



Civil Status & Registration Office

Registry of Marriages & Civil Partnerships

Ceremony Guidance Notes & Booking Form

CONTENTS

Section	Page
1. Introduction	3
2. General Conditions	3
3. Documents Required	3 & 4
4. Making a Booking for Marriage or Civil Partnership	4 & 5
5. Ceremony Venues	5 & 6
6. Fees	6
7. Attendance in Person	6 & 7
8. Certificates	7 & 8
9. Pre Ceremony Briefing	8
10. The Ceremony	8
11. Witnesses	8
12. Immigration Requirements	9
13. Cancellation & Amendments	9
14. Enquiries & Further Information	9
15. Important Notes	9 & 10
Appendices	Page
A - Registrar Booking Form	11
B - Approved Outside Venues	12
C & D - Payment Forms	13 & 14
E - Quick Guide to the Required Documentation	15
F - Document Checklist	16

1. INTRODUCTION

MARRIAGES

In Gibraltar, the marriage between two persons is provided for under the Gibraltar Marriage Act. Under its provisions, it is possible, by means of a Special Licence granted under Section 13 of the Act, for residents and non-residents alike to get married in Gibraltar. It also enables a Marriage ceremony to be conducted at approved locations outside the Registry and outside working hours and at weekends.

CIVIL PARTNERSHIPS

Civil Partnerships in Gibraltar between two persons is provided for under the Civil Partnership Act. Under its provisions, it is possible, by means of a Special Licence granted under Section 12 of the Act, for residents and non-residents alike to form a Civil Partnership in Gibraltar. It also enables a Civil Partnership ceremony to be conducted at approved locations outside the Registry and outside working hours and at weekends.

2. GENERAL CONDITIONS

In order to get married or enter into a civil partnership at the Registry by means of a Special Licence, you must be able to satisfy the Registrar that you are able to do so by completing Affidavits and signing them before a Commissioner for Oaths or a Notary Public of your choice in Gibraltar.

Please remember that Commissioner for Oaths and Notaries will charge you for their services and it is up to you to make all the arrangements directly with them.

Non-residents wishing to get married or enter into a civil partnership in Gibraltar must provide the Registrar with documentary evidence that they will be staying in Gibraltar, for at least one night, immediately prior to or, immediately after the ceremony.

The Registrar will accept any of the evidence listed below:

- A Gibraltar hotel bill covering the night before or the night after the ceremony;
- A Gibraltar hotel booking form confirming that the night of the ceremony is paid for;
- A statement by a resident of Gibraltar confirming that the parties spent the night before the ceremony, or will spend the night of the ceremony, as their guest at the relevant address (which must be specified); or
- Another form of proof that the parties were or will be in Gibraltar on the night before or the night of the ceremony, to the satisfaction of the Registrar.

3. DOCUMENTS REQUIRED

When applying for a Special Licence you are required to show certain documents as proof of identity, age and marital status.

Foreign language documents that are not multi-language certificates must be accompanied by an officially certified translation into the English language by one of the following:

- a) Confirmation that it is an accurate translation of the original document;
- b) The full name and original signature of the translator or an authorised official of the translation company, and
- c) The translator or translation company's contact details.

In addition, persons wishing to get married or enter into a civil partnership will have to prove their identity by providing the Registrar with **ORIGINALS*** of the following:

SINGLE PERSONS NEVER HAVING BEEN MARRIED AND NEVER HAVING ENTERED INTO A CIVIL PARTNERSHIP

- Passport, National Identity Card or other acceptable form of identity;
- Original full Birth Certificate showing parents' names (or *Adoption Certificate*).

WIDOWS/WIDOWERS/SURVIVING PARTNERS

- Passport, National Identity Card or other acceptable form of identity;
- Original full Birth Certificate showing parents' names (or *Adoption Certificate*);
- Previous Original Marriage or Civil Partnership Certificate;
- Original Death Certificate of your late spouse or civil partner.

PERSONS WHO HAVE BEEN PREVIOUSLY MARRIED OR WHO HAVE PREVIOUSLY ENTERED INTO A CIVIL PARTNERSHIP

- Passport, National Identity Card or other acceptable form of identity;
- Original full Birth Certificate showing parents' names (or *Adoption Certificate*);
- Final and absolute original Divorce Decree or original Certificate of Annulment of your previous marriage, or original Dissolution or original Nullity Order in respect of your previous civil partnership. We only accept original stamped copies from the court – a photocopy is not acceptable.
- Previous Original Marriage or Civil Partnership Certificate (Female Applicants Only);

CHANGE OF NAME

If you have changed your name in any way, you must produce official evidence of your change of name.

RESIDENCE DOCUMENTATION

The Registrar **may** request evidence that you are legally resident in your respective country. In the case of persons who reside in the United Kingdom, a UK Residence Permit – if they reside in any other EU country a valid permit of residence.

OTHER DOCUMENTATION

In addition to the above, the Registrar may, at his sole discretion, ask for any other documents considered necessary.

**ORIGINALS means the original certificate(s) issued at the time of the registration. There may be instances where the original certificate(s) cannot be provided. Therefore, you are required to request verified copies of the original certificate(s) from the registry/court that issued the original certificate(s). These certified true copies of the original certificate(s) must bear the seal of the registry/court that issued the original certificate(s). Certified true copies of the original certificate(s) attested by a Notary Public or other person entitled in law to certify the authenticity of a document is acceptable.*

Please do not submit unverified photocopies or scanned copies of documents, as these will be declined.

4. MAKING A BOOKING FOR MARRIAGE OR CIVIL PARTNERSHIP

To initiate the process you will, in the first instance, need to sign the footnote at the end of these Guidance Notes confirming that you have read and agree to the conditions contained in these notes. You must also complete and submit the attached Booking Form (Appendix 'A') in order to book and secure a Registrar for your ceremony.

You may do this by handing in the completed form at our offices in person or by submitting the request by email or post.

Please note that you must include all the required documentation as specified above and we will aim to respond to you as soon as possible. It is advisable that you do not initiate the booking process if you do not have the correct documentation in your possession or is unavailable to you.

All documents should be scanned as PDF documents and sent in **ONE** email clearly stating names, date, time and venue of the ceremony in the "Subject." This should be accompanied by the payment details. It is important that at this stage you do not omit any relevant or important information and/or state that the scanned documents are original when these may be not. Erroneous or misleading information in relation to the submitted documentation may compromise the whole process and may lead to the Registrar declining to perform the ceremony on the day.

Once the documents are checked and found to be compliant, we will check your request against the date and time slots available. If the chosen slot is not available, we will contact you to offer the nearest alternative. Once a date is agreed, you may provisionally book the Registrar or effect payment in order to secure and make your booking firm. If payment is made, a confirmation of your booking will be sent to you via email.

Please remember that the original* documents **MUST** be presented when you attend the Registry Office to sign and complete the paperwork prior to the ceremony.

We welcome bookings up to a year in advance – the further ahead that you contact us to make your booking, the greater the choice of dates and times. The summer months, June to September are the busiest months, and whilst we will endeavour to accommodate your request, you will be limited for choice if you request the appointment very close to your preferred date.

As explained above, bookings will be secured and considered firm when all the necessary verifications have been undertaken, and payment has been received. Until payment is received, your date is at risk of being taken over by someone else, it is therefore in your interest to secure a date as soon as possible in order to avoid disappointment. **Please note that your date will remain available to others unless payment is received.** Once payment is received, the booking will be firm and the date secured, and the Marriage Section will then send you a written confirmation to you. At this point you may also order and pay for your marriage certificate(s).

You must be aware that all the necessary arrangements for ceremonies held during the first week of the year must be completed before the Christmas break, as the Civil Status & Registration Offices will be closed during Christmas and New Year. You are therefore advised to speak to staff in order to confirm the exact dates when our offices will be closed during local festivities.

5. CEREMONY VENUES

1. CEREMONIES AT THE REGISTRY OFFICE

Marriage or Civil Partnership ceremonies at the Registry Office are conducted on weekdays between 11:00am and 02:00pm.

No ceremonies will take place at the Registry Office during pre-Christmas week. Ceremonies will resume on the first working day of the New Year. Please be aware that public holidays in Gibraltar may differ from those in your country of residence. Information on public holidays in Gibraltar may be obtained at www.gibraltar.gov.gi

It is important to note that the Registry Office has a maximum capacity of 20 persons. Therefore, should your party exceed this maximum, you may wish to consider having your ceremony performed in one of our approved outside venues (see Appendix 'B') which provide for larger parties. In order to comply with Fire and Health & Safety Regulations parties of over 20 guests will have to wait in the adjoining lobby whilst the ceremony is taking place.

No food, drink (including alcohol) or animals (with the exception of assistance dogs) are permitted at the Registry Office.

Any gifts, flowers or general goods delivered to, or left at, the Registry Office in conjunction with your ceremony are not the responsibility of the staff of the Civil Status and Registration Office.

All mobile phones must be placed on silent mode when entering the ceremony room.

Children must be supervised by an adult at all times.

The building housing the Registry Office is a designated **NO SMOKING** building.

There are no parking facilities for the couple or their guests at the Registry Office. The nearest payable on-street parking is available at two locations, Queensway and Ragged Staff. Further information on parking is available at <http://www.visitgibraltar.gi/driving-and-park>

Wheel chair access is available.

Photographs during your Registry Office ceremony may be taken.

2. CEREMONIES AT AN OUTSIDE LOCATION

Ceremonies held at an outside location may be conducted on weekdays between 01:00pm and 07:00pm and weekends between 10:00am and 07:00pm. These may only take place at one of the venues approved by the Registrar. The approved venues are listed at Appendix 'B'.

No ceremonies will take place at an outside location during pre-Christmas week. Ceremonies will resume on the first working day of the New Year. Please be aware that public holidays in Gibraltar may differ from those in your country of residence. Information on public holidays in Gibraltar may be obtained at www.gibraltar.gov.gi

Ceremonies held outside the Registry Office must comply with all the conditions imposed by the Registrar. For example, receptions held at the same venue must be celebrated in a separate area from where the ceremony takes place. If you wish to have the ceremony at an outside location, it is your sole responsibility to contact the organisers directly, to make the necessary arrangements and to pay for any fees for the use of the venue.

It is important to note that if you choose to have your ceremony in an open-air setting you must be aware that in the event of inclement weather on the day (*rainy or extremely windy*); the Registrar may be unable to officiate your ceremony. Therefore, should you decide to go for an open-air wedding you must provide this office with an alternate approved venue were the Registrar may officiate the ceremony. Failure to provide an alternate approved venue will result in the ceremony not taking place.

The Civil Status & Registration Office will not be held liable if the back-up venue does not have enough space for all the guests to witness the ceremony. This is a matter for yourselves and the venue to discuss and agree beforehand.

You may also have your ceremony on board a passenger ship registered in Gibraltar of over 100 gross tonnes and carrying more than 12 passengers.

6. FEES

It is important to note that fees are **non-refundable** and **non-transferable** in all circumstances.

Prompt payment is highly recommended as it guarantees and secures your booking. Bookings that are not paid are provisional and run the risk of being lost to someone who is prepared to pay on the spot in order to secure a date. If you have not paid the pertinent fees at the time of your booking, these must be paid for in full not less than **ten working days** prior to the ceremony. **It is therefore important to note that should your fees remain unpaid within the ten working days prior to the ceremony, your booking may be cancelled without notice.** Payments may be effected in cash, cheque or via debit/credit card (Visa or MasterCard) in pounds sterling.

The following fees and charges are applicable:

Registrar's Certificate (<i>Residents only</i>)	£ 32.50
Notice (<i>Residents only</i>)	£ 30.00
Special Licence for Marriage	£ 67.50
Ceremony & Registration at Registry Office	£ 40.00
Ceremony & Registration at an outside location – On Weekdays	£ 140.00
Ceremony & Registration at an outside location – After working hours on Weekdays and at Weekends	£ 240.00
Marriage/Civil Partnership Certificate – Within 2 weeks of the Ceremony	£ 3.50 each

This office will be requesting the following information in order to process payment by debit/credit card (Appendix 'C' & 'D'):

- Card number*
- Date of Issue*
- Date of Expiry*
- Security Code, i.e. the three numbers printed on the signature strip*
- Address and Postcode*

7. ATTENDANCE IN PERSON

Once your booking has been confirmed by this office, the next stage will be for the parties to attend our offices. This must be done no later than 10:30am on any working day prior to the date of the ceremony in order to present the **Original***

Documents, apply for the **Special Licence**, and complete and swear the necessary **Affidavits**. On attendance, affidavits will be provided by this office and must be completed and sworn in the presence of a commissioner or other person lawfully authorised to administer oaths in Gibraltar. Therefore, arrangements for the swearing of the affidavits must be undertaken by yourselves once the forms have been provided to you.

This may be done at any time up to a maximum of 3 months in advance of the date of the ceremony, or as late as 10:30am on the working day before the date of the ceremony.

It is important to note that applicants must be aware of public holidays in Gibraltar, as our offices may be closed on the day before the date of the scheduled ceremony.

If you have any doubts about which documents to present, whether the documents that you have will be acceptable or any other queries about the legal formalities, we would strongly advise that you contact us directly to discuss this before you attend our offices. If you cannot meet the requirements, we may not be able to proceed with your booking, your ceremony may not take place, and you will lose your fee. Please do not withhold any important information in relation to the documentation you are going to present to us that could hinder the process, as a refusal to marry may not only be inconvenient and distressing for you, but an unpleasant situation for us.

In the event that the Registrar is unable to perform the ceremony on the day, fees will not be refunded or transferred to another date or booking.

8. CERTIFICATES

It is very important that the documents submitted to this office show the correct information, as this information will be used, along with information gathered on the day of your ceremony, to complete the entry on the register and your Marriage/Civil Partnership certificate(s).

Following your Marriage or Civil Partnership an entry will be made in one of the Registers, it is therefore very important that you check the entry for any errors or mistakes as these are easier to correct on the day. Certificates will then be issued based on the information recorded on the day. A certificate will depict the date in which the Marriage/Civil Partnership was contracted, along with other details furnished by the couple to the Registrar.

Certificates will normally be ready for collection between ten and fifteen working days after the ceremony and may be collected in person from our offices. Marriage or Civil Partnership Certificates issued within two weeks after the ceremony are available at a cost of £3.50 per certificate. It is advisable that couples should order a minimum of two certificates.

If you so wish, in order to assist you in other formalities, the Civil Status & Registration Office may issue you with a letter confirming that you have married and are awaiting the issuance of your marriage certificate. Please request this letter in advance so that it may be ready immediately after your ceremony.

If you wish to have your certificate(s) forwarded to you via courier, at your expense, you must make arrangements directly with a courier service of your choice. You may arrange for these to be collected from our offices. Please advise us who and when will be collecting the certificates. The Civil Status and Registration Office will not be liable for any certificates that are damaged or lost by the couriers.

If you wish for certificates to be posted to an address outside Gibraltar, there is an additional fee of £5.00 for this service. You will be asked to clearly state the address of your choice on an envelope provided to you by this office and the certificates will be sent via the 'International Tracked & Signed' route. These are posted at your own risk and the Civil Status and Registration Office will not be liable or held responsible for certificates that are damaged or may be lost in transit.

It is also possible to certify marriage certificates for legal purposes (Apostille), under the Hague Convention of 5 October 1961 on legislation of documents. If you wish to apostille your Marriage Certificate, you should arrange for this at the time of ordering your certificate(s). The addition of an apostille will inevitably increase the time for the issuance of the certificate(s). The fee for this service is £15.00 per certificate.

If you find an error on a marriage certificate, please contact us at once, as it may be possible to correct it. Corrections cannot be made in the case of an informant changing their mind about the information that was originally given. When errors are highlighted, we will need to check that the entry in the Marriage or Civil Partnership Register is correct.

9. PRE-CEREMONY BRIEFING

Partners and their witnesses should be at their chosen venue at least 15 minutes before the start of the ceremony. **Delays in excess of 10 minutes may result in postponement of the ceremony until the Registrar is next available.**

At the venue, and before the ceremony commences, you will be asked for identification (i.e. your passport, national identity card or any other identification document). The Registrar will explain the order of the ceremony to you and ask you to state who your witnesses will be.

The Registrar will also ask you to check the entry recorded in the Marriage or Civil Partnership Register (i.e. names, addresses, ages, names of witnesses etc.) and it is at this point that you must highlight to the officiant any errors or mistakes made in the Register. It is important that you thoroughly check the entry as it is highly likely that any errors or mistakes will unfortunately be then transposed onto your certificate(s). The certificate(s) will be produced based on the information recorded on the day, and it is far easier to rectify the error on the day rather than after the event has taken place.

Inaccuracies can lead to erroneous certificates being produced, thus delaying the issuance of your Marriage/Civil Partnership Certificate.

10. THE CEREMONY

The parties will need to make the necessary arrangements for themselves and their guests to be at the venue before the ceremony is to take place. Each couple are allocated 30 minutes for the preliminaries and the ceremony.

The Registrar will conduct the ceremony in English. Should you require an interpreter you must point out this during the booking application and it is your responsibility to provide a suitable independent interpreter who is acceptable to the Registrar. The Registrar will not conduct the ceremony if he/she is not satisfied that the couple and their witnesses fully understand the wording of the ceremony.

The ceremony includes the exchange of the legal declarations (to be spoken after the registrar) and the signing of the register. It may also, if you wish, include the exchange of rings.

During the ceremony, and if you so wish, you may include readings and/or poems. Please note that all readings/poems must be submitted for approval to the Registrar in order to ensure that your choices are suitable for a civil ceremony. Providing that there are no religious connotations, choices are usually approved.

If the ceremony is to take place at an approved outside venue, it is your responsibility to arrange, provide and pay for transport in order to convey the Registrar to and from the ceremony venue. If transport is required, this office will inform you of the need, and arrangements are to be made beforehand or when you come in to complete your paperwork. This office will require in advance written confirmation that the transport for the Registrar has been arranged.

It is important to note that the Registrar will not conduct and will postpone the ceremony if he/she has any cause for concern and fees will not be refunded or transferred to another date or booking.

11. WITNESSES

For all ceremonies, you must have two other people present to witness that you have said the legal vows and to sign the register. Your witnesses may be related to either of you and/or to each other. They may be friends or colleagues over the age of 18, must be able to speak and understand English and acceptable to the Registrar.

Please note that Registry Office personnel are unable to act as witnesses.

12. IMMIGRATION REQUIREMENTS

If you do not reside in Gibraltar and you are not an EEA national you may require a visa to enter Gibraltar. Should you require a visa, you will need to apply for one at a UK Visa Application Centre in your country of residence.

You must bear in mind that unless you have guaranteed returnability to either your country of normal residence or your country of origin, the issue of a Gibraltar visa may not be authorised. Information on Visas or entry into Gibraltar is available from:

Borders & Coastguard Agency
Winston Churchill Avenue
Gibraltar
GX11 1AA

Tel: 00 (350) 200 65465

Email: info@bca.gov.gi

13. CANCELLATION & AMENDMENTS

All fees are **non-refundable** and **non-transferable** in all circumstances. Therefore, no monies will be returned in the event that your documentation is incorrect, you need to cancel a ceremony, change the name of the applicants or change the date of a ceremony that has already been confirmed and paid for.

14. ENQUIRIES & FURTHER INFORMATION

- **In Person**

The Registry of Marriages & Civil Partnerships, Civil Status & Registration Office is located at Joshua Hassan House, Secretary's Lane, Gibraltar and our counters are open uninterruptedly from 08:30am to 03:00pm Mondays to Fridays.

- **Via Telephone**

Our telephone number is 00 (350) 200 72289 and our lines are open from 08:00pm to 3:30pm Mondays to Thursdays and from 08:00am to 03:00pm on Fridays.

Please note that Gibraltar time is GMT+1

- **Via Email**

Our email address is marriages.csro@gibraltar.gov.gi

15. IMPORTANT NOTES

Finally, please note that the information contained in this document is intended as a general guide to the basic legal requirements. It is not exhaustive, and does not cover every situation.

The information given is the latest available at the date of issue (April 2019), but it is important to note that conditions may be liable to changes.

The Civil Status and Registration Office cannot be held responsible and is not liable for any ceremony held in an outside location that has to be cancelled as a result of events that are outside and beyond our control.

The Civil Status & Registration Office will not be liable for any misinformation provided for by any Third Party, including Wedding Planners.

When you book your ceremony with us, please feel free to discuss any issues or concerns in relation to your ceremony with a member of our team. He/she will discuss your own circumstances, and if necessary indicate the requirements that will apply to you and the documents that you will need to provide.

Should you have any queries in relation to the documents you hold and their validity, please discuss these with a member of our team. It is very frustrating, for all parties concerned, to have to cancel or postpone a ceremony because information in relation to the documentation has been withheld.

I, have read these Guidance Notes and understand and agree that my request is subject to the conditions contained herein.

Name: _____

Signature: _____

Date: _____

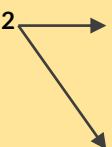

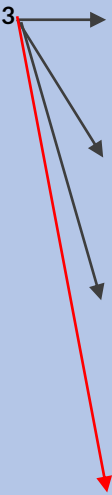
APPROVED OUTSIDE VENUES

<p>Bistro Point University of Gibraltar Tel: 00 (350) 200 76588 Email: bistropoint@huntergroup.gi</p>	<p>Boyd's Kings Bastion Kings Bastion, Line Wall Road Tel: 00 (350) 200 62550 or 00 (350) 54124000 Email: boyds@rockbastion.com</p>
<p>Bruno's Restaurant Unit 3, The Boardwalk, Tradewinds – Ocean Village Tel: 00 (350) 200 68444 Email: brunosqib@gmail.com</p>	<p>Garrison Library Governor's Parade Tel: 00 (350) 200 77418 Email: j.ballantine@gibraltargarrisonlibrary.gi</p>
<p>Hall of Fame Transport Memorabilia Café, 4a Ragged Staff Tel: 00 (350) 200 67788 Email: halloffame.gibraltar@gmail.com</p>	<p>Holiday Inn Express – Gibraltar 21-23 Devil's Tower Road Tel: 00 (350) 200 67890 Email: info@hiexgibraltar.com Website: www.hiexpress.com</p>
<p>La Sala Ocean Village Tel: 00 (350) 200 16870 Email: weddings@lasalaqibraltar.com</p>	<p>Latino's Restaurant Unit 9 & 21B Casemates Square Tel: 00 (350) 200 47755 Email: mikepit@gibtelecom.net Website: www.latinosrestaurants.com</p>
<p>Mons Calpe Suite - Top of the Rock Cloister Building, 6/8 Market Lane, PO Box 554 Tel: 00 (350) 200 12745 Email: events@monscalpesuite.com Website: www.monscalpesuite.com</p>	<p>My Wines 11 & 12 Chatham Counterguard Tel: 00 (350) 200 69463 Email: info@mywinesqibraltar.com</p>
<p>Rendezvous Chargrill Restaurant Queensway Quay Marina Tel: 00 (350) 200 66420 Email: info@rendezvousqib.com</p>	<p>St Michaels' Cave** Upper Rock Nature Reserve Tel: 00 (350) 200 71643 Email: dylansheriff@gibraltar.gov.gi</p>
<p>Sunborn Yacht Hotel Ocean Village Tel: 00 (350) 200 16100 or 00 (350) 58007751 Email: kerriane.massetti@sunbornqibraltar.com</p>	<p>The Alameda Botanical Gardens* Red Sands Road, PO Box 843 Tel: 00 (350) 200 41235 Email: events@gibraltargardens.gi</p>
<p>The Caleta Hotel Catalan Bay Tel: 00 (350) 200 76501 Fax: 00 (350) 200 42143 Email: conf.banq@caletahotel.gi</p>	<p>The Landings Restaurant Unit 15, Ragged Staff Wharf, Queensway Quay Marina Tel: 00 (350) 200 66100 Email: info@thelandings.gi Website: www.thelandings.gi</p>
<p>The Lounge Restaurant 17a & 17b Queensway Quay Marina Tel: 00 (350) 200 61118 Email: michelle@thelounge.gi</p>	<p>The Rock Hotel 3 Europa Road Tel: 00 (350) 200 73000 Fax: 00 (350) 200 73513 Email: conference@rockhotel.gi</p>
<p>Waterfront Restaurant Queensway Quay Marina Tel: 00 (350) 200 45666 Email: waterfrontrestaurant@gmail.com</p>	

* Please note that ceremonies at the Alameda Botanical Gardens will only take place from April to October.

** Please note that ceremonies held at St Michaels Cave will only take place in the evenings, i.e. 1900hrs from April to October and 1800hrs from November to March.

A QUICK GUIDE TO THE DOCUMENTATION REQUIRED FOR MARRIAGES/CIVIL PARTNERSHIPS IN GIBRALTAR

<u>STATUS OF APPLICANT</u>	<u>No of DOCUMENTS REQUIRED</u>	<u>REQUIRED DOCUMENTATION (ORIGINALS)</u>	<i>Other acceptable documentation in lieu of that specified on the left</i>
SINGLE (NEVER HAVING BEEN MARRIED AND NEVER HAVING ENTERED INTO A CIVIL PARTNERSHIP)	2 	Valid Passport	<i>National Identity Card or other valid and acceptable form of identity</i>
		Full Birth Certificate	<i>Short Birth Certificate, accompanied by Parents' Birth Certificates</i>
WIDOW WIDOWER SURVIVING PARTNER	4 	Valid Passport	<i>National Identity Card or other valid and acceptable form of identity</i>
		Full Birth Certificate	<i>Short Birth Certificate, accompanied by Parents' Birth Certificates</i>
		Previous Marriage/Civil Partnership Certificate	<i>Not necessarily should the informant* be the person requesting to be married/entering into a civil partnership</i> <i>*The informant is the person who registered the death and whose name and relationship to the deceased appears on the deceased's death certificate</i>
		Death Certificate of your late spouse/civil partner	<i>No alternative acceptable</i>
DIVORCEE (HAVING BEEN PREVIOUSLY MARRIED OR IN A CIVIL PARTNERSHIP)	3 	Valid Passport	<i>National Identity Card or other valid and acceptable form of identity</i>
		Full Birth Certificate	<i>Short Birth Certificate, accompanied by Parents' Birth Certificates</i>
		Final and absolute Divorce Decree/Certificate of Annulment OR Dissolution/Nullity Order	<i>No alternative acceptable</i> <i>No alternative acceptable</i>
		Previous Marriage/Civil Partnership Certificate (Female Divorced Applicants Only)	<i>No alternative acceptable</i>

Please **do not** submit unverified photocopies or scanned copies of documents, as these will be declined.

DOCUMENT CHECK LIST

PASSPORT(S)	<input type="checkbox"/>
BIRTH CERTIFICATE(S)	<input type="checkbox"/>
PREVIOUS MARRIAGE CERTIFICATE(S)	<input type="checkbox"/>
PREVIOUS CIVIL PARTNERSHIP(S)	<input type="checkbox"/>
LATE SPOUSES DEATH CERTIFICATE(S)	<input type="checkbox"/>
DIVORCE DECREE(S)	<input type="checkbox"/>
CHANGE(S) OF NAME	<input type="checkbox"/>
TRANSLATIONS OF DOCUMENTS <i>(IF APPLICABLE)</i>	<input type="checkbox"/>
RESIDENCE DOCUMENTATION <i>(IF REQUESTED)</i>	<input type="checkbox"/>