



**APPROVED**  
**GOVERNMENT OF GIBRALTAR**  
**ESTIMATES**  
**OF**  
**REVENUE AND EXPENDITURE**  
**2022/2023**

**JULY 2022**

**CONTENTS****Page*****Public Finances 2022/2023:***

Introduction .....	(ii)
Overall Government Revenue .....	(iii)
Overall Government Expenditure .....	(iv)
Consolidated Fund Expenditure .....	(v)
Public Sector Establishment .....	(vi)
Statutory Benefits .....	(vi)
Improvement and Development Fund Revenue .....	(vii)
Improvement and Development Fund Expenditure .....	(viii)
Cash Reserves .....	(ix)
Net Public Debt .....	(ix)
Government Companies .....	(x)

***Estimates of Revenue and Expenditure:***

Summary of Estimated Financial Position 2022/2023 .....	1
Summary of Forecast Financial Outturn 2021/2022 .....	2
Reserves and Public Debt .....	3
Receivers of Revenue .....	4
Summary of Consolidated Fund Revenue .....	5
Revenue Heads:	
1    Income Taxes .....	6
2    Duties, Taxes and Other Receipts .....	6
3    Gambling Charges, Fees and Lottery .....	6
4    Rates and Rents .....	6
5    Departmental Fees and Receipts .....	6
6    Government Earnings .....	11
7    Public Debt .....	11
Controlling Officers .....	12
Summary of Consolidated Fund Expenditure .....	13
Consolidated Fund Charges .....	15
Departmental Establishment and Expenditure:	
1    Treasury .....	18
2    No. 6 Convent Place .....	21
3    Office of the Chief Technical Officer .....	24
4    Customs .....	26
5    Income Tax .....	28
6    Parliament .....	30
7    Human Resources .....	33
8    Immigration and Civil Status .....	36
9    Financial Secretary's Office .....	38
10   Government Law Offices .....	40
<i>Public Service Support Unit</i> .....	44
11   Office of the Deputy Chief Minister .....	46
12   Civil Aviation .....	49
13   Environment .....	51
14   Collection and Disposal of Refuse .....	56
15   Upper Rock Tourist Sites and Beaches .....	58
16   Education .....	61
17   Gibraltar University .....	66
18   Heritage .....	68
19   Culture .....	70
20   Driver and Vehicle Licensing .....	73
21   Technical Services .....	76
22   Social Security .....	81

**CONTENTS** (cont)**Page**

23	Statistics Office .....	83
24	Economic Development .....	85
25	Procurement Office .....	88
26	Justice .....	90
27	Gibraltar Law Courts .....	94
28	Policing .....	97
29	Prison .....	100
30	Equality .....	102
31	Civil Contingency .....	104
32	Gibraltar Regulatory Authority .....	106
33	Town Planning and Building Control .....	108
34	Office of Fair Trading .....	111
35	Fire and Rescue Service .....	113
36	Airport Fire and Rescue Service .....	115
37	Housing .....	117
38	Employment .....	120
39	Youth .....	122
40	Sport and Leisure .....	124
41	Digital Services .....	126
42	Information Technology and Logistics Department .....	128
43	Broadcasting .....	130
44	Financial Services .....	132
45	Gambling Division .....	135
46	Health and Social Care .....	138
47	Gibraltar Health Authority - Elderly Residential Services Section .....	140
48	Care Agency .....	142
49	Drug & Alcohol Awareness & Rehabilitation Services .....	144
50	Utilities .....	147
	<i>Commerce</i> .....	149
51	Business .....	151
52	Tourism .....	153
53	Postal Services .....	156
54	Port .....	159
55	Maritime Services .....	161
	<i>Commercial Aviation</i> .....	163
56	Gibraltar Audit Office .....	164
57	Supplementary Provision .....	166
58	Contribution to Government-Owned Companies .....	167
59	Transfer from Government Surplus .....	168
60	Contribution to the Improvement and Development Fund .....	169
61	Contribution to the COVID-19 Response Fund .....	170
62	Exceptional Expenditure .....	171
	Summary of Improvement and Development Fund Revenue and Expenditure .....	172
	Improvement and Development Fund Revenue:	
101	Contributions and Loans .....	173
102	Sale of Government Property and Other Premia .....	173
103	Grants .....	173
104	Reimbursements .....	173
	Improvement and Development Fund Expenditure:	
101	Works and Equipment .....	174
102	Projects .....	176

**CONTENTS** (cont)Page

Appendix A	Public Services Ombudsman .....	182
Appendix B	Gibraltar Development Corporation .....	184
Appendix C	Borders and Coastguard Agency .....	211
Appendix D	Housing Works Agency .....	214
Appendix E	Gibraltar Sports and Leisure Authority .....	217
Appendix F	Gibraltar Health Authority .....	220
Appendix G	Gibraltar Health Authority - Elderly Residential Services Section .....	230
Appendix H	Care Agency .....	238
Appendix I	Gibraltar Electricity Authority .....	246
Appendix J	Gibraltar Port Authority .....	250
Appendix K	Social Assistance Fund .....	253
Appendix L	Savings Bank Fund .....	254
Appendix M	Circulating Coins Account .....	255
Appendix N	Note Security Fund .....	256
Appendix O	Lottery Account Estimate.....	257
Appendix P	Scholarships .....	258
Appendix Q	Salaries .....	260
Appendix R	List of Retitled Subheads .....	289
Appendix S	COVID-19 Response Fund .....	292



# **SUMMARY OF PUBLIC FINANCES**

## **2022/2023**

The following 9 pages summarise the Government's public finances, showing the sources of public revenue and expenditure, the Government's reserves and public debt and information on public sector employees and Government Companies. These pages do not form part of the Approved Estimates.

**Introduction**

Below are some explanatory notes on the Government's public finances for the financial year 2022/2023. In the charts that follow on subsequent pages the 2022/2023 figures represent the Government's estimates; 2021/2022 the forecast outturn; and the prior year figures for the extended financial period 2019/2021 are drawn from the accounts.

**Overall Government Revenue and Expenditure** *(pages iii to v)*

Government's overall Consolidated Fund revenue for 2022/2023 is estimated at £637 million. Government spending from the Consolidated Fund is estimated at £682 million, producing an estimated recurrent deficit of £45 million. This does not include capital revenue and expenditure which are channelled through the Improvement and Development Fund.

**Statutory Benefits** *(page vi)*

A total of £46 million of Statutory Benefits payments were effected in the financial period 2021/2022. This is accounted for separately and does not form part of the Overall Government Revenue and Expenditure.

**Capital Investment** *(pages vii and viii)*

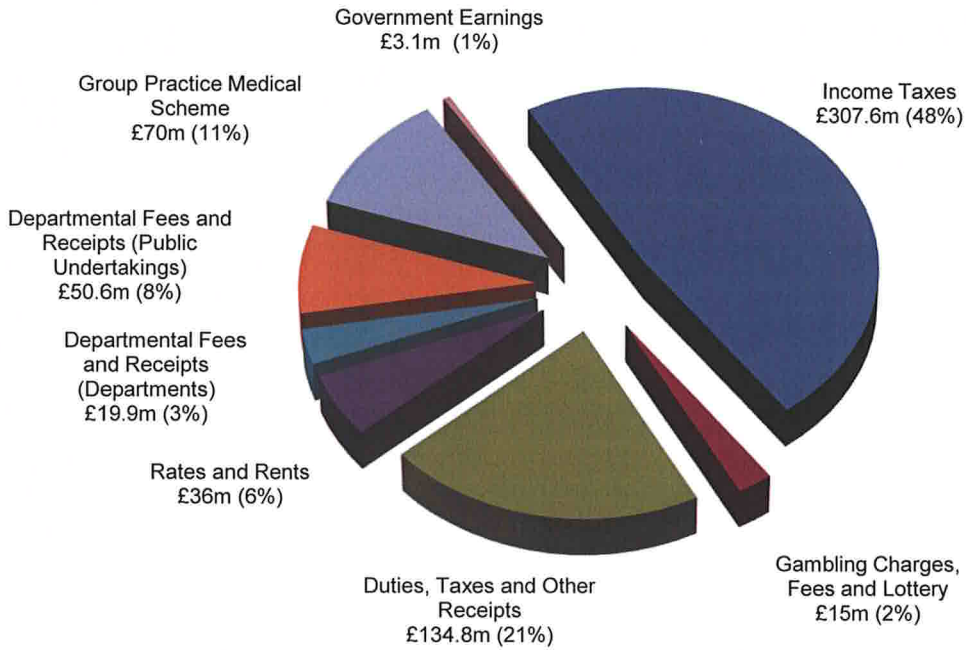
The Government's investment in capital projects, to benefit the social and economic development of Gibraltar, is funded by the Improvement and Development Fund. In 2022/2023 the expenditure of the Fund is estimated to be over £66 million.

**Government Companies** *(page x)*

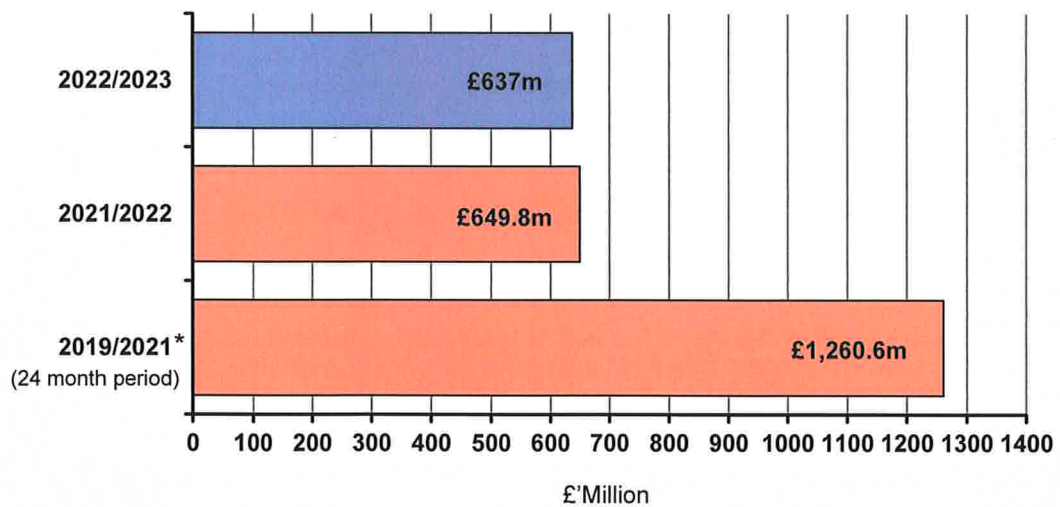
Government-owned companies are accounted for separately and their financial transactions do not form part of the Overall Government Revenue and Expenditure figures. The Government is also a shareholder in a joint venture utility company providing water services as well as a shareholder in the Gibraltar International Bank.

### Overall Government Revenue 2022/2023

The Government's estimated revenue for 2022/2023 is £637 million.



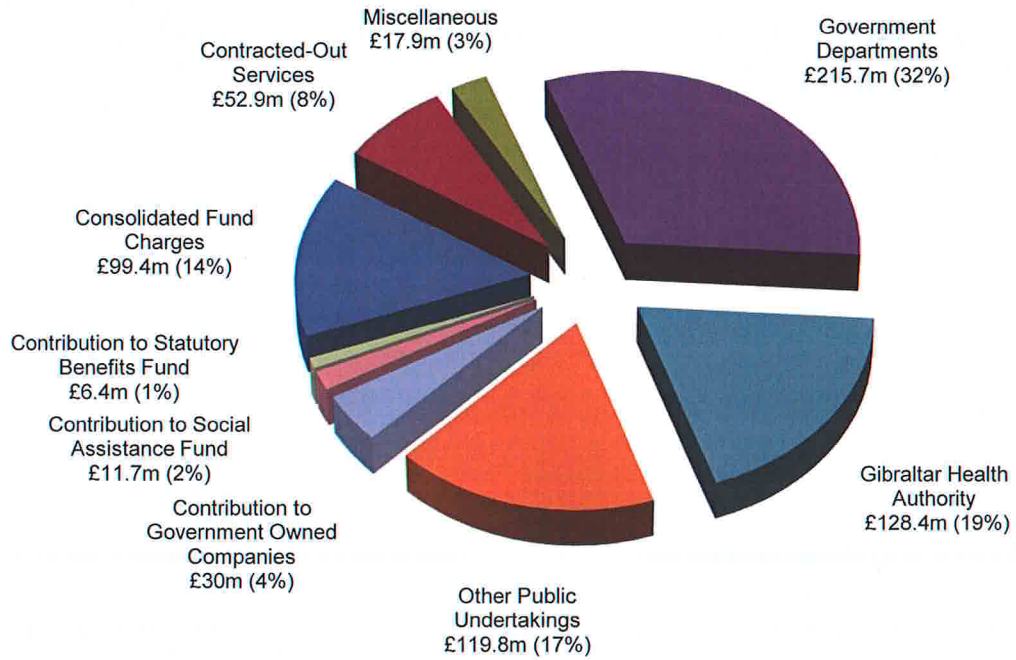
### Overall Government Revenue 2019-2023



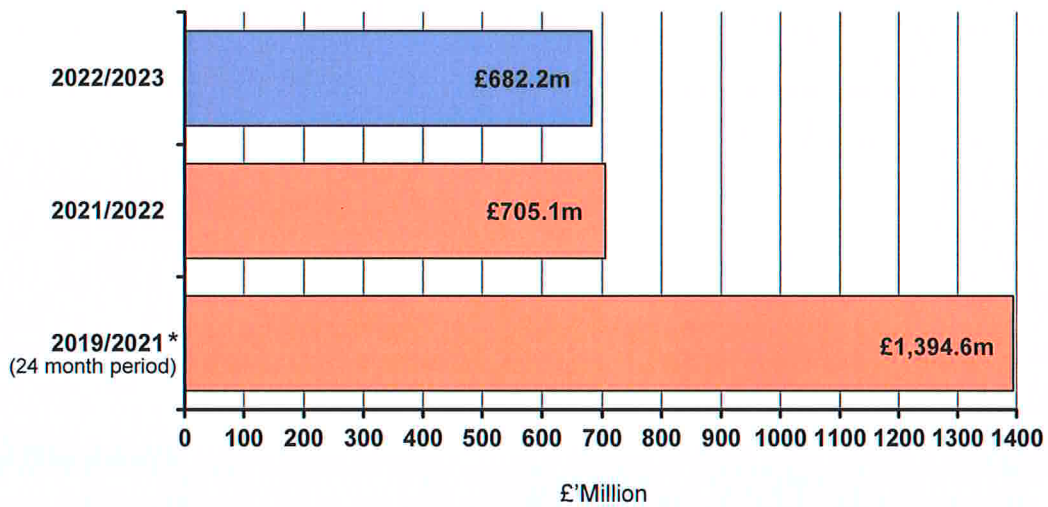


### Overall Government Expenditure 2022/2023

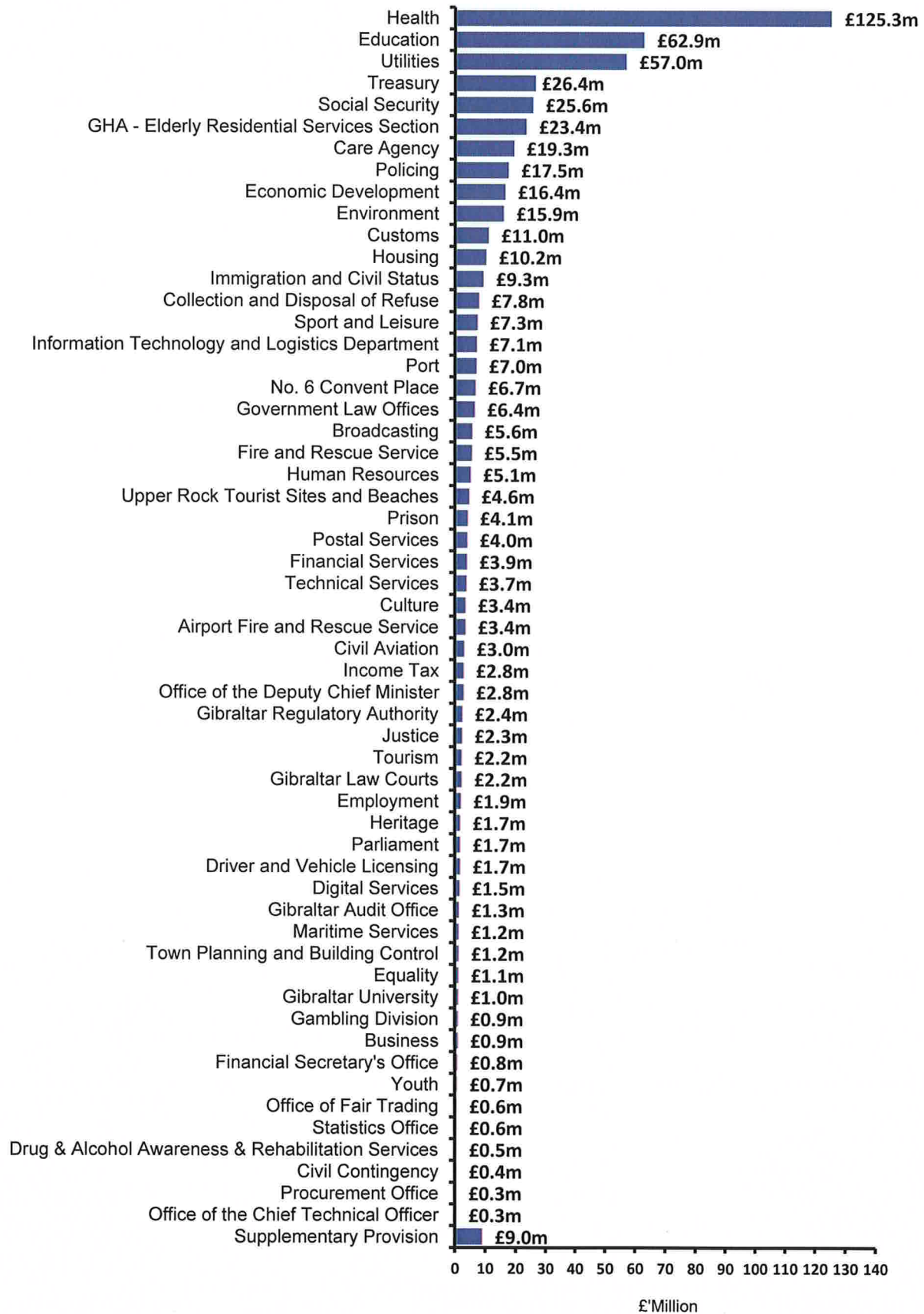
The Government's total estimated expenditure for 2022/2023 is £682 million.



### Overall Government Expenditure 2019-2023

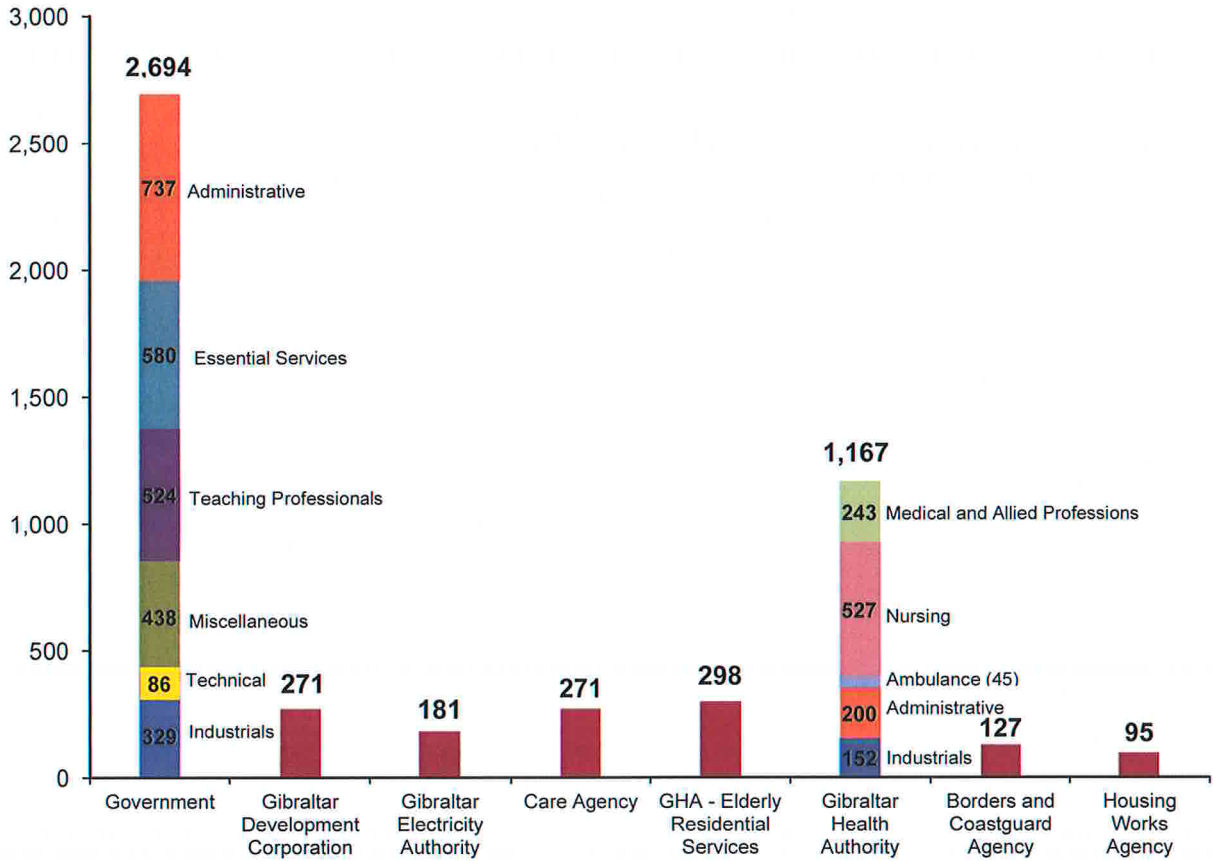


### Consolidated Fund Expenditure 2022/2023



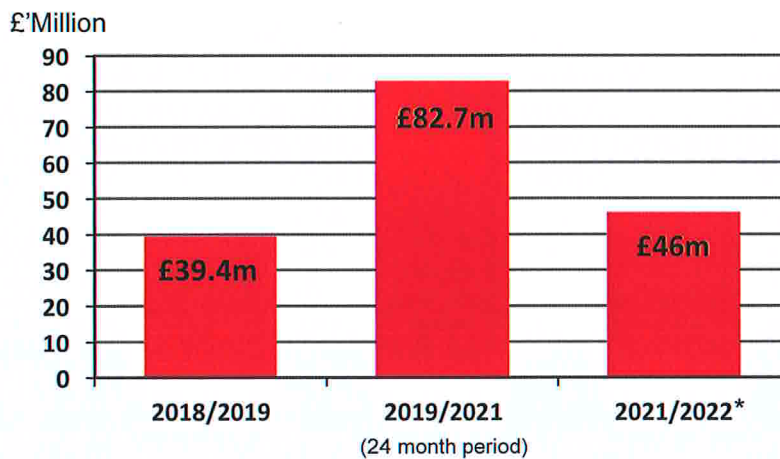
### Public Sector Establishment 2022/2023

Number of Staff



- (i) In addition the Public Service Ombudsman, the Gibraltar Sports and Leisure Authority and the Gibraltar Port Authority employ 123 staff between them.
- (ii) 6 GDC employees seconded to a Government-owned company and 2 to the Gibraltar Police Authority
- (iii) Total Establishment is over 5,200.

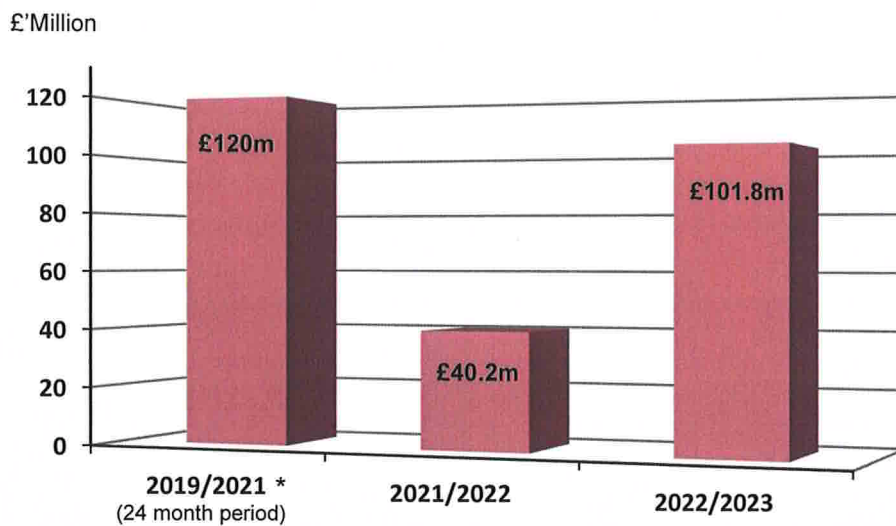
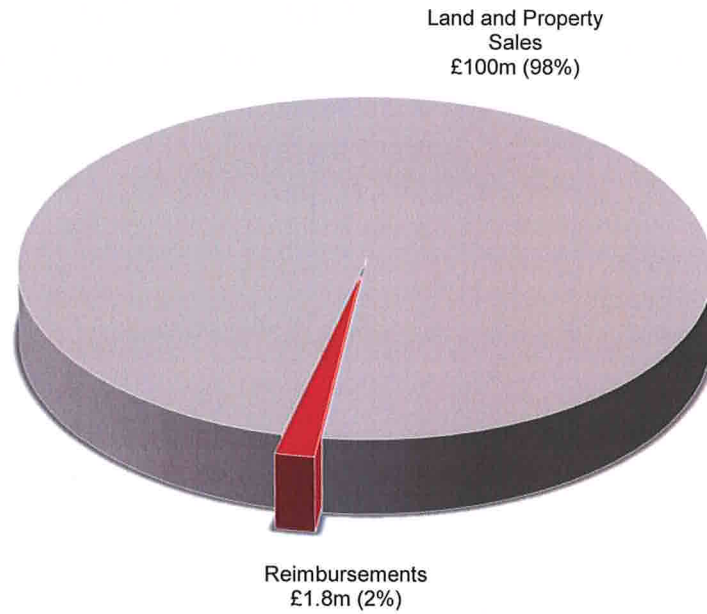
### Statutory Benefits – Statutory Benefits Fund 2018/2022



## Improvement and Development Fund

The Improvement and Development Fund revenue for 2022/2023 is estimated to be over £101 million.

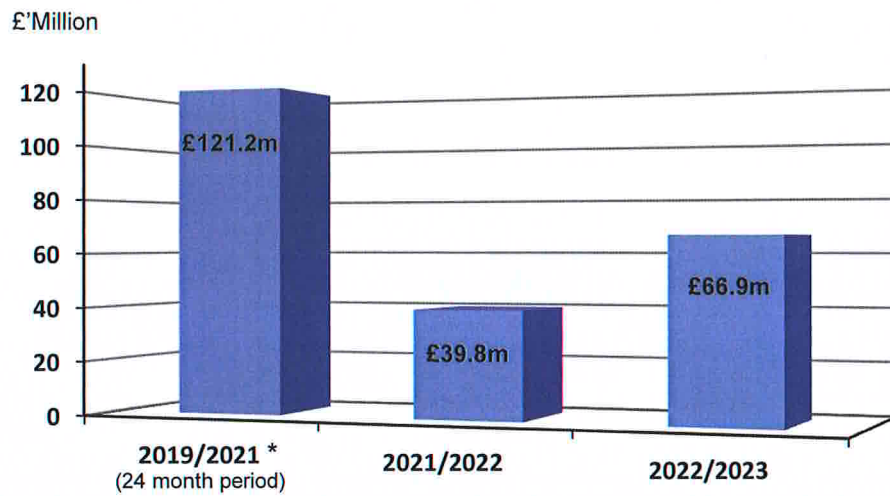
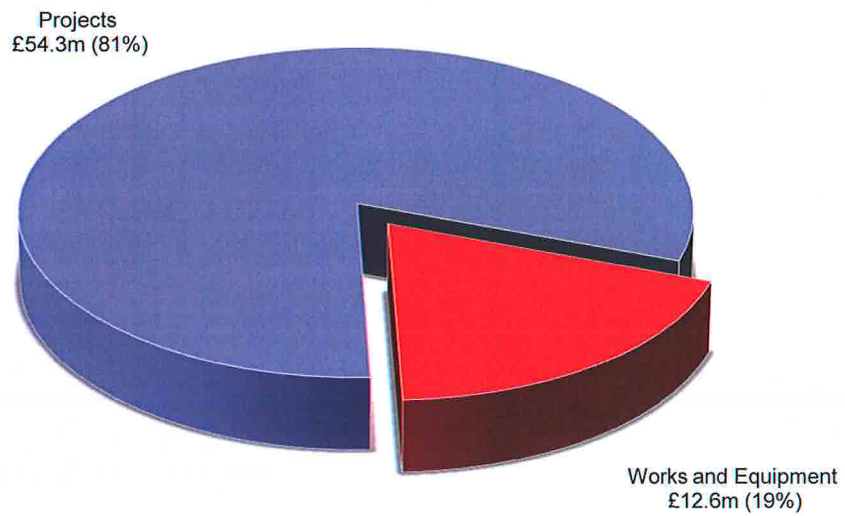
### Revenue 2022/2023



### Improvement and Development Fund

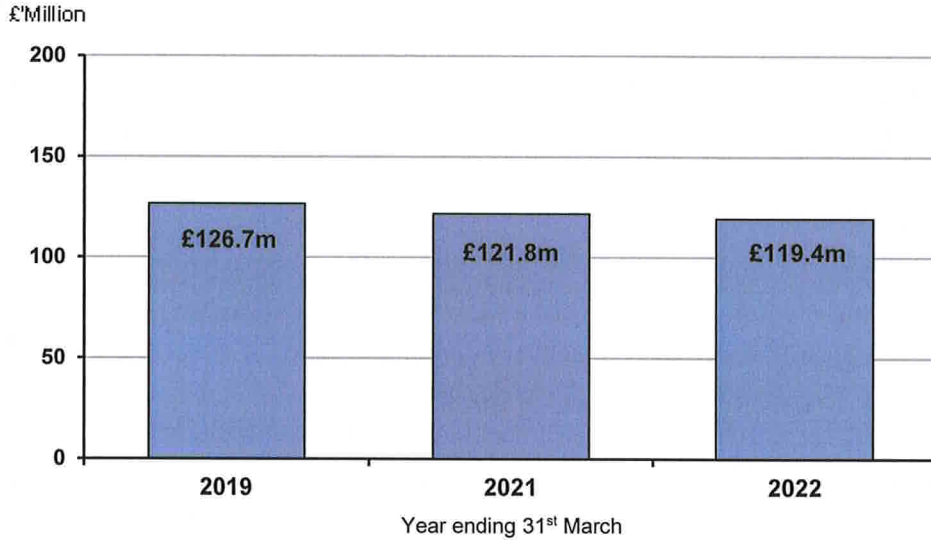
The Improvement and Development Fund expenditure for 2022/2023 is estimated to be over £66 million.

### Expenditure 2022/2023



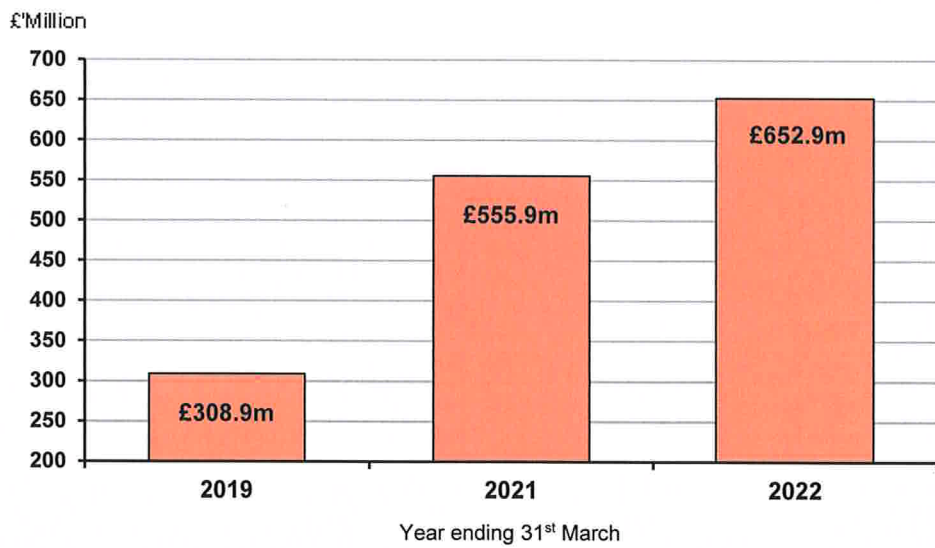
**Cash Reserves** (*Consolidated Fund and Improvement and Development Fund*)

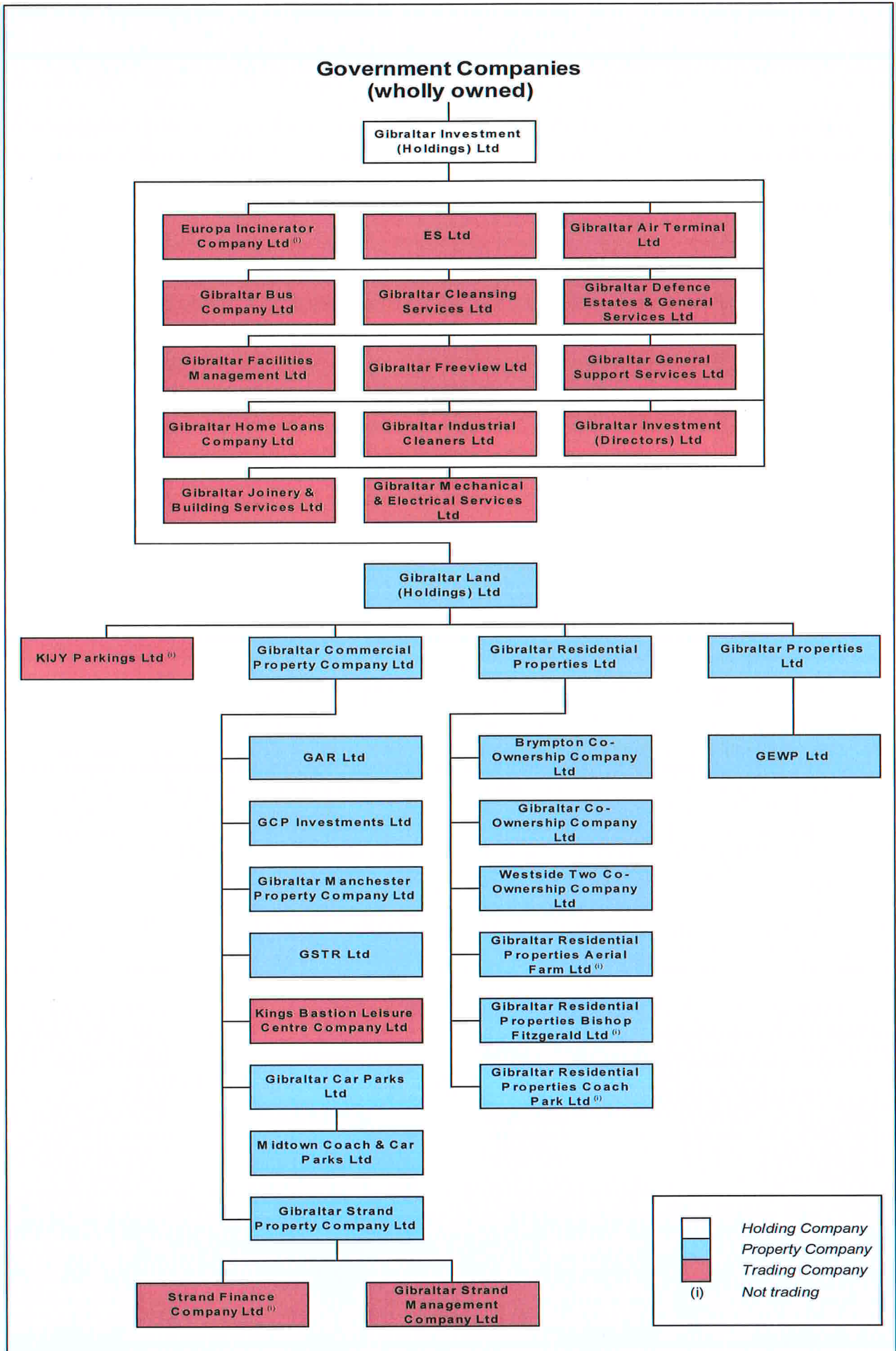
The Government’s Cash Reserves are forecast to total £119 million at 31 March 2022.



**Net Public Debt**

Estimated Net Public Debt stood at over £652 million as at 31 March 2022.







**APPROVED**  
**GOVERNMENT OF GIBRALTAR**  
**ESTIMATES**  
**OF**  
**REVENUE AND EXPENDITURE**  
**2022/2023**



**SUMMARY OF ESTIMATED FINANCIAL POSITION 2022/2023**

	£'000	£'000	£'000
<b>CONSOLIDATED FUND</b>			
Forecast balance as at 1 April 2022			118,640
<u>Estimated 2022/2023</u>			
Revenue	636,991		
COVID-19 Response Fund			
Contribution to Departmental Expenses <sup>(i)</sup>	<u>0</u>	636,991	
(Less)			
Recurrent Expenditure:			
Consolidated Fund Charges	(99,417)		
Departmental Expenditure	(552,832)		
Contribution to Government-owned Companies	<u>(30,000)</u>		
		<u>(682,249)</u>	
Estimated Deficit			<u>(45,258)</u>
			73,382
<u>Exceptional Item</u>			
Net Borrowings	50,000		
Contribution to the COVID-19 Response Fund <sup>(i)</sup>	<u>(40,120)</u>		
Net additional balance carried forward		9,880	
COVID-19 Response Fund			
Contribution to Foregone Revenue <sup>(i)</sup>		<u>40,000</u>	
			49,880
(Less)			
<u>Contributions 2022/2023</u>			
Transfer from Government Surplus to Social Assistance Fund			(1)
Contribution to the Improvement and Development Fund			(1)
Exceptional Expenditure: Ex-Commissioner Special Inquiry			(1,000)
Estimated balance as at 31 March 2023			<u><u>122,260</u></u>
<b>IMPROVEMENT AND DEVELOPMENT FUND</b>			
Forecast balance as at 1 April 2022			728
<u>Estimated 2022/2023</u>			
Revenue	101,761		
COVID-19 Response Fund			
Contribution to Capital Expenses <sup>(i)</sup>	<u>0</u>	101,761	
(Less)			
Expenditure		<u>(66,862)</u>	
Estimated Surplus			<u>34,899</u>
Estimated balance as at 31 March 2023			<u><u>35,627</u></u>

<sup>(i)</sup> Appendix S - COVID-19 Response Fund (page 292)

**SUMMARY OF FORECAST FINANCIAL OUTTURN 2021/2022**

	£'000	£'000	£'000
<b><u>CONSOLIDATED FUND</u></b>			
Balance as at 1 April 2021			121,513
<b><u>Forecast Outturn 2021/2022</u></b>			
Revenue	648,408		
COVID-19 Response Fund			
Contribution to Departmental Expenses <sup>(i)</sup>	1,353	649,761	
(Less)			
Recurrent Expenditure:			
Consolidated Fund Charges	(105,720)		
Departmental Expenditure	(569,332)		
Contribution to Government-owned Companies	(30,000)	(705,052)	
Forecast Deficit			(55,291)
			66,222
<b><u>Exceptional Item</u></b>			
Net Borrowings	100,000		
Contribution to the COVID-19 Response Fund <sup>(i)</sup>	(135,058)		
Difference met from balance brought forward		(35,058)	
COVID-19 Response Fund			
Contribution to Foregone Revenue <sup>(i)</sup>		106,976	71,918
(Less)			
<b><u>Contributions 2021/2022</u></b>			
Transfer from Government Surplus to Social Assistance Fund			0
Contribution to the Improvement and Development Fund			(19,500)
Forecast balance as at 31 March 2022			118,640
<b><u>IMPROVEMENT AND DEVELOPMENT FUND</u></b>			
Balance as at 1 April 2021			248
<b><u>Forecast Outturn 2021/2022</u></b>			
Revenue	40,240		
COVID-19 Response Fund			
Contribution to Capital Expenses <sup>(i)</sup>	0	40,240	
(Less)			
Expenditure		(39,760)	
Forecast Surplus			480
Forecast balance as at 31 March 2022			728

(i) Appendix S - COVID-19 Response Fund (page 292)

**CASH RESERVES AND PUBLIC DEBT****CASH RESERVES**

	Estimate 31 March 2023 £'000	Forecast 31 March 2022 £'000	Estimate 31 March 2022 £'000	Actual 31 March 2021 £'000
Consolidated Fund	122,260	118,640	89,988	121,513
Improvement and Development Fund	35,627	728	283	249
Total Cash Reserves	<u>157,887</u>	<u>119,368</u>	<u>90,271</u>	<u>121,762</u>

**PUBLIC DEBT**

	Estimate 31 March 2023 £'million	Forecast 31 March 2022 £'million	Estimate 31 March 2022 £'million	Actual 31 March 2021 £'million
Aggregate Public Debt	822.3	772.3	722.2	677.7
(Less) Cash Reserves	157.9	119.4	90.3	121.8
Net Public Debt	<u>664.4</u>	<u>652.9</u>	<u>631.9</u>	<u>555.9</u>

**RECEIVERS OF REVENUE**

ACG	Accountant General
CCA	Chief Executive Officer, Care Agency
CCS	Chief Executive, Gibraltar Courts Service
CE	Chief Examiner
CEA	Chief Executive Officer, Gibraltar Electricity Authority
CEE	Chief Executive (Environment)
CEP	Chief Executive, Gibraltar Port Authority
CIT	Commissioner of Income Tax
CS	Chief Secretary
CSL	Chief Executive Officer, Gibraltar Sports and Leisure Authority
CTO	Chief Technical Officer
CUS	Collector of Customs
DE	Director of Education
DGG	Director General, Gibraltar Health Authority
ECM	Care Manager, Elderly Residential Services Section
FCD	Finance Centre Director
FS	Financial Secretary
GYS	Grade 5 (GDC), Youth and Sport
PBT	Principal Secretary (Business, Tourism and the Port)
PHO	Principal Housing Officer
PSD	Principal Secretary (Ministry for Digital and Financial Services)
PSE	Principal Secretary (Employment)
PSO	Principal Secretary, Operations, Deputy Chief Minister's Office
SED	Principal Secretary (Economic Development)
SEE	Senior Executive Officer, Equality
SFT	Senior Officer (GDC), Office of Fair Trading
SIC	Principal Secretary (Immigration and Civil Status)
TP	Town Planner

SUMMARY OF CONSOLIDATED FUND REVENUE		ESTIMATE	FORECAST	ESTIMATE	ACTUAL
		2022/2023	OUTTURN 2021/2022	2021/2022	2019/2021
		£	£	£	£
	<b><u>Recurrent</u></b>				
1	Income Taxes	317,550,000	358,109,478	334,332,000	702,388,499
2	Duties, Taxes and Other Receipts	164,805,000	195,572,153	181,890,000	362,529,863
3	Gambling Charges, Fees and Lottery	15,007,000	15,023,000	14,407,000	29,378,657
4	Rates and Rents	36,001,000	36,323,786	30,420,000	63,194,920
5	Departmental Fees and Receipts	140,506,000	141,584,056	119,436,000	253,191,026
6	Government Earnings	3,122,000	10,124,000	8,808,000	8,294,741
		676,991,000	756,736,473	689,293,000	1,418,977,706
	Of which COVID-19 Response Fund Contribution to Foregone Revenue	40,000,000	106,975,911	55,806,000	158,340,607
	<b>Total Revenue</b>	<b>636,991,000</b>	<b>649,760,562</b>	<b>633,487,000</b>	<b>1,260,637,099</b>
7	<b><u>Public Debt</u></b>				
	Net Borrowings	50,000,000	100,000,000	50,000,000	250,000,000

GOVERNMENT OF GIBRALTAR ESTIMATES 2022/2023

HEAD AND SUBHEAD	RECEIVER OF REVENUE	CONSOLIDATED FUND REVENUE - RECURRENT	ESTIMATE 2022/2023	FORECAST OUTTURN 2021/2022	ESTIMATE 2021/2022	ACTUAL 2019/2021
			£	£	£	£
<b>HEAD 1</b>		<b>INCOME TAXES</b>				
1	CIT	Income Tax	182,400,000	202,450,000	180,000,000	375,253,919
2	CIT	Company Tax	125,150,000	122,100,000	120,000,000	261,977,437
3	CIT	COVID-19 Response Fund Contribution to Foregone Revenue (i)	10,000,000	33,559,478	34,332,000	65,157,143
		Total Income Taxes	317,550,000	358,109,478	334,332,000	702,388,499
<b>HEAD 2</b>		<b>DUTIES, TAXES AND OTHER RECEIPTS</b>				
1	CUS	(a) Import Duties	120,000,000	111,350,000	150,000,000	263,139,446
		(b) COVID-19 Response Fund Contribution to Foregone Revenue (i)	30,000,000	64,922,153	19,235,000	74,406,004
			150,000,000	176,272,153	169,235,000	337,545,450
2	CUS	Tobacco Licences	550,000	520,000	600,000	488,068
3	CUS	Transit and Bonded Stores Operators Fees	70,000	90,000	70,000	99,000
4	ACG	Stamp Duties (ii)	10,600,000	14,850,000	8,500,000	16,696,439
5	ACG	Land Registration Fees	500,000	600,000	400,000	879,950
6	FCD	Companies House Fees (iii)	3,000,000	2,970,000	3,000,000	5,688,628
7	FCD	Other Receipts	85,000	270,000	85,000	1,132,328
		Total Duties, Taxes and Other Receipts	164,805,000	195,572,153	181,890,000	362,529,863
<b>HEAD 3</b>		<b>GAMBLING CHARGES, FEES AND LOTTERY</b>				
1	PSD	Gambling Charges and Fees	8,500,000	9,090,000	9,000,000	18,863,516
2	PSD	Gambling Licences	6,400,000	5,400,000	5,300,000	9,477,674
3	ACG	Government Lottery - Management Expenses (iv)	106,000	106,000	106,000	207,000
4	ACG	Government Lottery - Surplus (v)	1,000	427,000	1,000	830,467
		Total Gambling Charges, Fees and Lottery	15,007,000	15,023,000	14,407,000	29,378,657
<b>HEAD 4</b>		<b>RATES AND RENTS (vi)</b>				
1	ACG	(a) General Rates and Salt Water Charges (ii) (vii)	32,500,000	26,750,000	26,500,000	50,067,866
		(b) COVID-19 Response Fund Contribution to Foregone Revenue (i)	0	6,583,786	719,000	7,679,327
			32,500,000	33,333,786	27,219,000	57,747,193
2	ACG	Ground and Sundry Rents (ii)	3,500,000	2,850,000	3,200,000	5,322,922
3	ACG	Assignments on Premiums (ii)	1,000	140,000	1,000	124,805
		Total Rates and Rents	36,001,000	36,323,786	30,420,000	63,194,920
<b>HEAD 5</b>		<b>DEPARTMENTAL FEES AND RECEIPTS</b>				
		<b>ADMINISTRATION</b>				
		<b>Immigration and Civil Status</b>				
1	SIC	Passport Fees	275,000	260,000	210,000	329,675
2	SIC	Naturalisation Fees	30,000	20,000	30,000	48,529
3	SIC	British Nationality Fees	2,000	2,000	2,000	4,030
4	SIC	Immigration Fees	150,000	140,000	120,000	233,699
5	SIC	Document Legalisation Fees	150,000	140,000	100,000	277,302
6	SIC	Civil Status Fees	650,000	630,000	580,000	619,567
			1,257,000	1,192,000	1,042,000	1,512,802
		<i>carried forward</i>	1,257,000	1,192,000	1,042,000	1,512,802

(i) Appendix S - COVID-19 Response Fund (page 292)

(ii) Collected by Land Property Services Ltd

(iii) Collected by Companies House (Gibraltar) Ltd

(iv) Appendix O - Lottery Account Estimate (page 257)

(v) Token. Appendix O - Lottery Account Estimate (page 257)

(vi) Does not include House Rents, which are shown under Revenue Head 5, subhead 46 (page 8)

(vii) Includes rates chargeable on Government hereditaments - Section 272(1) Public Health Act

GOVERNMENT OF GIBRALTAR ESTIMATES 2022/2023

HEAD AND SUBHEAD	RECEIVER OF REVENUE	<b>CONSOLIDATED FUND REVENUE - RECURRENT</b>	ESTIMATE 2022/2023	FORECAST OUTTURN 2021/2022	ESTIMATE 2021/2022	ACTUAL 2019/2021
			£	£	£	£
<b>HEAD 5</b>		<b>DEPARTMENTAL FEES AND RECEIPTS (cont)</b>				
		<i>brought forward</i>	1,257,000	1,192,000	1,042,000	1,512,802
		<b>ADMINISTRATION (cont)</b>				
		<b>Aviation</b>				
7	CS	Airport Departure Tax	2,150,000	640,000	1,440,000	2,559,019
8	CS	Fees and Concessions	1,650,000	1,300,000	1,500,000	2,766,956
9	CS	Airport Landing Fees	750,000	370,000	500,000	1,132,678
			4,550,000	2,310,000	3,440,000	6,458,653
		<b>ENVIRONMENT, SUSTAINABILITY, CLIMATE CHANGE AND EDUCATION</b>				
		<b>Environment</b>				
10	CEE	Public Health and Environmental Fees (i)	150,000	90,000	235,000	200,104
11	CEE	Cemetery Fees	14,000	10,000	14,000	27,259
12	CEE	Litter Control Fees (i)	10,000	6,000	5,000	13,850
13	CEE	Animal Welfare Charges (ii)	60,000	70,000	50,000	120,792
14	CEE	Marine Licensing	2,000	1,000	2,000	4,000
			236,000	177,000	306,000	366,005
		<b>Upper Rock Tourist Sites and Beaches</b>				
15	CEE	Tourist Sites Receipts	3,500,000	2,400,000	1,750,000	6,864,363
		<b>Education</b>				
16	DE	Gibraltar College	5,000	8,000	25,000	15,657
17	DE	Adult Education Fees	50,000	40,000	50,000	76,377
18	DE	MOD Fees for Government Schools	450,000	450,000	500,000	930,490
19	DE	Scholarship Fees - Reimbursements	120,000	120,000	130,000	281,192
20	DE	Non Residents School Fees	1,000	0	3,000	2,142
			626,000	618,000	708,000	1,305,858
		<b>Heritage</b>				
21	CEE	Museum Entrance Charges	45,000	25,000	45,000	74,935
		<b>Culture</b>				
22	CEE	John Mackintosh Hall Receipts	20,000	7,000	20,000	17,885
23	CEE	Ince's Hall Receipts	6,000	7,000	6,000	2,475
24	CEE	Other Cultural Facilities Receipts	5,000	6,000	5,000	13,757
25	CEE	Rent from Premises Clubs and Associations	40,000	60,000	40,000	60,037
			71,000	80,000	71,000	94,154
26	CEE	Revenues Received:				
		(a) Mega Concert	0	0	0	1,294,359
		(b) Jazz Festival	0	0	0	2,016
		(c) Miscellaneous and Other Events	0	1,000	10,000	747,101
			0	1,000	10,000	2,043,476
			71,000	81,000	81,000	2,137,630
		<b>TRAFFIC AND TRANSPORT</b>				
		<b>Driver and Vehicle Licences</b>				
27	CE	Vehicle Licences and Fees	475,000	470,000	430,000	779,303
28	CE	Vehicle Testing	380,000	380,000	360,000	642,816
29	CE	Vehicle Registrations	90,000	75,000	95,000	155,636
30	CE	Driving Tests	100,000	80,000	90,000	126,453
31	CE	Road Service Licences	50,000	25,000	50,000	58,304
			1,095,000	1,030,000	1,025,000	1,762,512
		<i>carried forward</i>	11,380,000	7,833,000	8,397,000	20,482,758

(i) Collected by Environmental Agency Ltd

(ii) Collected by Animal Welfare Centre

GOVERNMENT OF GIBRALTAR ESTIMATES 2022/2023

HEAD AND SUBHEAD	RECEIVER OF REVENUE	CONSOLIDATED FUND REVENUE - RECURRENT	ESTIMATE 2022/2023	FORECAST OUTTURN 2021/2022	ESTIMATE 2021/2022	ACTUAL 2019/2021
			£	£	£	£
<b>HEAD 5</b>		<b>DEPARTMENTAL FEES AND RECEIPTS (cont)</b>				
		<i>brought forward</i>	11,380,000	7,833,000	8,397,000	20,482,758
		<b><u>ECONOMIC DEVELOPMENT</u></b>				
32	SED	EU Grant - European Social Fund	1,000	0	10,000	0
33	SED	EU Grant - European Regional Development Fund	1,000	0	1,000	0
34	SED	EU Grant - Interreg	1,000	0	1,000	0
	SED	<i>Hostel Fees (i)</i>	0	0	0	164,272
			3,000	0	12,000	164,272
		<b><u>Gibraltar Development Corporation (ii)</u></b>				
35	SED	Contribution by European Social Fund	1,000	0	1,000	0
36	SED	Contribution by Government-Owned Companies - Staff Services	203,000	227,000	187,000	446,298
			204,000	227,000	188,000	446,298
		<b><u>JUSTICE, EQUALITY AND PUBLIC STANDARDS AND REGULATIONS</u></b>				
37	CCS	Fines and Forfeitures	900,000	2,570,000	800,000	1,820,091
38	CCS	Court Fees	750,000	1,300,000	500,000	955,379
			1,650,000	3,870,000	1,300,000	2,775,470
		<b><u>Gibraltar Regulatory Authority (iii)</u></b>				
39	SEE	Frequency Co-ordinator Reimbursements	70,000	65,000	70,000	119,286
40	SEE	Licences and Fees	1,800,000	1,750,000	1,930,000	4,052,899
			1,870,000	1,815,000	2,000,000	4,172,185
		<b><u>Town Planning and Building Control</u></b>				
41	TP	Town Planning and Building Control Fees	450,000	380,000	450,000	650,007
		<b><u>Trade Licences</u></b>				
42	SFT	Trade Licences	350,000	400,000	350,000	754,263
43	SFT	Liquor Licences	90,000	100,000	80,000	116,731
44	SFT	Fines - Anti-Money Laundering and Combatting the Financing of Terrorism	6,000	6,000	6,000	6,525
			446,000	506,000	436,000	877,519
		<b><u>Commercial Aviation</u></b>				
45	SEE	Recovery of Airport Fire & Rescue Service Costs - MOD	1,250,000	1,253,000	1,235,000	2,495,843
		<b><u>HOUSING, EMPLOYMENT AND SPORT</u></b>				
		<b><u>Housing</u></b>				
46	PHO	House Rents	2,200,000	2,000,000	2,500,000	4,146,981
		<b><u>Employment</u></b>				
47	PSE	Miscellaneous	350,000	16,000	500,000	628,221
48	PSE	Fines	12,000	6,000	12,000	6,000
			362,000	22,000	512,000	634,221
		<i>carried forward</i>	19,815,000	17,906,000	17,030,000	36,845,554

(i) From 2021/22 shown under 'Housing, Employment and Sport'

(ii) Appendix B - Gibraltar Development Corporation (page 185)

(iii) Contribution to Gibraltar Regulatory Authority reflected under Head 32 Gibraltar Regulatory Authority (page 107)



GOVERNMENT OF GIBRALTAR ESTIMATES 2022/2023

HEAD AND SUBHEAD	RECEIVER OF REVENUE	CONSOLIDATED FUND REVENUE - RECURRENT	ESTIMATE 2022/2023	FORECAST OUTTURN 2021/2022	ESTIMATE 2021/2022	ACTUAL 2019/2021
			£	£	£	£
<b>HEAD 5</b>		<b>DEPARTMENTAL FEES AND RECEIPTS (cont)</b>				
		<i>brought forward</i>	19,815,000	17,906,000	17,030,000	36,845,554
		<b>HOUSING, EMPLOYMENT AND SPORT (cont)</b>				
		<b>Gibraltar Sports and Leisure Authority (i)</b>				
49	CSL	Fund Raising	15,000	0	15,000	15,000
50	CSL	Miscellaneous	5,000	10,000	5,000	12,324
51	CSL	Advertising Revenue	10,000	0	20,000	1,499
52	CSL	Events	10,000	19,000	10,000	27,750
	CSL	<i>Island Games 2019</i>	0	0	0	500,000
			40,000	29,000	50,000	556,573
		<b>Hostels</b>				
53	GYS	Hostel Fees (ii)	80,000	80,000	80,000	0
		<b>GAMBLING, HEALTH, CARE AND UTILITIES</b>				
		<b>Gibraltar Health Authority (iii)</b>				
54	DGG	(a) Group Practice Medical Scheme	70,000,000	66,200,000	56,000,000	110,014,142
		(b) COVID-19 Response Fund				
		Contribution to Foregone Revenue (iv)	0	994,384	1,520,000	7,492,068
			70,000,000	67,194,384	57,520,000	117,506,210
55	DGG	Medical Services to Non-Entitled Patients	2,650,000	2,650,000	2,650,000	5,300,000
56	DGG	Other Receipts	3,700,000	4,100,000	425,000	1,477,087
57	DGG	Services provided to MOD	2,100,000	2,070,000	1,865,000	3,336,139
			78,450,000	76,014,384	62,460,000	127,619,436
		<b>Gibraltar Health Authority - Elderly Residential</b>				
		<b>Services Section</b>				
58	ECM	Residents Contributions (v)	1,500,000	1,380,000	1,675,000	3,422,620
	ECM	<i>Miscellaneous Income</i>	0	0	0	0
			1,500,000	1,380,000	1,675,000	3,422,620
		<b>Care Agency (vi)</b>				
	CCA	<i>Miscellaneous Income</i>	0	822,000	0	0
			0	822,000	0	0
		<b>Gibraltar Electricity Authority (vii)</b>				
59	CEA	Sale of Electricity to Consumers:				
		(a) Billed Charges to Consumers	29,500,000	28,750,000	26,000,000	51,112,839
		(b) Arrears	450,000	640,000	150,000	521,780
		(c) Other Revenue	700,000	880,000	1,250,000	2,288,322
		(d) COVID-19 Response Fund				
		Contribution to Foregone Revenue (iv)	0	916,110	0	3,606,065
			30,650,000	31,186,110	27,400,000	57,529,006
60	CEA	Consumers Connection Fees	70,000	35,000	70,000	131,556
61	CEA	Miscellaneous	1,000	6,000	1,000	1,260,410
			30,721,000	31,227,110	27,471,000	58,920,972
62	CEA	Commercial Works	1,000	4,000,000	1,000	3,790,181
			30,722,000	35,227,110	27,472,000	62,711,153
		<b>BUSINESS, TOURISM AND THE PORT</b>				
		<b>Tourism</b>				
63	PBT	Miscellaneous Receipts	75,000	25,000	75,000	102,570
	PBT	<i>Revenues Received - Literary Festival (viii)</i>	0	0	0	208,896
			75,000	25,000	75,000	311,466
		<i>carried forward</i>	130,682,000	131,483,494	108,842,000	231,466,802

- (i) Contribution under Head 40 Sport and Leisure (page 125). Gibraltar Sports and Leisure Authority Appendix E (page 218)
- (ii) Up to 2019/21 shown under 'Economic Development' (page 8)
- (iii) Contribution under Head 46 Health and Social Care (page 139). Gibraltar Health Authority Appendix F (page 224)
- (iv) Appendix S - COVID-19 Response Fund (page 292)
- (v) Contribution under Head 47 Gibraltar Health Authority - Elderly Residential Services Section (page 141). Appendix G (page 232)
- (vi) Contribution under Head 48 Care Agency (page 143). Care Agency Appendix H (page 240)
- (vii) Contribution under Head 50 Utilities (page 148). Gibraltar Electricity Authority Appendix I (page 247)
- (viii) Literary Festival expenditure shown under Head 52 Tourism (page 154)

GOVERNMENT OF GIBRALTAR ESTIMATES 2022/2023

HEAD AND SUBHEAD	RECEIVER OF REVENUE	CONSOLIDATED FUND REVENUE - RECURRENT	ESTIMATE 2022/2023	FORECAST OUTTURN 2021/2022	ESTIMATE 2021/2022	ACTUAL 2019/2021
			£	£	£	£
<b>HEAD 5</b>		<b>DEPARTMENTAL FEES AND RECEIPTS (cont)</b>				
		<i>brought forward</i>	130,682,000	131,483,494	108,842,000	231,466,802
		<b>BUSINESS, TOURISM AND THE PORT (cont)</b>				
		<b>Coach Terminal</b>				
64	PBT	Coach Terminal Fees	100,000	3,000	100,000	236,776
		<b>Postal Services</b>				
65	PBT	Postal Services Receipts	1,400,000	1,030,000	1,400,000	2,408,997
		<b>Gibraltar Port Authority (i)</b>				
66	CEP	Tonnage Dues	4,000,000	3,850,000	4,000,000	8,267,607
67	CEP	Berthing Charges	1,500,000	1,160,000	1,000,000	2,201,206
68	CEP	Small Boat Moorings	4,000	5,000	2,000	3,980
69	CEP	Port Arrival and Departure Tax	115,000	50,000	350,000	231,089
70	CEP	Port, Operator and Harbour Craft Licences	600,000	580,000	770,000	1,549,041
71	CEP	Bunkering Charges	1,000,000	1,200,000	1,000,000	2,275,790
72	CEP	Miscellaneous Receipts	600,000	360,000	750,000	778,693
			7,819,000	7,205,000	7,872,000	15,307,406
		<b>Maritime</b>				
73	PBT	Ship Registration Fees	450,000	470,000	650,000	1,354,712
74	PBT	Yacht Registrations Fees	55,000	40,000	55,000	91,111
			505,000	510,000	705,000	1,445,823
75	FS	COVID-19 Response Fund				
		Contribution to Departmental Expenses (ii)	0	1,352,562	517,000	2,050,809
	ACG	<i>Brexit Contingency Measures</i>	0	0	0	274,413
		Total Departmental Fees and Receipts	140,506,000	141,584,056	119,436,000	253,191,026

(i) Contribution under Head 54 Port (page 160). Gibraltar Port Authority Appendix J (page 251)

(ii) Appendix S - COVID-19 Response Fund (page 292)

GOVERNMENT OF GIBRALTAR ESTIMATES 2022/2023

HEAD AND SUBHEAD	RECEIVER OF REVENUE	CONSOLIDATED FUND REVENUE - RECURRENT	ESTIMATE 2022/2023	FORECAST OUTTURN 2021/2022	ESTIMATE 2021/2022	ACTUAL 2019/2021
			£	£	£	£
<b>HEAD 6</b>		<b><u>GOVERNMENT EARNINGS</u></b>				
		<b><u>Interest</u></b>				
1	ACG	Consolidated Fund	3,000	3,000	19,000	41,493
		<b><u>Other Fees and Receipts</u></b>				
2	ACG	Widows and Orphans Pension Scheme Contributions	100,000	1,000	100,000	17,336
3	ACG	MOD - Police Pensions	270,000	320,000	270,000	533,525
4	ACG	Services Performed by Public Officers	150,000	100,000	150,000	309,503
5	ACG	Other Reimbursements	1,500,000	8,000,000	6,375,000	5,183,013
6	ACG	Loan Repayments	1,000	0	1,000	0
	ACG	<i>Services Performed by Public Officers to the Gibraltar Development Corporation</i>	0	540,000	600,000	1,071,135
			2,021,000	8,961,000	7,496,000	7,114,512
		<b><u>Currency and Coinage</u></b>				
7	ACG	Commemorative Coin Sales	1,000	25,000	1,000	8,655
8	ACG	Royalties on Coin Sales	45,000	45,000	45,000	90,000
9	ACG	Circulating Coinage (i)	230,000	130,000	425,000	602,098
10	ACG	Note Security Fund - Surplus (ii)	1,000	0	1,000	0
11	ACG	Note Security Fund - Demonetisation of Notes (ii)	1,000	526,000	1,000	0
			278,000	726,000	473,000	700,753
		<b><u>Licences</u></b>				
12	ACG	Miscellaneous Licences	20,000	34,000	20,000	37,983
		<b><u>Dividends from Government Shareholdings</u></b>				
13	ACG	AquaGib Ltd	800,000	400,000	800,000	400,000
		Total Government Earnings	3,122,000	10,124,000	8,808,000	8,294,741
<b>HEAD 7</b>		<b><u>PUBLIC DEBT</u></b>				
1	ACG	Net Borrowings	50,000,000	100,000,000	50,000,000	250,000,000
		Net Borrowings	50,000,000	100,000,000	50,000,000	250,000,000

(i) Appendix M - Circulating Coins Account (page 255)

(ii) Appendix N - Note Security Fund (page 256)

**CONTROLLING OFFICERS**

ACG	Accountant General
CCS	Chief Executive, Gibraltar Courts Service
CE	Chief Examiner
CEE	Chief Executive (Environment)
CFO	Chief Fire Officer
CIT	Commissioner of Income Tax
CO	Conservation Officer
COP	Commissioner of Police
CP	Clerk to the Parliament
CS	Chief Secretary
CSL	Chief Executive Officer, Gibraltar Sports and Leisure Authority
CST	Chief Statistician
CTO	Chief Technical Officer
CTS	Chief Executive, Technical Services
CUS	Collector of Customs
DE	Director of Education
FS	Financial Secretary
GYS	Grade 5 (GDC), Youth and Sport
HEJ	Higher Executive Officer, Justice
HP	Head of Procurement
HRM	Human Resources Manager
PA	Principal Auditor
PBT	Principal Secretary (Business, Tourism and the Port)
PHO	Principal Housing Officer
PSD	Principal Secretary (Digital and Financial Services)
PSE	Principal Secretary (Employment)
PSO	Principal Secretary, Operations, Deputy Chief Minister's Office
PSS	Principal Secretary (Social Security)
SAP	Senior Executive Officer, Advisory and Parliamentary Counsel Offices
SED	Principal Secretary (Economic Development)
SEE	Senior Executive Officer, Equality
SFT	Senior Officer (GDC), Office of Fair Trading
SIC	Principal Secretary (Immigration and Civil Status)
SP	Superintendent of Prison
TP	Town Planner

SUMMARY OF CONSOLIDATED FUND EXPENDITURE		ESTIMATE	FORECAST	ESTIMATE	ACTUAL
		2022/2023	OUTTURN 2021/2022	2021/2022	2019/2021
		£	£	£	£
<b>CONSOLIDATED FUND CHARGES</b>					
01	Statutory Offices	708,000	702,000	713,000	1,447,835
02	Judicature	1,856,000	1,918,000	1,656,000	2,660,421
03	Pensions	53,092,000	51,134,000	50,743,000	93,824,039
04	Employer's Contributions	6,891,000	6,314,000	5,500,000	10,273,593
05	Public Debt Charges	26,400,000	26,400,000	26,400,000	52,800,000
06	Public Services Ombudsman	469,000	451,000	456,000	797,532
07	Revenue Repayments	10,000,000	18,800,000	18,000,000	24,978,598
08	Charities Act	1,000	1,000	1,000	2,730
		99,417,000	105,720,000	103,469,000	186,784,748
09	Public Debt	0	0	0	0
	Total Consolidated Fund Charges	99,417,000	105,720,000	103,469,000	186,784,748
<b>DEPARTMENTAL EXPENDITURE</b>					
<i>Chief Minister</i>					
1	Treasury .....	26,364,000	26,439,081	26,268,000	51,463,812
2	No. 6 Convent Place .....	6,655,000	7,464,168	7,358,000	21,875,880
3	Office of the Chief Technical Officer (i) .....	336,000	321,000	329,000	0
4	Customs .....	11,002,000	10,598,194	10,808,000	21,222,221
5	Income Tax .....	2,814,000	2,609,049	2,468,000	5,205,642
6	Parliament .....	1,683,000	1,814,000	1,831,000	3,988,350
7	Human Resources .....	5,077,000	4,165,060	4,147,000	6,985,098
8	Immigration and Civil Status .....	9,268,000	8,923,127	9,176,000	17,594,681
9	Financial Secretary's Office .....	785,000	1,030,000	988,000	1,957,244
10	Government Law Offices .....	6,438,000	7,219,441	6,018,000	14,721,416
	<i>Public Service Support Unit</i> .....	0	1,477,000	1,456,000	3,026,469
<i>Deputy Chief Minister</i>					
11	Office of the Deputy Chief Minister .....	2,797,000	2,711,050	3,270,000	7,965,980
12	Civil Aviation .....	2,987,000	2,909,000	2,929,000	5,625,665
<i>Minister for the Environment, Sustainability, Climate Change and Education</i>					
13	Environment .....	15,890,000	16,015,497	15,441,000	32,579,924
14	Collection and Disposal of Refuse .....	7,849,000	7,648,625	6,895,000	14,812,747
15	Upper Rock Tourist Sites and Beaches .....	4,624,000	4,842,372	4,337,000	8,342,984
16	Education .....	62,885,000	61,377,758	58,826,000	116,377,619
17	Gibraltar University .....	1,000,000	1,250,000	1,250,000	3,000,000
18	Heritage .....	1,739,000	1,829,207	1,724,000	3,732,018
19	Culture .....	3,420,000	3,432,020	3,473,000	15,447,699
<i>Minister for Transport</i>					
20	Driver and Vehicle Licensing .....	1,653,000	1,656,103	1,782,000	3,297,818
21	Technical Services .....	3,722,000	3,492,253	3,598,000	7,590,129
<i>Minister for Social Security, Economic Development, Enterprise, Telecommunications and the Gibraltar Savings Bank</i>					
22	Social Security .....	25,633,000	18,506,062	25,373,000	50,215,311
23	Statistics Office .....	578,000	363,020	518,000	761,658
24	Economic Development .....	16,398,000	15,860,180	16,777,000	32,885,334
25	Procurement Office .....	339,000	322,000	382,000	655,375
	<i>carried forward</i>	221,936,000	214,275,267	217,422,000	451,331,074

(i) Up to 2019/21 shown under Head 2 No.6 Convent Place

GOVERNMENT OF GIBRALTAR ESTIMATES 2022/2023

SUMMARY OF CONSOLIDATED FUND EXPENDITURE (cont)		ESTIMATE	FORECAST	ESTIMATE	ACTUAL
		2022/2023	OUTTURN 2021/2022	2021/2022	2019/2021
		£	£	£	£
<b>DEPARTMENTAL EXPENDITURE (cont)</b>					
	<i>brought forward</i>	221,936,000	214,275,267	217,422,000	451,331,074
<i>Minister for Justice, Multiculturalism, Equality and Community Affairs</i>					
26	Justice .....	2,278,000	1,819,000	1,935,000	3,076,546
27	Gibraltar Law Courts .....	2,160,000	2,072,786	2,254,000	4,146,550
28	Policing .....	17,549,000	17,413,962	17,621,000	35,585,410
29	Prison .....	4,132,000	4,101,564	3,917,000	7,410,448
30	Equality .....	1,140,000	1,326,000	1,404,000	2,348,097
31	Civil Contingency .....	387,000	1,492,030	731,000	1,837,545
32	Gibraltar Regulatory Authority .....	2,400,000	2,380,000	2,380,000	4,610,000
33	Town Planning and Building Control .....	1,184,000	1,209,118	1,224,000	3,237,674
34	Office of Fair Trading (i) .....	650,000	583,021	658,000	0
35	Fire and Rescue Service .....	5,496,000	5,529,916	5,711,000	10,903,476
36	Airport Fire and Rescue Service .....	3,350,000	3,000,000	3,100,000	0
<i>Minister for Housing, Employment, Youth and Sport</i>					
37	Housing .....	10,161,000	10,129,000	10,037,000	21,573,311
38	Employment .....	1,865,000	1,774,851	1,741,000	3,256,303
39	Youth .....	668,000	616,041	675,000	1,285,714
40	Sport and Leisure .....	7,341,000	6,858,000	6,755,000	13,454,196
<i>Minister for Digital, Financial Services, Health Authority and Public Utilities</i>					
41	Digital Services (ii) .....	1,505,000	1,332,000	1,319,000	0
42	Information Technology and Logistics Department (i) .....	7,130,000	6,557,000	7,086,000	0
43	Broadcasting .....	5,550,000	5,200,000	5,200,000	9,675,000
44	Financial Services .....	3,875,000	3,081,098	4,079,000	13,012,232
45	Gambling Division .....	938,000	842,000	913,000	4,545,687
46	Health and Social Care .....	125,315,000	147,518,407	131,735,000	297,399,664
47	Gibraltar Health Authority - Elderly Residential Services Section .....	23,369,000	25,223,497	23,817,000	49,460,620
48	Care Agency .....	19,330,000	20,410,918	17,456,000	35,880,000
49	Drug & Alcohol Awareness & Rehabilitation Services .....	510,000	932,820	901,000	1,626,977
50	Utilities .....	56,977,000	67,923,000	54,998,000	119,828,284
	<i>Commerce</i> .....	0	0	0	13,161,665
<i>Minister for Business, Tourism and the Port</i>					
51	Business (i) .....	893,000	979,000	786,000	0
52	Tourism .....	2,173,000	1,902,060	2,512,000	4,825,540
53	Postal Services .....	4,013,000	3,408,128	3,571,000	8,321,682
54	Port .....	7,028,000	6,860,000	7,148,000	13,461,000
55	Maritime Services .....	1,237,000	1,331,000	1,352,000	2,652,352
	<i>Commercial Aviation</i> .....	0	0	0	7,445,185
56	Gibraltar Audit Office .....	1,292,000	1,251,000	1,304,000	2,482,739
57	Supplementary Provision .....	9,000,000	0	9,000,000	0
	<b>Total Departmental Expenditure</b>	<b>552,832,000</b>	<b>569,332,484</b>	<b>550,742,000</b>	<b>1,147,834,971</b>
58	Contributions to Government-Owned Companies .....	30,000,000	30,000,000	30,000,000	60,000,000
59	Transfer from Government Surplus .....	1,000	0	1,000	0
60	Contribution to Improvement and Development Fund .....	1,000	19,500,000	16,500,000	53,000,000
61	Contribution to the COVID-19 Response Fund .....	40,120,000	135,058,058	67,449,000	225,121,849
62	Exceptional Expenditure .....	1,000,000	0	0	0
	<b>Total Consolidated Fund Expenditure</b>	<b>723,371,000</b>	<b>859,610,542</b>	<b>768,161,000</b>	<b>1,672,741,568</b>

(i) Up to 2019/21 shown under disappearing Head Commerce

(ii) Up to 2019/21 shown under disappearing Head Commercial Aviation

**CONSOLIDATED FUND CHARGES**

- (i) Estimates of the amount required in the year ending 31 March 2023 for the salaries of Statutory Offices, Judicature, Pensions and Gratuities, Employer's Contributions, salaries and expenses of the Public Services Ombudsman, Charities Act and Public Debt Charges

£99,417,000

- (ii) The Controlling Officer of this Head is the Accountant General

- (iii) ESTABLISHMENT

2022/2023	2021/2022	
1	1	Governor
1	1	Chief Justice
1	1	Attorney General
1	1	Commissioner of Police
1	1	Principal Auditor
<b>5</b>	<b>5</b>	

CONSOLIDATED FUND CHARGES - RECURRENT		ESTIMATE	FORECAST	ESTIMATE	ACTUAL
		2022/2023	OUTTURN 2021/2022	2021/2022	2019/2021
		£	£	£	£
<b>01</b>	<b><u>STATUTORY OFFICES</u></b>				
1	<u>PERSONAL EMOLUMENTS</u> (i)				
	(a) Salaries	627,000	627,000	627,000	1,281,613
	(b) Allowances	81,000	75,000	86,000	166,222
	Total Statutory Offices	708,000	702,000	713,000	1,447,835
<b>02</b>	<b><u>JUDICATURE</u></b>				
1	Legal Aid and Assistance (ii)	1,200,000	1,305,000	1,000,000	1,635,629
2	Court of Appeal Expenses (i)	178,000	140,000	178,000	134,875
3	Salaries of Other Supreme Court Judges (i)	420,000	420,000	420,000	784,056
4	Gratuities and Allowances	39,000	35,000	39,000	82,547
5	Awards for Courage (iii)	1,000	0	1,000	0
6	Pension Contributions	18,000	18,000	18,000	23,314
	Total Judicature	1,856,000	1,918,000	1,656,000	2,660,421
<b>03</b>	<b><u>PENSIONS</u></b>				
1	Pensions (iv)	52,000,000	50,000,000	50,000,000	92,031,544
2	Gratuities under the Pensions Act and Parliament Act (iv)	600,000	611,000	250,000	853,100
3	Pensions (Widows and Orphans) (v)	350,000	357,000	350,000	645,364
4	Pensions - Former Government Employees (vi)	140,000	144,000	140,000	264,796
5	Pension Rights Transfers (vi)	1,000	0	1,000	0
6	Refund of WOPS Contributions (v)	1,000	0	1,000	0
	<i>Pensions (Spouse's and Children's)</i>	0	0	0	0
	<i>Gratuities - Former Government Employees (vi)</i>	0	22,000	1,000	29,235
	Total Pensions	53,092,000	51,134,000	50,743,000	93,824,039
<b>04</b>	<b><u>EMPLOYER'S CONTRIBUTIONS</u></b>				
1	Social Insurance (vi)	6,891,000	6,314,000	5,500,000	10,273,593
	Total Employer's Contributions	6,891,000	6,314,000	5,500,000	10,273,593
<b>05</b>	<b><u>PUBLIC DEBT CHARGES</u></b> (vii)				
1	Bank Interest and Other Costs	5,820,000	2,170,000	2,120,000	10,582,488
2	Government Debentures - Interest	10,580,000	14,230,000	14,280,000	22,217,512
3	Contribution to General Sinking Fund	10,000,000	10,000,000	10,000,000	20,000,000
	Total Public Debt Charges	26,400,000	26,400,000	26,400,000	52,800,000
<b>06</b>	<b><u>PUBLIC SERVICES OMBUDSMAN</u></b> (viii)				
1	Personal Emoluments	431,000	418,000	418,000	754,828
2	Other Charges	38,000	33,000	38,000	42,704
	Total Office of the Ombudsman	469,000	451,000	456,000	797,532
<b>07</b>	<b><u>REVENUE REPAYMENTS</u></b>				
1	Repayment of Revenue (ix)	10,000,000	18,800,000	18,000,000	24,978,598
	Total Revenue Repayments	10,000,000	18,800,000	18,000,000	24,978,598

- (i) Section 72 of the Gibraltar Constitution 2006
- (ii) Sections 8 and 17 of the Legal Aid and Assistance Act
- (iii) Section 245 of the Criminal Procedures Act
- (iv) Section 4 of the Pensions Act and Section 91 of the Parliament Act
- (v) Section 28 of the Pensions (Widows and Orphans) Act
- (vi) Section 6 of the Public Finance (Control and Audit) Act
- (vii) Section 73 of the Gibraltar Constitution 2006
- (viii) Section 4 of the Public Services Ombudsman Act - Appendix A (page 183)
- (ix) Section 14 of the Public Finance (Control and Audit) Act



GOVERNMENT OF GIBRALTAR ESTIMATES 2022/2023

<b>CONSOLIDATED FUND CHARGES - RECURRENT</b> (cont)		<b>ESTIMATE</b>	<b>FORECAST</b>	<b>ESTIMATE</b>	<b>ACTUAL</b>
		<b>2022/2023</b>	<b>OUTTURN</b>	<b>2021/2022</b>	<b>2019/2021</b>
		<b>£</b>	<b>£</b>	<b>£</b>	<b>£</b>
<b>08</b>	<b><u>CHARITIES ACT</u></b> (i)				
1	Miscellaneous Expenses	1,000	1,000	1,000	2,730
	Total Charities Act	1,000	1,000	1,000	2,730

<b>CONSOLIDATED FUND CHARGES - NON RECURRENT</b>		<b>ESTIMATE</b>	<b>FORECAST</b>	<b>ESTIMATE</b>	<b>ACTUAL</b>
		<b>2022/2023</b>	<b>OUTTURN</b>	<b>2021/2022</b>	<b>2019/2021</b>
		<b>£</b>	<b>£</b>	<b>£</b>	<b>£</b>
<b>09</b>	<b><u>PUBLIC DEBT</u></b> (ii)				
1	Net Repayments	0	0	0	0
	Net Repayments	0	0	0	0

(i) Section 41 of the Charities Act

(ii) Section 73 of the Gibraltar Constitution 2006 and Section 17 of the Public Finance (Borrowing Powers) Act 2008

**HEAD 1 - TREASURY**

(i) <u>Minister:</u>	Chief Minister
<u>Controlling Officer:</u>	Accountant General
<u>Estimate 2022/23:</u>	£26,364,000

(ii) **ESTABLISHMENT** (Source: Human Resources Department)

2022/2023	2021/2022	<b>TREASURY</b>
1	1	Accountant General
1	1	Director, Treasury Information Systems
1	0	Accountant for Statutory Accounts
6	5	Senior Executive Officer
1	1	IT Officer Level 3
5	6	IT Officer Level 2
9	8	Higher Executive Officer
1	0	IT Officer Level 1
15	14	Executive Officer
1	1	Personal Secretary
20	19	Administrative Officer
1	1	IT Technician
20	23	Administrative Assistant
0	1	<i>Crown Counsel</i>
0	1	<i>Head Messenger</i>
0	1	<i>Senior Messenger</i>
0	3	<i>Messenger</i>
<u>82</u>	<u>86</u>	
2022/2023	2021/2022	<b>CENTRAL ARREARS UNIT</b>
1	1	Senior Executive Officer
1	1	Higher Executive Officer
3	3	Executive Officer
3	3	Administrative Officer
1	1	Administrative Assistant
<u>9</u>	<u>9</u>	
2022/2023	2021/2022	
<u>91</u>	<u>95</u>	

(iii) **INDUSTRIAL STAFF**

2022/2023	2021/2022
<u>0</u>	<u>0</u>

(iv) **GIBRALTAR DEVELOPMENT CORPORATION STAFF**

2022/2023	2021/2022
<u>9</u>	<u>7</u>

**SUMMARY**

2022/2023	2021/2022	<b>TOTAL TREASURY</b>
<u>100</u>	<u>102</u>	

HEAD 1 - TREASURY		ESTIMATE	FORECAST	ESTIMATE	ACTUAL
		2022/2023	OUTTURN 2021/2022	2021/2022	2019/2021
		£	£	£	£
<b>PAYROLL</b>					
1	(1) Personal Emoluments				
	(a) Salaries	2,448,000	2,487,000	2,542,000	5,039,944
	(b) Overtime:				
	(i) Conditioned	0	0	0	0
	(ii) Emergency	1,000	132,000	1,000	0
	(iii) Manning Level Maintenance	0	0	0	0
	(iv) Discretionary	0	0	0	420,455
		1,000	132,000	1,000	420,455
	(c) Allowances	145,000	147,000	155,000	347,823
	(d) Temporary Assistance	1,000	14,000	29,000	81,648
	(e) Employer's Pension Contributions	185,000	180,000	189,000	321,500
		2,780,000	2,960,000	2,916,000	6,211,370
	<b>Central Arrears Unit:</b>				
	(f) Salaries	331,000	329,000	330,000	418,932
	(g) Overtime:				
	(i) Conditioned	0	0	0	0
	(ii) Emergency	1,000	8,000	1,000	0
	(iii) Manning Level Maintenance	0	0	0	0
	(iv) Discretionary	0	0	0	37,739
		1,000	8,000	1,000	37,739
	(h) Allowances	24,000	27,000	27,000	61,564
	(i) Employer's Pension Contributions	8,000	8,000	8,000	9,657
		364,000	372,000	366,000	527,892
		3,144,000	3,332,000	3,282,000	6,739,262
	(2) Industrial Wages	0	0	0	0
	<b>Total Payroll</b>	<b>3,144,000</b>	<b>3,332,000</b>	<b>3,282,000</b>	<b>6,739,262</b>
<b>OTHER CHARGES</b>					
2	(1) General Expenses	30,000	30,000	30,000	50,124
	(2) Electricity and Water	30,000	32,000	27,000	53,235
	(3) Telephone Service	44,000	41,000	43,000	85,032
	(4) Printing and Stationery	37,000	24,000	40,000	53,713
	(5) Computer and Office Equipment Expenses*	59,000	59,000	59,000	117,678
	(6) Postage Expenses	14,000	14,000	14,000	25,778
	(7) Banking and Related Services	300,000	330,000	300,000	535,245
	(8) Professional Fees*	1,000	0	1,000	0
	(9) Security Costs*	5,000	5,000	5,000	9,552
	(10) Insurance Expenses*	730,000	726,000	700,000	1,269,442
	(11) Official Receiver Expenses	10,000	6,000	5,000	10,000
	(12) Circulating Coinage Expenses (i)	185,000	46,000	180,000	346,031
	(13) Purchase of Commemorative Coins	1,000	0	1,000	0
	(14) Ex-Gratia Payments	1,000	0	1,000	5,164
	(15) Provisions for Workmen's Wages Roundings	1,000	0	1,000	84
	(16) Government Offices - Office Rent and Service Charges	10,700,000	10,535,000	10,350,000	19,686,903
	<i>carried forward</i>	12,148,000	11,848,000	11,757,000	22,247,981

(i) Appendix M - Circulating Coins Account (page 255)

\* Appendix R - List of Retitled Subheads (page 289)

HEAD 1 - TREASURY (cont)		ESTIMATE	FORECAST	ESTIMATE	ACTUAL
		2022/2023	OUTTURN 2021/2022	2021/2022	2019/2021
		£	£	£	£
	<i>brought forward</i>	12,148,000	11,848,000	11,757,000	22,247,981
	<b>OTHER CHARGES (cont)</b>				
2	(17) Government Buildings - General Rates (i)	6,320,000	6,620,000	6,600,000	13,099,628
	(18) Gibraltar Savings Bank - Children's Bond Account	200,000	205,000	200,000	378,500
	(19) Government Insurance Fund	400,000	400,000	400,000	1,000,000
	(20) Contribution to Pension Rights and Gratuity Transfers	264,000	227,000	230,000	466,681
	(21) Contribution to Gibraltar Development Corporation - Staff Services (ii)	263,000	162,000	175,000	661,986
	<b>Contracted Services:</b>				
	(22) Property Services, Rents, Rates and Stamp Duty - Land Property Services Ltd	3,540,000	3,540,000	3,540,000	6,711,156
	(23) Cleaning Services*	40,000	37,000	38,000	71,883
	(24) Security Services	28,000	28,000	28,000	53,731
	(25) Document Storage	17,000	17,000	17,000	27,761
	<i>Losses of Public Funds</i>	0	23,000	0	3,994
	<i>Relief Cover</i>	0	0	0	0
3	(1) COVID-19 Response Fund Contribution to Departmental Expenses (iii)	0	81	1,000	1,249
	<b>Total Other Charges</b>	<b>23,220,000</b>	<b>23,107,081</b>	<b>22,986,000</b>	<b>44,724,550</b>
	<b>TOTAL TREASURY</b>				
	Payroll - Personal Emoluments	3,144,000	3,332,000	3,282,000	6,739,262
	Industrial Wages	0	0	0	0
		3,144,000	3,332,000	3,282,000	6,739,262
	Other Charges	23,220,000	23,107,081	22,986,000	44,724,550
	<b>Total Treasury</b>	<b>26,364,000</b>	<b>26,439,081</b>	<b>26,268,000</b>	<b>51,463,812</b>

(i) Rates chargeable on Government hereditaments in accordance with Section 272(1) Public Health Act

(ii) Appendix B - Gibraltar Development Corporation (page 185)

(iii) Appendix S - COVID-19 Response Fund (page 292)

\* Appendix R - List of Retitled Subheads (page 289)

**HEAD 2 - No.6 CONVENT PLACE**


---

(i) <u>Minister:</u>	Chief Minister
<u>Controlling Officers:</u>	Chief Secretary
<u>Estimate 2022/23:</u>	£6,655,000

---

(ii) **ESTABLISHMENT** (Source: Human Resources Department)

2022/2023	2021/2022	<b><u>NO. 6 CONVENT PLACE</u></b>
1	1	Chief Secretary
1	1	Senior Officer
1	1	Media Director
1	1	Principal Secretary to the Chief Minister
1	1	Security Liaison Officer
2	1	Senior Executive Officer
4	3	Higher Executive Officer
7	8	Executive Officer
6	6	Administrative Officer
4	4	Administrative Assistant
1	0	Driver
0	2	Head Messenger
0	3	Senior Messenger
<u>29</u>	<u>32</u>	

---

(iii) **INDUSTRIAL STAFF**

2022/2023	2021/2022
<u>3</u>	<u>3</u>

---

(iv) **GIBRALTAR DEVELOPMENT CORPORATION STAFF**

2022/2023	2021/2022
<u>7</u>	<u>10</u>

---

**SUMMARY**

2022/2023	2021/2022	
<u>39</u>	<u>45</u>	<b>TOTAL NO. 6 CONVENT PLACE</b>

---

HEAD 2 - NO. 6 CONVENT PLACE		ESTIMATE	FORECAST	ESTIMATE	ACTUAL
		2022/2023	OUTTURN 2021/2022	2021/2022	2019/2021
		£	£	£	£
1	<b>PAYROLL</b>				
	(1) Personal Emoluments				
	<b>General Office:</b>				
	(a) Salaries	1,145,000	1,228,000	1,312,000	2,313,788
	(b) Overtime:				
	(i) Conditioned	0	0	0	0
	(ii) Emergency	1,000	145,000	1,000	0
	(iii) Manning Level Maintenance	0	0	0	0
	(iv) Discretionary	0	0	0	473,889
		1,000	145,000	1,000	473,889
	(c) Allowances	100,000	114,000	70,000	154,678
	(d) Temporary Assistance	0	0	0	158,517
	(e) Employer's Pension Contributions	47,000	55,000	51,000	67,943
	(f) Gratuities	0	0	0	0
		1,293,000	1,542,000	1,434,000	3,168,815
	<b>Office of the Chief Technical Officer: (i)</b>				
	Salaries	0	0	0	494,089
	Overtime:				
	Conditioned	0	0	0	0
	Emergency	0	0	0	0
	Manning Level Maintenance	0	0	0	0
	Discretionary	0	0	0	34,783
		0	0	0	34,783
Allowances	0	0	0	1,657	
Employer's Pension Contributions	0	0	0	9,059	
	0	0	0	539,588	
	1,293,000	1,542,000	1,434,000	3,708,403	
(2) Industrial Wages					
<b>General Office:</b>					
(a) Basic Wages	65,000	65,000	65,000	125,579	
(b) Overtime:					
(i) Conditioned	0	0	0	0	
(ii) Emergency	0	16,000	0	0	
(iii) Manning Level Maintenance	0	0	0	0	
(iv) Discretionary	0	0	0	31,321	
	0	16,000	0	31,321	
(c) Allowances	0	0	0	0	
(d) Employer's Pension Contributions	4,000	4,000	4,000	6,810	
	69,000	85,000	69,000	163,710	
	<b>Total Payroll</b>	<b>1,362,000</b>	<b>1,627,000</b>	<b>1,503,000</b>	<b>3,872,113</b>
2	<b>OTHER CHARGES</b>				
	(1) General Expenses	11,000	11,000	11,000	23,672
	(2) Electricity and Water	30,000	30,000	25,000	44,520
	(3) Telephone Service	85,000	125,000	80,000	170,310
	(4) Printing and Stationery	15,000	13,000	15,000	22,422
	(5) Computer and Office Equipment Expenses	1,000	1,000	1,000	0
	(6) Transport Expenses	2,000	2,000	1,000	5,946
	(7) Repairs and Maintenance*	96,000	85,000	96,000	129,764
	(8) Rent and Service Charges	9,000	9,000	9,000	20,599
	(9) Governor's Office Expenses	60,000	56,000	60,000	105,678
	<i>carried forward</i>	309,000	332,000	298,000	522,911

(i) From 2021/22 shown under Head 3 Office of the Chief Technical Officer (page 25)

\* Appendix R - List of Retitled Subheads (page 289)

GOVERNMENT OF GIBRALTAR ESTIMATES 2022/2023

HEAD 2 - NO. 6 CONVENT PLACE (cont)		ESTIMATE	FORECAST	ESTIMATE	ACTUAL
		2022/2023	OUTTURN 2021/2022	2021/2022	2019/2021
		£	£	£	£
	<i>brought forward</i>	309,000	332,000	298,000	522,911
	<b>OTHER CHARGES (cont)</b>				
2	(10) Electrical Services - Gibraltar Electricity Authority (i)	784,000	790,000	780,000	1,465,093
	(11) Government Communication, Information and Lobbying	700,000	750,000	1,000,000	2,160,026
	(12) Protocol and Entertainment	120,000	80,000	150,000	253,460
	(13) Travel - All Ministers and Officials	350,000	300,000	400,000	723,851
	(14) Grant to Gibraltar Regiment	60,000	184,000	60,000	146,707
	(15) Other Grants and Donations	750,000	900,000	750,000	2,353,592
	(16) Research, Development Studies and Associated Fees*	720,000	705,000	800,000	1,624,397
	(17) Civic Awards Expenses	4,000	1,000	7,000	11,579
	(18) Contribution to Gibraltar Development Corporation - Staff Services (ii)	379,000	609,000	567,000	1,025,875
	(19) Government General Advertising and Official Notices	450,000	410,000	400,000	1,219,098
	(20) Media Monitoring Services	525,000	525,000	525,000	1,080,456
	(21) Contract Officers	34,000	34,000	34,000	69,929
	(22) Ex-Gratia Payments	1,000	110,000	1,000	5,019,460
	(23) Co-ordination of the Fight Against Illegal Drugs	1,000	0	1,000	0
	(24) Leasing Agreements	23,000	22,000	0	0
	<b>Contracted Services:</b>				
	(25) Security Services*	83,000	83,000	79,000	156,260
	<i>The Mount Expenses (iii)</i>	0	0	0	5,157
	<i>Relief Cover</i>	0	0	0	0
	<b>Office of the Chief Technical Officer: (iv)</b>				
	<b>Office Expenses:</b>				
	<i>General Expenses</i>	0	0	0	1,859
	<i>Electricity and Water</i>	0	0	0	4,000
	<i>Telephone Service</i>	0	0	0	7,620
	<i>Printing and Stationery</i>	0	0	0	3,472
	<i>Protective Clothing</i>	0	0	0	34
	<i>Computer and Office Equipment</i>	0	0	0	2,176
		0	0	0	19,161
	<i>Contribution to Gibraltar Development Corporation - Staff Service (ii)</i>	0	0	0	136,932
	<i>COVID-19 Response Fund</i>				
	<i>Contribution to Departmental Expenses (v)</i>	0	0	0	406
	<i>Relief Cover</i>	0	0	0	0
3	(1) COVID-19 Response Fund Contribution to Departmental Expenses (v)	0	2,168	3,000	9,417
	<b>Total Other Charges</b>	<b>5,293,000</b>	<b>5,837,168</b>	<b>5,855,000</b>	<b>18,003,767</b>
	<b>TOTAL NO. 6 CONVENT PLACE</b>				
	Payroll - Personal Emoluments	1,293,000	1,542,000	1,434,000	3,708,403
	Industrial Wages	69,000	85,000	69,000	163,710
		1,362,000	1,627,000	1,503,000	3,872,113
	Other Charges	5,293,000	5,837,168	5,855,000	18,003,767
	<b>Total No. 6 Convent Place</b>	<b>6,655,000</b>	<b>7,464,168</b>	<b>7,358,000</b>	<b>21,875,880</b>

- (i) Appendix I Gibraltar Electricity Authority (page 247)
- (ii) Appendix B - Gibraltar Development Corporation (page 185)
- (iii) From 2021/22 shown under Head 11 Office of the Deputy Chief Minister (page 48)
- (iv) From 2021/22 shown under Head 3 Office of the Chief Technical Officer (page 25)
- (v) Appendix S - COVID-19 Response Fund (page 292)
- \* Appendix R - List of Retitled Subheads (page 289)

**HEAD 3 - OFFICE OF THE CHIEF TECHNICAL OFFICER**


---

(i) <u>Minister:</u>	Chief Minister
<u>Controlling Officers:</u>	Chief Technical Officer
<u>Estimate 2022/23:</u>	£336,000

---

(ii) **ESTABLISHMENT** (Source: Human Resources Department)

2022/2023	2021/2022	<b><u>OFFICE OF THE CHIEF TECHNICAL OFFICER</u></b>
1	1	Chief Technical Officer
1	1	Higher Executive Officer
1	1	Executive Officer
1	1	Administrative Officer
1	1	Administrative Assistant
<u>5</u>	<u>5</u>	

---

(iii) **INDUSTRIAL STAFF**

2022/2023	2021/2022
<u>0</u>	<u>0</u>

---

(iv) **GIBRALTAR DEVELOPMENT CORPORATION STAFF**

2022/2023	2021/2022
<u>1</u>	<u>1</u>

---

**SUMMARY**

2022/2023	2021/2022	<b>TOTAL OFFICE OF THE CHIEF TECHNICAL OFFICER</b>
<u>6</u>	<u>6</u>	

---



HEAD 3 - OFFICE OF THE CHIEF TECHNICAL OFFICER (i)		ESTIMATE	FORECAST	ESTIMATE	ACTUAL
		2022/2023	OUTTURN 2021/2022	2021/2022	2019/2021
		£	£	£	£
<b>PAYROLL</b>					
1	(1) Personal Emoluments				
	(a) Salaries	250,000	243,000	243,000	0
	(b) Overtime:				
	(i) Conditioned	0	0	0	0
	(ii) Emergency	1,000	0	1,000	0
	(iii) Manning Level Maintenance	0	0	0	0
	(iv) Discretionary	0	0	0	0
		1,000	0	1,000	0
	(c) Allowances	1,000	0	1,000	0
	(d) Employer's Pension Contributions	0	0	0	0
		252,000	243,000	245,000	0
	(2) Industrial Wages	0	0	0	0
	<b>Total Payroll</b>	<b>252,000</b>	<b>243,000</b>	<b>245,000</b>	<b>0</b>
<b>OTHER CHARGES</b>					
2	(1) General Expenses	3,000	1,000	3,000	0
	(2) Electricity and Water	1,000	1,000	1,000	0
	(3) Telephone Service	6,000	5,000	6,000	0
	(4) Printing and Stationery	4,000	2,000	4,000	0
	(5) Computer and Office Equipment Expenses	1,000	1,000	1,000	0
	(6) Uniforms and Protective Clothing	1,000	1,000	1,000	0
	(7) Contribution to Gibraltar Development Corporation - Staff Service (ii)	68,000	67,000	67,000	0
3	(1) COVID-19 Response Fund Contribution to Departmental Expenses (iii)	0	0	1,000	0
	<b>Total Other Charges</b>	<b>84,000</b>	<b>78,000</b>	<b>84,000</b>	<b>0</b>
<b>TOTAL OFFICE OF THE CHIEF TECHNICAL OFFICER</b>					
	Payroll - Personal Emoluments	252,000	243,000	245,000	0
	Industrial Wages	0	0	0	0
		252,000	243,000	245,000	0
	Other Charges	84,000	78,000	84,000	0
	<b>Total Office of the Chief Technical Officer</b>	<b>336,000</b>	<b>321,000</b>	<b>329,000</b>	<b>0</b>

(i) Up to 2019/21 shown under Head 2 No.6 Convent Place (pages 22 - 23)  
(ii) Appendix B - Gibraltar Development Corporation (page 185)  
(iii) Appendix S - COVID-19 Response Fund (page 292)

**HEAD 4 - CUSTOMS**

---

(i) <u>Minister:</u>	Chief Minister
<u>Controlling Officer:</u>	Collector of Customs
<u>Estimate 2022/23:</u>	£11,002,000

---

(ii) **ESTABLISHMENT** (Source: Human Resources Department)

2022/2023	2021/2022	<b><u>CUSTOMS</u></b>
1	1	Collector of Customs
2	2	Assistant Collector of Customs
13	13	Senior Customs Officer
59	59	Executive Customs Officer
93	93	Customs Officer (a)
1	1	Marine Fleet Manager / Mechanic
1	1	Administrative Officer
1	1	Typist
0	1	Messenger
		<b>Supernumerary Staff</b>
		Customs Officer
0	9	
<u>171</u>	<u>181</u>	

---

(iii) **INDUSTRIAL STAFF**

2022/2023	2021/2022
<u>0</u>	<u>0</u>

---

(iv) **GIBRALTAR DEVELOPMENT CORPORATION STAFF**

2022/2023	2021/2022
<u>0</u>	<u>0</u>

---

**SUMMARY**

2022/2023	2021/2022	<b>TOTAL CUSTOMS</b>
<u>171</u>	<u>181</u>	

---

(a) Includes two employees on Career Break

HEAD 4 - CUSTOMS		ESTIMATE	FORECAST	ESTIMATE	ACTUAL
		2022/2023	OUTTURN 2021/2022	2021/2022	2019/2021
		£	£	£	£
1	<b>PAYROLL</b>				
	(1) Personal Emoluments				
	(a) Salaries	6,115,000	5,970,000	6,290,000	12,059,284
	(b) Overtime:				
	(i) Conditioned	1,700,000	1,715,000	1,800,000	3,550,838
	(ii) Emergency	1,000	90,000	1,000	277,486
	(iii) Manning Level Maintenance	0	0	0	0
	(iv) Discretionary	0	0	0	396,164
		1,701,000	1,805,000	1,801,000	4,224,488
	(c) Allowances	1,200,000	1,210,000	1,200,000	2,219,955
	(d) Temporary Assistance	0	100,000	120,000	204,769
(e) Employer's Pension Contributions	583,000	530,000	525,000	884,782	
	9,599,000	9,615,000	9,936,000	19,593,278	
	(2) Industrial Wages	0	0	0	0
	<b>Total Payroll</b>	<b>9,599,000</b>	<b>9,615,000</b>	<b>9,936,000</b>	<b>19,593,278</b>
2	<b>OTHER CHARGES</b>				
	(1) General Expenses	25,000	23,000	25,000	41,431
	(2) Electricity and Water	75,000	79,000	75,000	141,318
	(3) Telephone Service	50,000	45,000	50,000	92,642
	(4) Printing and Stationery	15,000	15,000	15,000	27,107
	(5) Computer and Office Equipment Expenses*	15,000	15,000	15,000	26,823
	(6) Rents and Service Charges*	178,000	170,000	178,000	341,960
	(7) Enforcement Expenses	30,000	20,000	30,000	61,567
	(8) Investigation Expenses	25,000	15,000	25,000	49,429
	(9) Uniforms and Protective Clothing*	95,000	50,000	95,000	152,898
	(10) Official Visits and Functions*	10,000	2,000	10,000	12,635
	(11) Training Expenses*	50,000	25,000	50,000	59,138
	(12) Marine Expenses	120,000	100,000	120,000	275,843
	(13) Dog Section Costs	15,000	13,000	15,000	15,286
	(14) Destruction of Confiscated Items	1,000	8,000	1,000	6,338
	(15) ASYCUDA Expenses	100,000	0	0	0
	<b>Contracted Services:</b>				
	(16) Cleaning Services*	115,000	127,000	110,000	201,005
	(17) Security Services	25,000	25,000	23,000	40,425
	(18) Radio Communication System - Gibtelecom Ltd	34,000	29,000	34,000	58,580
(19) Leasing Agreements	425,000	180,000	0	0	
<i>Losses of Public Funds</i>	0	34,900	0	0	
<i>Relief Cover</i>	0	0	0	0	
<i>Ex-Gratia Payments</i>	0	100	0	74	
3	(1) COVID-19 Response Fund Contribution to Departmental Expenses (i)	0	7,194	1,000	24,444
	<b>Total Other Charges</b>	<b>1,403,000</b>	<b>983,194</b>	<b>872,000</b>	<b>1,628,943</b>
<b>TOTAL CUSTOMS</b>					
Payroll - Personal Emoluments		9,599,000	9,615,000	9,936,000	19,593,278
Industrial Wages		0	0	0	0
		9,599,000	9,615,000	9,936,000	19,593,278
Other Charges		1,403,000	983,194	872,000	1,628,943
<b>Total Customs</b>		<b>11,002,000</b>	<b>10,598,194</b>	<b>10,808,000</b>	<b>21,222,221</b>

(i) Appendix S - COVID-19 Response Fund (page 292)

\* Appendix R - List of Retitled Subheads (page 289)

**HEAD 5 - INCOME TAX**


---

(i) <u>Minister:</u>	Chief Minister
<u>Controlling Officer:</u>	Commissioner of Income Tax
<u>Estimate 2022/23:</u>	£2,814,000

---

(ii) **ESTABLISHMENT** (Source: Human Resources Department)

2022/2023	2021/2022	<b><u>INCOME TAX OFFICE</u></b>
1	1	Commissioner of Income Tax
3	3	Senior Executive Officer
1	1	Senior Crown Counsel
1	1	Crown Counsel
1	1	Compliance & Investigating Officer
10	10	Higher Executive Officer
13	13	Executive Officer
15	15	Administrative Officer
16	16	Administrative Assistant
1	1	Clerk / Wordprocessor
		<b>Supernumerary Staff</b>
3	3	Executive Officer
0	1	Messenger
<u>65</u>	<u>66</u>	

---

(iii) **INDUSTRIAL STAFF**

2022/2023	2021/2022
<u>0</u>	<u>0</u>

---

(iv) **GIBRALTAR DEVELOPMENT CORPORATION STAFF**

2022/2023	2021/2022
<u>5</u>	<u>4</u>

---

**SUMMARY**

2022/2023	2021/2022	
<u>70</u>	<u>70</u>	<b>TOTAL INCOME TAX</b>

---

HEAD 5 - INCOME TAX		ESTIMATE	FORECAST	ESTIMATE	ACTUAL
		2022/2023	OUTTURN 2021/2022	2021/2022	2019/2021
		£	£	£	£
<b>PAYROLL</b>					
1	(1) Personal Emoluments				
	(a) Salaries	2,223,000	2,040,000	1,976,000	4,125,396
	(b) Overtime:				
	(i) Conditioned	0	0	0	0
	(ii) Emergency	1,000	100,000	1,000	0
	(iii) Manning Level Maintenance	0	0	0	0
	(iv) Discretionary	0	0	0	241,012
		1,000	100,000	1,000	241,012
	(c) Allowances	90,000	93,000	90,000	128,214
	(d) Temporary Assistance	0	0	0	0
	(e) Employer's Pension Contributions	94,000	73,000	80,000	120,399
		2,408,000	2,306,000	2,147,000	4,615,021
	(2) Industrial Wages	0	0	0	0
	<b>Total Payroll</b>	<b>2,408,000</b>	<b>2,306,000</b>	<b>2,147,000</b>	<b>4,615,021</b>
<b>OTHER CHARGES</b>					
2	(1) General Expenses	27,000	27,000	27,000	47,115
	(2) Electricity and Water	12,000	10,000	12,000	17,847
	(3) Telephone Service	20,000	18,000	20,000	35,775
	(4) Printing and Stationery	30,000	30,000	30,000	53,332
	(5) Computer and Office Equipment Expenses*	40,000	15,000	18,000	29,045
	(6) Professional Fees	7,000	7,000	6,000	13,129
	(7) Banking and Related Expenses	1,000	1,000	1,000	396
	(8) Postage Expenses	40,000	45,000	37,000	71,376
	(9) Contribution to Gibraltar Development Corporation - Staff Services (i)	144,000	106,000	125,000	232,730
	(10) OECD BEPS Membership and Fees	59,000	20,000	20,000	38,079
	<b>Contracted Services:</b>				
	(11) Cleaning Services*	26,000	24,000	24,000	46,527
	<i>Relief Cover</i>	0	0	0	0
3	(1) COVID-19 Response Fund Contribution to Departmental Expenses (ii)	0	49	1,000	5,270
	<b>Total Other Charges</b>	<b>406,000</b>	<b>303,049</b>	<b>321,000</b>	<b>590,621</b>
<b>TOTAL INCOME TAX</b>					
	Payroll - Personal Emoluments	2,408,000	2,306,000	2,147,000	4,615,021
	Industrial Wages	0	0	0	0
		2,408,000	2,306,000	2,147,000	4,615,021
	Other Charges	406,000	303,049	321,000	590,621
	<b>Total Income Tax</b>	<b>2,814,000</b>	<b>2,609,049</b>	<b>2,468,000</b>	<b>5,205,642</b>

(i) Appendix B - Gibraltar Development Corporation (page 185)

(ii) Appendix S - COVID-19 Response Fund (page 292)

\* Appendix R - List of Retitled Subheads (page 289)

**HEAD 6 - PARLIAMENT**


---

(i) <u>Minister:</u>	Chief Minister
<u>Controlling Officer:</u>	Clerk to the Parliament
<u>Estimate 2022/23:</u>	£1,683,000

---

(ii) **ESTABLISHMENT** (Source: Human Resources Department)

2022/2023	2021/2022	<b>PARLIAMENT</b>
1	0	Senior Executive Officer
1	1	Higher Executive Officer
1	0	Executive Officer
1	1	Usher (Administrative Officer)
0	1	Clerk (Senior Officer)
0	1	Personal Secretary
0	1	<b>Supernumerary Staff</b>
		Executive Officer
<u>4</u>	<u>5</u>	

---

(iii) **INDUSTRIAL STAFF**

2022/2023	2021/2022
<u>0</u>	<u>0</u>

---

(iv) **GIBRALTAR DEVELOPMENT CORPORATION STAFF**

2022/2023	2021/2022
<u>0</u>	<u>0</u>

---

**SUMMARY**

2022/2023	2021/2022	
<u>4</u>	<u>5</u>	<b>TOTAL PARLIAMENT</b>

---

HEAD 6 - PARLIAMENT		ESTIMATE	FORECAST	ESTIMATE	ACTUAL
		2022/2023	OUTTURN 2021/2022	2021/2022	2019/2021
		£	£	£	£
1	<b>PAYROLL</b>				
	(1) Personal Emoluments				
	(a) Salaries	98,000	150,000	162,000	387,208
	(b) Overtime:				
	(i) Conditioned	0	0	0	0
	(ii) Emergency	1,000	11,000	1,000	0
	(iii) Manning Level Maintenance	0	0	0	0
	(iv) Discretionary	0	0	0	31,019
		1,000	11,000	1,000	31,019
	(c) Allowances	5,000	6,000	6,000	7,099
	(d) Temporary Assistance	0	0	0	0
(e) Employer's Pension Contributions	0	0	0	0	
	104,000	167,000	169,000	425,326	
(2) Industrial Wages	0	0	0	0	
	<b>Total Payroll</b>	<b>104,000</b>	<b>167,000</b>	<b>169,000</b>	<b>425,326</b>
2	<b>OTHER CHARGES</b>				
	(1) General Expenses	2,000	2,000	2,000	14,468
	(2) Electricity and Water	4,000	4,000	4,000	5,622
	(3) Telephone Service	4,000	3,000	4,000	6,843
	(4) Printing and Stationery	2,000	3,000	3,000	1,303
	(5) Computer and Office Equipment Expenses	1,000	1,000	1,000	0
	(6) Rents and Service Charges*	6,000	6,000	5,000	10,362
	(7) Postage Expenses	1,000	0	1,000	51
	(8) Commonwealth Parliamentary Association Expenses (i)	100,000	34,000	70,000	96,241
	(9) Secretarial Assistance to the Leader of the Opposition	500	500	500	956
	(10) Select Committees	500	0	500	0
	(11) Elected Members Allowances	688,000	688,000	688,000	1,311,857
	(12) Ministers and Office Holders Allowances	717,000	717,000	717,000	1,525,419
	(13) Hansard Production Costs	20,000	13,000	20,000	25,019
	(14) Register of Electors Expenses:				
	(a) Staff Remuneration	1,000	0	1,000	26,907
(b) Other Costs	1,000	500	1,000	47,185	
	2,000	500	2,000	74,092	
	<b>Contracted Services:</b>				
(15) Cleaning Services*	5,000	5,000	5,000	9,152	
(16) Recording Equipment	26,000	7,000	26,000	44,662	
	<i>carried forward</i>	<b>1,579,000</b>	<b>1,484,000</b>	<b>1,549,000</b>	<b>3,126,047</b>

(i) Includes provision for CWP Conference

\* Appendix R - List of Retitled Subheads (page 289)

<b>HEAD 6 - PARLIAMENT</b> (cont)		<b>ESTIMATE</b>	<b>FORECAST</b>	<b>ESTIMATE</b>	<b>ACTUAL</b>
		<b>2022/2023</b>	<b>OUTTURN</b>	<b>2021/2022</b>	<b>2019/2021</b>
		<b>£</b>	<b>£</b>	<b>£</b>	<b>£</b>
	<i>brought forward</i>	1,579,000	1,484,000	1,549,000	3,126,047
	<b>OTHER CHARGES</b> (cont)				
2	<i>Referendum Expenses:</i>				
	<i>Staff Remuneration</i>	0	57,000	42,000	27,027
	<i>Other Costs</i>	0	81,000	36,000	41,951
	<i>Contribution to Campaigns</i>	0	25,000	34,000	64,636
		0	163,000	112,000	133,614
	<i>Parliamentary Elections:</i>				
	<i>Staff Remuneration</i>	0	0	0	115,033
	<i>Other Costs</i>	0	0	0	127,665
		0	0	0	242,698
	<i>European Parliamentary Election Expenses</i>	0	0	0	59,024
	<i>Relief Cover</i>	0	0	0	0
3	(1) COVID-19 Response Fund Contribution to Departmental Expenses (i)	0	0	1,000	1,641
	<b>Total Other Charges</b>	<b>1,579,000</b>	<b>1,647,000</b>	<b>1,662,000</b>	<b>3,563,024</b>
	<b>TOTAL PARLIAMENT</b>				
	Payroll - Personal Emoluments	104,000	167,000	169,000	425,326
	Industrial Wages	0	0	0	0
		104,000	167,000	169,000	425,326
	Other Charges	1,579,000	1,647,000	1,662,000	3,563,024
	<b>Total Parliament</b>	<b>1,683,000</b>	<b>1,814,000</b>	<b>1,831,000</b>	<b>3,988,350</b>

(i) Appendix S - COVID-19 Response Fund (page 292)

\* Appendix R - List of Retitled Subheads (page 289)



**HEAD 7 - HUMAN RESOURCES**

(i) <u>Minister:</u>	Chief Minister
<u>Controlling Officer:</u>	Human Resources Manager
<u>Estimate 2022/23:</u>	£5,077,000

(ii) **ESTABLISHMENT** (Source: Human Resources Department)

2022/2023	2021/2022	<b>HUMAN RESOURCES</b>
1	1	Senior Officer
5	3	Senior Executive Officer
9	8	Higher Executive Officer
13	10	Executive Officer
7	7	Administrative Officer
14	9	Administrative Assistant
1	1	Clerk / Wordprocessor
0	1	Legal Assistant
0	1	Senior Messenger
0	1	Messenger
<b>WELLBEING SECTION</b>		
1	1	Welfare Officer
1	1	Higher Executive Officer
1	1	Executive Officer
<b>Supernumerary Staff</b>		
1	0	Deputy Director of Nursing Services
1	0	Compliance & Investigating Officer
1	1	Leading Firefighter
2	3	Executive Officer
1	0	Instructional Officer
6	5	Administrative Officer
1	1	Upper Rock Site Officer
9	25	Administrative Assistant
0	1	Messenger
<b>Supernumerary Career Breaks</b>		
1	0	Crown Counsel
5	0	Administrative Officer
1	0	Administrative Assistant
<b>82</b>	<b>81</b>	

(iii) **INDUSTRIAL STAFF**

2022/2023	2021/2022
0	1

(iv) **GIBRALTAR DEVELOPMENT CORPORATION STAFF**

2022/2023	2021/2022
10	0

**SUMMARY**

2022/2023	2021/2022	<b>TOTAL HUMAN RESOURCES</b>
<b>92</b>	<b>82</b>	

HEAD 7 - HUMAN RESOURCES		ESTIMATE	FORECAST	ESTIMATE	ACTUAL
		2022/2023	OUTTURN 2021/2022	2021/2022	2019/2021
		£	£	£	£
1	<b>PAYROLL</b>				
	(1) Personal Emoluments				
	(a) Salaries	2,267,000	2,030,000	2,314,000	3,470,769
	(b) Overtime:				
	(i) Conditioned	9,000	9,000	18,000	17,660
	(ii) Emergency	1,000	7,000	1,000	0
	(iii) Manning Level Maintenance	0	0	0	0
	(iv) Discretionary	0	0	0	109,494
		10,000	16,000	19,000	127,154
	(c) Allowances	65,000	66,000	68,000	71,147
	(d) Temporary Assistance	0	0	0	0
	(e) Employer's Pension Contributions	153,000	136,000	140,000	155,059
	<i>Allowances - Union Convenor (i)</i>	0	0	0	42,531
		2,495,000	2,248,000	2,541,000	3,866,660
	(2) Industrial Wages				
	(a) Basic Wages	0	0	1,000	21,983
	(b) Overtime:				
	(i) Conditioned	0	0	0	0
	(ii) Emergency	0	0	0	0
	(iii) Manning Level Maintenance	0	0	0	0
	(iv) Discretionary	0	0	0	376
	0	0	0	376	
(c) Allowances	0	0	0	18	
(d) Employer's Pension Contributions	0	0	0	0	
	0	0	1,000	22,377	
	<b>Total Payroll</b>	<b>2,495,000</b>	<b>2,248,000</b>	<b>2,542,000</b>	<b>3,889,037</b>
2	<b>OTHER CHARGES</b>				
	(1) General Expenses	15,000	10,000	10,000	19,089
	(2) Electricity and Water	12,000	7,000	6,000	10,438
	(3) Telephone Service	19,000	10,000	10,000	18,788
	(4) Printing and Stationery	7,000	4,000	7,000	9,293
	(5) Computer and Office Equipment Expenses*	27,000	12,000	12,000	21,760
	(6) Rents and Service Charges*	161,000	33,000	30,000	53,066
	(7) Recruitment Expenses	10,000	8,000	10,000	17,927
	(8) Medical Examinations	10,000	9,000	10,000	18,804
	(9) Repatriation Expenses*	1,000	5,000	1,000	0
	(10) Early Exit Schemes	2,000,000	1,600,000	1,480,000	2,567,101
	(11) Ex-Gratia Payments	1,000	157,000	1,000	136,202
	(12) Contribution to Gibraltar Development Corporation - Staff Services (ii)	288,000	46,000	0	102,779
	<i>Civil Service Awards and Years of Service Medals</i>	0	0	10,000	0
<i>Funding for University Students - Summer Jobs</i>	0	0	1,000	88,893	
	<i>carried forward</i>	<b>2,551,000</b>	<b>1,901,000</b>	<b>1,588,000</b>	<b>3,064,140</b>

(i) From 2021/22 shown under 'Allowances'

(ii) Appendix B - Gibraltar Development Corporation (page 185)

\* Appendix R - List of Retitled Subheads (page 289)

HEAD 7 - HUMAN RESOURCES (cont)		ESTIMATE	FORECAST	ESTIMATE	ACTUAL
		2022/2023	OUTTURN 2021/2022	2021/2022	2019/2021
		£	£	£	£
	<i>brought forward</i>	2,551,000	1,901,000	1,588,000	3,064,140
<b>OTHER CHARGES (cont)</b>					
2	<b>Contracted Services:</b>				
	(13) Cleaning Services*	31,000	16,000	16,000	30,700
	<i>Relief Cover</i>	0	0	0	0
3	(1) COVID-19 Response Fund Contribution to Departmental Expenses (i)	0	60	1,000	1,221
	<b>Total Other Charges</b>	<b>2,582,000</b>	<b>1,917,060</b>	<b>1,605,000</b>	<b>3,096,061</b>
<b>TOTAL HUMAN RESOURCES</b>					
	Payroll - Personal Emoluments	2,495,000	2,248,000	2,541,000	3,866,660
	Industrial Wages	0	0	1,000	22,377
		2,495,000	2,248,000	2,542,000	3,889,037
	Other Charges	2,582,000	1,917,060	1,605,000	3,096,061
	<b>Total Human Resources</b>	<b>5,077,000</b>	<b>4,165,060</b>	<b>4,147,000</b>	<b>6,985,098</b>

(i) Appendix S - COVID-19 Response Fund (page 292)

**HEAD 8 - IMMIGRATION AND CIVIL STATUS**


---

(i) <u>Minister:</u>	Chief Minister
<u>Controlling Officer:</u>	Principal Secretary (Immigration and Civil Status)
<u>Estimate 2022/23:</u>	£9,268,000

---

(ii) **ESTABLISHMENT** (Source: Human Resources Department)

2022/2023	2021/2022	<b><u>IMMIGRATION AND CIVIL STATUS</u></b>
1	1	Senior Officer
1	1	Senior Executive Officer
3	3	Higher Executive Officer
6	5	Executive Officer
10	11	Administrative Officer
3	2	Administrative Assistant
1	0	<b>Supernumerary Staff</b>
0	2	Higher Executive Officer
0	0	Executive Officer
<u>25</u>	<u>25</u>	

---

(iii) **INDUSTRIAL STAFF**

2022/2023	2021/2022
<u>0</u>	<u>0</u>

---

(iv) **GIBRALTAR DEVELOPMENT CORPORATION STAFF**

2022/2023	2021/2022
<u>4</u>	<u>2</u>

---

**SUMMARY**

2022/2023	2021/2022	
<u>29</u>	<u>27</u>	<b>TOTAL IMMIGRATION AND CIVIL STATUS</b>

---

HEAD 8 - IMMIGRATION AND CIVIL STATUS		ESTIMATE	FORECAST	ESTIMATE	ACTUAL
		2022/2023	OUTTURN 2021/2022	2021/2022	2019/2021
		£	£	£	£
<b>PAYROLL</b>					
1	(1) Personal Emoluments				
	(a) Salaries	983,000	855,000	868,000	1,545,608
	(b) Overtime:				
	(i) Conditioned	0	0	0	0
	(ii) Emergency	1,000	20,000	1,000	0
	(iii) Manning Level Maintenance	0	0	0	0
	(iv) Discretionary	0	0	0	88,382
	(v) Marriage Ceremonies	30,000	10,000	45,000	61,425
		31,000	30,000	46,000	149,807
	(c) Allowances	10,000	5,000	12,000	19,409
	(d) Employer's Pension Contributions	30,000	24,000	22,000	38,320
		1,054,000	914,000	948,000	1,753,144
	(2) Industrial Wages	0	0	0	0
	<b>Total Payroll</b>	<b>1,054,000</b>	<b>914,000</b>	<b>948,000</b>	<b>1,753,144</b>
<b>OTHER CHARGES</b>					
2	(1) General Expenses	5,000	6,000	5,000	9,753
	(2) Electricity and Water	7,000	6,000	7,000	11,196
	(3) Telephone Service	19,000	18,000	19,000	34,774
	(4) Printing and Stationery	15,000	14,000	15,000	31,339
	(5) Computer and Office Equipment Expenses	1,000	1,000	1,000	0
	(6) Rebinding of Registers	1,000	2,000	1,000	730
	(7) Identity and Residence Cards	130,000	135,000	130,000	248,272
	(8) Marriages	1,000	1,000	1,000	934
	(9) Passport Expenses*	300,000	260,000	300,000	479,654
	(10) Replacement of Documents Post Brexit (i)	10,000	0	10,000	0
	(11) Asylum Seeker and Refugee Expenses	15,000	15,000	15,000	26,633
	(12) Contribution to Gibraltar Development Corporation - Staff Services (ii)	125,000	69,000	65,000	176,122
	(13) Visas (iii)	5,000	0	5,000	0
	(14) Contribution from the Consolidated Fund to the Borders and Coastguard Agency (iv)	7,511,000	7,421,000	7,593,000	14,703,000
	<b>Contracted Services:</b>				
	(15) Security Services	66,000	58,000	57,000	111,659
	(16) Upkeep of Planted Areas	3,000	3,000	3,000	4,920
	<i>Relief Cover</i>	0	0	0	0
3	(1) COVID-19 Response Fund Contribution to Departmental Expenses (v)	0	127	1,000	2,551
	<b>Total Other Charges</b>	<b>8,214,000</b>	<b>8,009,127</b>	<b>8,228,000</b>	<b>15,841,537</b>
<b>TOTAL IMMIGRATION AND CIVIL STATUS</b>					
	Payroll - Personal Emoluments	1,054,000	914,000	948,000	1,753,144
	Industrial Wages	0	0	0	0
		1,054,000	914,000	948,000	1,753,144
	Other Charges	8,214,000	8,009,127	8,228,000	15,841,537
	<b>Total Immigration and Civil Status</b>	<b>9,268,000</b>	<b>8,923,127</b>	<b>9,176,000</b>	<b>17,594,681</b>

(i) Up to 2019/21 titled 'Printing of New British Emergency Travel Documents - Post Brexit'

(ii) Appendix B - Gibraltar Development Corporation (page 185)

(iii) Up to 2019/21 shown under Appendix C - Borders and Coastguard Agency (page 212)

(iv) Appendix C - Borders and Coastguard Agency (page 212)

(v) Appendix S - COVID-19 Response Fund (page 292)

\* Appendix R - List of Retitled Subheads (page 289)

**HEAD 9 - FINANCIAL SECRETARY'S OFFICE**


---

(i) <u>Minister:</u>	Chief Minister
<u>Controlling Officer:</u>	Financial Secretary
<u>Estimate 2022/23:</u>	£785,000

---

(ii) **ESTABLISHMENT** (Source: Human Resources Department)

2022/2023	2021/2022	<b><u>FINANCIAL SECRETARY'S OFFICE</u></b>
1	1	Financial Secretary
1	1	Crown Counsel
2	2	Senior Officer
2	3	Senior Executive Officer
2	2	Higher Executive Officer
4	5	Executive Officer
2	2	Administrative Assistant
0	1	Accountant for Statutory Accounts
0	2	Administrative Officer
<u>14</u>	<u>19</u>	

---

(iii) **INDUSTRIAL STAFF**

2022/2023	2021/2022
<u>0</u>	<u>0</u>

---

(iv) **GIBRALTAR DEVELOPMENT CORPORATION STAFF**

2022/2023	2021/2022
<u>0</u>	<u>0</u>

---

**SUMMARY**

2022/2023	2021/2022	
<u>14</u>	<u>19</u>	<b>TOTAL FINANCIAL SECRETARY'S OFFICE</b>

---

HEAD 9 - FINANCIAL SECRETARY'S OFFICE		ESTIMATE	FORECAST	ESTIMATE	ACTUAL
		2022/2023	OUTTURN 2021/2022	2021/2022	2019/2021
		£	£	£	£
<b>PAYROLL</b>					
1	(1) Personal Emoluments				
	(a) Salaries	512,000	640,000	671,000	1,194,590
	(b) Overtime:				
	(i) Conditioned	0	0	0	0
	(ii) Emergency	1,000	80,000	1,000	0
	(iii) Manning Level Maintenance	0	0	0	0
	(iv) Discretionary	0	0	0	135,368
		1,000	80,000	1,000	135,368
	(c) Allowances	20,000	39,000	40,000	117,541
	(d) Temporary Assistance	0	0	0	0
	(e) Employer's Pension Contributions	12,000	32,000	32,000	47,470
		545,000	791,000	744,000	1,494,969
	(2) Industrial Wages	0	0	0	0
	Total Payroll	545,000	791,000	744,000	1,494,969
<b>OTHER CHARGES</b>					
2	(1) General Expenses	3,000	3,000	3,000	1,287
	(2) Electricity and Water	3,000	3,000	3,000	6,000
	(3) Telephone Service	9,000	8,000	10,000	14,506
	(4) Printing and Stationery	13,000	17,000	14,000	21,136
	(5) Computer and Office Equipment Expenses*	6,000	5,000	7,000	11,219
	(6) Cleaning Expenses*	1,000	1,000	1,000	0
	(7) Publications	3,000	2,000	3,000	3,214
	(8) Training Expenses*	1,000	0	1,000	0
	(9) Secondment	200,000	200,000	200,000	399,850
	(10) Supervision of Financial Businesses (Anti-Money Laundering)	1,000	0	1,000	0
	<i>Contribution to Gibraltar Development Corporation - Staff Services (i)</i>	0	0	0	4,882
	<i>Relief Cover</i>	0	0	0	0
3	(1) COVID-19 Response Fund Contribution to Departmental Expenses (ii)	0	0	1,000	181
	Total Other Charges	240,000	239,000	244,000	462,275
<b>TOTAL FINANCIAL SECRETARY'S OFFICE</b>					
	Payroll - Personal Emoluments	545,000	791,000	744,000	1,494,969
	Industrial Wages	0	0	0	0
		545,000	791,000	744,000	1,494,969
	Other Charges	240,000	239,000	244,000	462,275
	Total Financial Secretary's Office	785,000	1,030,000	988,000	1,957,244

(i) Appendix B - Gibraltar Development Corporation (page 185)

(ii) Appendix S - COVID-19 Response Fund (page 292)

\* Appendix R - List of Retitled Subheads (page 289)

**HEAD 10 - GOVERNMENT LAW OFFICES**


---

(i) <u>Ministers:</u>	Chief Minister (Advisory and Parliamentary Counsel Offices) Minister for Justice, Equality and Public Standards and Regulations
<u>Controlling Officer:</u>	Senior Executive Officer, Advisory and Parliamentary Counsel Offices [Subheads 1(1) to 2(23) and 2(25) to 3(1)] Chief Secretary [subhead 2(24)]
<u>Estimate 2022/23:</u>	£6,438,000

---

(ii) **ESTABLISHMENT** (Source: Human Resources Department)**GOVERNMENT LAW OFFICES****OFFICE OF CRIMINAL PROSECUTIONS  
AND LITIGATION**

2022/2023	2021/2022	
1	1	Director of Public Prosecutions
1	1	Senior Crown Counsel
12	12	Crown Counsel
1	1	Executive Officer
1	1	Personal Secretary
2	2	Administrative Officer
1	1	Typist
0	1	Administrative Assistant
<u>19</u>	<u>20</u>	

**ADVISORY AND PARLIAMENTARY  
COUNSEL OFFICES**

2022/2023	2021/2022	
1	1	Parliamentary Counsel
1	1	Crown Counsel (Senior Law Drafter)
14	14	Crown Counsel
1	1	Senior Executive Officer
2	2	Higher Executive Officer
2	1	Executive Officer
3	3	Administrative Officer
2	2	Administrative Assistant
0	1	Messenger
<u>26</u>	<u>26</u>	
2022/2023	2021/2022	
<u>45</u>	<u>46</u>	

---

(iii) **INDUSTRIAL STAFF**

2022/2023	2021/2022
<u>1</u>	<u>1</u>



**HEAD 10 - GOVERNMENT LAW OFFICES** (cont)

---

(iv) **GIBRALTAR DEVELOPMENT CORPORATION STAFF**

2022/2023	2021/2022
<u>2</u>	<u>3</u>

---

**SUMMARY**

2022/2023	2021/2022	
<u>48</u>	<u>50</u>	<b>TOTAL GOVERNMENT LAW OFFICES</b>

---

<b>HEAD 10 - GOVERNMENT LAW OFFICES</b>		<b>ESTIMATE 2022/2023</b>	<b>FORECAST OUTTURN 2021/2022</b>	<b>ESTIMATE 2021/2022</b>	<b>ACTUAL 2019/2021</b>
		<b>£</b>	<b>£</b>	<b>£</b>	<b>£</b>
1	<b>PAYROLL</b>				
	<b>(1) Personal Emoluments</b>				
	<b>Office of Criminal Prosecutions and Litigation:</b>				
	(a) Salaries	1,418,000	1,405,000	1,383,000	2,320,749
	(b) Overtime:				
	(I) Conditioned	0	0	0	0
	(II) Emergency	1,000	2,000	1,000	0
	(III) Manning Level Maintenance	0	0	0	0
	(IV) Discretionary	0	0	0	4,615
		1,000	2,000	1,000	4,615
	(c) Allowances	5,000	1,000	10,000	9,242
	(d) Temporary Assistance	0	0	0	24,294
	(e) Gratuities	0	0	0	0
	(f) Employer's Pension Contributions	85,000	73,000	81,000	126,803
		1,509,000	1,481,000	1,475,000	2,485,703
	<b>Advisory and Parliamentary Counsel Offices:</b>				
	(g) Salaries	1,657,000	1,580,000	1,691,000	3,430,799
	(h) Overtime:				
	(I) Conditioned	0	0	0	0
	(II) Emergency	1,000	4,000	1,000	0
	(III) Manning Level Maintenance	0	0	0	0
	(IV) Discretionary	0	0	0	35,753
		1,000	4,000	1,000	35,753
	(i) Allowances	106,000	100,000	106,000	196,847
	(j) Employer's Pension Contributions	122,000	110,000	117,000	204,360
		1,886,000	1,794,000	1,915,000	3,867,759
		3,395,000	3,275,000	3,390,000	6,353,462
<b>Advisory and Parliamentary Counsel Offices:</b>					
<b>(2) Industrial Wages</b>					
(a) Basic Wages	22,000	22,000	22,000	37,563	
(b) Overtime:					
(I) Conditioned	0	0	0	0	
(II) Emergency	0	0	0	0	
(III) Manning Level Maintenance	0	0	0	0	
(IV) Discretionary	0	0	0	0	
	0	0	0	0	
(c) Allowances	0	0	0	0	
(d) Employer's Pension Contributions	4,000	4,000	4,000	7,803	
	26,000	26,000	26,000	45,366	
	<b>Total Payroll</b>	<b>3,421,000</b>	<b>3,301,000</b>	<b>3,416,000</b>	<b>6,398,828</b>
2	<b>OTHER CHARGES</b>				
	<b>Office of Criminal Prosecutions and Litigation:</b>				
	(1) General Expenses	6,000	7,000	6,000	11,511
	(2) Electricity and Water	5,000	5,000	5,000	8,207
	(3) Telephone Service	9,000	7,000	9,000	14,263
	(4) Printing and Stationery	6,000	5,000	5,000	10,291
	(5) Computer and Office Equipment Expenses	1,000	1,000	1,000	0
	(6) Books and Subscriptions*	90,000	83,000	90,000	159,843
	(7) Private Sector Prosecution Fees	1,000	0	1,000	191
	(8) Witnesses	18,000	6,000	24,000	24,854
(9) Training Expenses	10,000	2,000	10,000	0	
	<i>carried forward</i>	146,000	116,000	151,000	229,160

\* Appendix R - List of Retitled Subheads (page 289)

HEAD 10 - GOVERNMENT LAW OFFICES (cont)		ESTIMATE	FORECAST	ESTIMATE	ACTUAL
		2022/2023	OUTTURN 2021/2022	2021/2022	2019/2021
		£	£	£	£
	<i>brought forward</i>	146,000	116,000	151,000	229,160
	<b>OTHER CHARGES (cont)</b>				
	<b>Office of Criminal Prosecutions and Litigation: (cont)</b>				
2	(10) Briefing Out - Specialist Matters	1,000	0	5,000	8,545
	(11) Conferences*	7,000	1,000	7,000	13,470
	(12) Contribution to Gibraltar Development Corporation - Staff Services (i)	33,000	33,000	30,000	51,141
	<b>Contracted Services:</b>				
	(13) Cleaning Services*	10,000	10,000	10,000	10,032
	(14) Maintenance of Air-Conditioning Units	6,000	6,000	5,000	0
	<i>Relief Cover</i>	0	0	0	0
		203,000	166,000	208,000	312,348
	<b>Advisory and Parliamentary Counsel Offices:</b>				
	(15) General Expenses	16,000	16,000	16,000	31,412
	(16) Electricity and Water	6,000	5,000	6,000	8,518
	(17) Telephone Service	25,000	16,000	30,000	38,503
	(18) Printing and Stationery	130,000	110,000	150,000	282,149
	(19) Computer and Office Equipment Expenses	1,000	1,000	1,000	0
	(20) Publications	30,000	30,000	25,000	51,981
	(21) Training Expenses*	7,000	2,000	7,000	15,440
	(22) Courier Services	2,000	1,000	4,000	4,497
	(23) Repairs and Maintenance*	1,000	1,000	1,000	420
	(24) Professional Fees*	2,500,000	3,465,000	2,000,000	7,186,329
	(25) Conferences*	40,000	12,000	65,000	96,771
	(26) Contribution to Gibraltar Development Corporation - Staff Services (i)	56,000	91,000	87,000	292,413
	<i>Postage Expenses</i>	0	1,000	1,000	558
	<i>Relief Cover</i>	0	0	0	207
		2,814,000	3,751,000	2,393,000	8,009,198
3	(1) COVID-19 Response Fund Contribution to Departmental Expenses (ii)	0	1,441	1,000	1,042
	<b>Total Other Charges</b>	<b>3,017,000</b>	<b>3,918,441</b>	<b>2,602,000</b>	<b>8,322,588</b>
	<b>TOTAL GOVERNMENT LAW OFFICES</b>				
	Payroll - Personal Emoluments	3,395,000	3,275,000	3,390,000	6,353,462
	Industrial Wages	26,000	26,000	26,000	45,366
		3,421,000	3,301,000	3,416,000	6,398,828
	Other Charges	3,017,000	3,918,441	2,602,000	8,322,588
	<b>Total Government Law Offices</b>	<b>6,438,000</b>	<b>7,219,441</b>	<b>6,018,000</b>	<b>14,721,416</b>

(i) Appendix B - Gibraltar Development Corporation (page 185)

(ii) Appendix S - COVID-19 Response Fund (page 292)

\* Appendix R - List of Retitled Subheads (page 289)

**PUBLIC SERVICE SUPPORT UNIT** <sup>(a)</sup>

- 
- (i) Minister: Chief Minister
- Controlling Officer: Chief Secretary
- 

(ii) **ESTABLISHMENT** (Source: Human Resources Department)

2022/2023	2021/2022	<b><u>PUBLIC SERVICE SUPPORT UNIT</u></b>
0	1	Senior Executive Officer
0	2	Higher Executive Officer
0	4	Executive Officer
0	3	Administrative Officer
0	3	Administrative Assistant
0	1	<b>Supernumerary Staff</b>
0	1	Executive Officer
0	1	Administrative Assistant
<u>0</u>	<u>15</u>	

---

(iii) **INDUSTRIAL STAFF**

2022/2023	2021/2022
<u>0</u>	<u>0</u>

---

(iv) **GIBRALTAR DEVELOPMENT CORPORATION STAFF**

2022/2023	2021/2022
<u>0</u>	<u>4</u>

---

**SUMMARY**

2022/2023	2021/2022	
<u>0</u>	<u>19</u>	<b>TOTAL PUBLIC SERVICE SUPPORT UNIT</b>

---

(a) As from 2022/23 function of Public Service Support Unit undertaken by the Human Resources Department

<b>PUBLIC SERVICE SUPPORT UNIT</b> (i)		<b>ESTIMATE</b>	<b>FORECAST</b>	<b>ESTIMATE</b>	<b>ACTUAL</b>
		<b>2022/2023</b>	<b>OUTTURN</b>	<b>2021/2022</b>	<b>2019/2021</b>
		<b>£</b>	<b>£</b>	<b>£</b>	<b>£</b>
<b>PAYROLL</b>					
Personal Emoluments (ii)					
<i>Salaries</i>		0	455,000	456,000	797,788
<i>Overtime:</i>					
<i>Conditioned</i>		0	0	0	0
<i>Emergency</i>		0	14,000	1,000	0
<i>Manning Level Maintenance</i>		0	0	0	0
<i>Discretionary</i>		0	0	0	123,624
		0	14,000	1,000	123,624
<i>Allowances</i>		0	26,000	20,000	38,005
<i>Temporary Assistance</i>		0	0	0	0
<i>Employer's Pension Contributions</i>		0	26,000	30,000	50,605
		0	521,000	507,000	1,010,022
<i>Industrial Wages</i>		0	0	0	0
Total Payroll		0	521,000	507,000	1,010,022
<b>OTHER CHARGES</b>					
<i>Contribution from the Consolidated Fund to the Gibraltar Development Corporation</i> (iii)		0	956,000	949,000	2,016,447
Total Other Charges		0	956,000	949,000	2,016,447
<b>TOTAL PUBLIC SERVICE SUPPORT UNIT</b>					
Payroll - Personal Emoluments		0	521,000	507,000	1,010,022
Industrial Wages		0	0	0	0
		0	521,000	507,000	1,010,022
Other Charges		0	956,000	949,000	2,016,447
Total Public Service Support Unit		0	1,477,000	1,456,000	3,026,469

(i) As from 2022/23 shown under Head 7 Human Resources (pages 34 - 35)

(ii) Up to 2021/22 services provided by Civil Servants to Gibraltar Development Corporation, reimbursed by the Gibraltar Development Corporation and reflected as income under Consolidated Fund Revenue Head 6 subhead 5 (page 11)

(iii) Appendix B - Gibraltar Development Corporation (page 185)

**HEAD 11 - OFFICE OF THE DEPUTY CHIEF MINISTER**(i) **Minister:** Deputy Chief Minister**Controlling Officer:** Principal Secretary, Operations, Deputy Chief Minister's Office**Estimate 2022/23:** £2,797,000(ii) **ESTABLISHMENT** (Source: Human Resources Department)

2022/2023	2021/2022	<b>OFFICE OF THE DEPUTY CHIEF MINISTER</b>
1	1	Senior Executive Officer
1	1	Higher Executive Officer
2	1	Executive Officer
1	1	Personal Secretary
1	1	Administrative Assistant
0	1	<b>Supernumerary Staff</b>
6	6	<i>Executive Officer</i>
2022/2023	2021/2022	<b>ARCHIVES</b>
1	1	Archivist
2	2	Administrative Officer
3	3	
2022/2023	2021/2022	
9	9	

(iii) **INDUSTRIAL STAFF**

2022/2023	2021/2022
0	0

(iv) **GIBRALTAR DEVELOPMENT CORPORATION STAFF**

2022/2023	2021/2022
1	0

**SUMMARY**

2022/2023	2021/2022	<b>TOTAL OFFICE OF THE DEPUTY CHIEF MINISTER</b>
10	9	

HEAD 11 - OFFICE OF THE DEPUTY CHIEF MINISTER		ESTIMATE	FORECAST	ESTIMATE	ACTUAL
		2022/2023	OUTTURN 2021/2022	2021/2022	2019/2021
		£	£	£	£
<b>PAYROLL</b>					
<b>General Office:</b>					
1	(1) Personal Emoluments				
	(a) Salaries	230,000	228,000	227,000	466,967
	(b) Overtime:				
	(i) Conditioned	0	0	0	0
	(ii) Emergency	1,000	21,000	1,000	0
	(iii) Manning Level Maintenance	0	0	0	0
	(iv) Discretionary	0	0	0	84,903
		1,000	21,000	1,000	84,903
	(c) Allowances	6,000	5,000	6,000	12,808
	(d) Employer's Pension Contributions	3,000	4,000	3,000	542
		240,000	258,000	237,000	565,220
<b>Archives:</b>					
Personal Emoluments					
	(e) Salaries	108,000	107,000	107,000	210,675
	(f) Overtime:				
	(i) Conditioned	0	0	0	0
	(ii) Emergency	1,000	0	1,000	0
	(iii) Manning Level Maintenance	0	0	0	0
	(iv) Discretionary	0	0	0	21,995
		1,000	0	1,000	21,995
	(g) Allowances	1,000	0	1,000	1,489
	(h) Employer's Pension Contributions	0	0	0	0
		110,000	107,000	109,000	234,159
		350,000	365,000	346,000	799,379
	(2) Industrial Wages	0	0	0	0
	<b>Total Payroll</b>	<b>350,000</b>	<b>365,000</b>	<b>346,000</b>	<b>799,379</b>
<b>OTHER CHARGES</b>					
<b>General Office:</b>					
2	(1) General Expenses	2,000	2,000	2,000	4,774
	(2) Electricity and Water	0	0	0	0
	(3) Telephone Service	9,000	7,000	9,000	17,265
	(4) Printing and Stationery	4,000	2,000	4,000	7,645
	(5) Computer and Office Equipment Expenses	1,000	1,000	1,000	0
	(6) London Office - Gibraltar Strand Management Company Limited	1,200,000	1,110,000	1,200,000	2,467,816
	(7) Brussels Office	260,000	150,000	260,000	345,187
	(8) UK Parliamentary Consultancy	113,000	113,000	113,000	166,084
	(9) Government Communication, Information and Lobbying	300,000	130,000	350,000	679,656
	(10) Lands Advertising and Official Notices	100,000	121,000	100,000	202,116
	(11) Self Determination Seminar and Promotion	100,000	2,000	100,000	67,339
	(12) Land and Property Management	75,000	42,000	100,000	151,945
	(13) Work in relation to the UK departure from the EU (i)	125,000	140,000	125,000	281,006
	<i>carried forward</i>	<b>2,289,000</b>	<b>1,820,000</b>	<b>2,364,000</b>	<b>4,390,833</b>

(i) Up to 2019/21 titled 'Work in relation to the planned UK departure from the EU'

HEAD 11 - OFFICE OF THE DEPUTY CHIEF MINISTER (cont)		ESTIMATE	FORECAST	ESTIMATE	ACTUAL
		2022/2023	OUTTURN 2021/2022	2021/2022	2019/2021
	<i>brought forward</i>	£ 2,289,000	£ 1,820,000	£ 2,364,000	£ 4,390,833
	<b>OTHER CHARGES (cont)</b>				
	<b>General Office: (cont)</b>				
2	(14) Commonwealth Foundation Membership	14,000	13,000	14,000	33,510
	(15) Commonwealth Events and Business Development	20,000	2,000	20,000	32,427
	(16) Commonwealth Local Government Forum	4,000	4,000	4,000	0
	(17) Commonwealth Enterprise and Investment Council	52,000	43,000	46,000	0
	(18) The Mount Expenses (i)	5,000	4,000	5,000	0
	<b>Contracted Services:</b>				
	<i>Algeciras Ferry</i>	0	420,000	435,000	295,546
	<i>Frontier Monitoring Expenses (ii)</i>	0	0	0	1,552,520
	<i>Relief Cover</i>	0	0	0	0
	<i>Hong Kong Office</i>	0	8,000	0	795,004
		2,384,000	2,314,000	2,888,000	7,099,840
	<b>Archives:</b>				
	(19) General Expenses*	40,000	32,000	35,000	66,234
	(20) Contribution to Gibraltar Development Corporation - Staff Services (iii)	23,000	0	0	0
		63,000	32,000	35,000	66,234
3	(1) COVID-19 Response Fund Contribution to Departmental Expenses (iv)	0	50	1,000	527
	<b>Total Other Charges</b>	<b>2,447,000</b>	<b>2,346,050</b>	<b>2,924,000</b>	<b>7,166,601</b>
	<b>TOTAL OFFICE OF THE DEPUTY CHIEF MINISTER</b>				
	Payroll - Personal Emoluments	350,000	365,000	346,000	799,379
	Industrial Wages	0	0	0	0
		350,000	365,000	346,000	799,379
	Other Charges	2,447,000	2,346,050	2,924,000	7,166,601
	<b>Total Office of the Deputy Chief Minister</b>	<b>2,797,000</b>	<b>2,711,050</b>	<b>3,270,000</b>	<b>7,965,980</b>

- (i) Up to 2019/21 shown under Head 2 No.6 Convent Place (page 23)  
(ii) From 2021/22 shown under Head 26 Justice (page 92)  
(iii) Appendix B - Gibraltar Development Corporation (page 185)  
(iv) Appendix S - COVID-19 Response Fund (page 292)  
\* Appendix R - List of Retitled Subheads (page 289)



**HEAD 12 - CIVIL AVIATION**

(i) Minister: Deputy Chief Minister

Controlling Officer: Chief Secretary

Estimate 2022/23: £2,987,000

(ii) **ESTABLISHMENT** (Source: Human Resources Department)

2022/2023	2021/2022	<b><u>CIVIL AVIATION</u></b>
1	1	Director, Civil Aviation
<u>1</u>	<u>1</u>	

(iii) **INDUSTRIAL STAFF**

2022/2023	2021/2022
0	0
<u>0</u>	<u>0</u>

(iv) **GIBRALTAR DEVELOPMENT CORPORATION STAFF**

2022/2023	2021/2022
0	0
<u>0</u>	<u>0</u>

**SUMMARY**

2022/2023	2021/2022	
<u>1</u>	<u>1</u>	<b>TOTAL CIVIL AVIATION</b>

<b>HEAD 12 - CIVIL AVIATION</b>		<b>ESTIMATE 2022/2023</b>	<b>FORECAST OUTTURN 2021/2022</b>	<b>ESTIMATE 2021/2022</b>	<b>ACTUAL 2019/2021</b>
		<b>£</b>	<b>£</b>	<b>£</b>	<b>£</b>
1	<b><u>PAYROLL</u></b>				
	(1) Personal Emoluments				
	(a) Salaries	113,000	113,000	113,000	224,006
	(b) Overtime:				
	(i) Conditioned	0	0	0	0
	(ii) Emergency	0	0	0	0
	(iii) Manning Level Maintenance	0	0	0	0
	(iv) Discretionary	0	0	0	0
		0	0	0	0
	(c) Allowances	0	0	0	0
	(d) Temporary Assistance	0	0	0	0
	(e) Gratuities	28,000	28,000	28,000	55,445
(f) Employer's Pension Contributions	0	0	0	0	
	141,000	141,000	141,000	279,451	
(2) Industrial Wages	0	0	0	0	
	<b>Total Payroll</b>	<b>141,000</b>	<b>141,000</b>	<b>141,000</b>	<b>279,451</b>
2	<b><u>OTHER CHARGES</u></b>				
	(1) General Expenses	7,000	3,000	7,000	11,453
	(2) Regulatory Support	203,000	165,000	130,000	185,979
	(3) Contribution towards Aerodrome Running Expenses	2,636,000	2,600,000	2,650,000	5,094,515
	<i>Aviation Security</i>	0	0	0	54,267
	<i>Relief Cover</i>	0	0	0	0
3	(1) COVID-19 Response Fund Contribution to Departmental Expenses (i)	0	0	1,000	0
	<b>Total Other Charges</b>	<b>2,846,000</b>	<b>2,768,000</b>	<b>2,788,000</b>	<b>5,346,214</b>
<b><u>TOTAL CIVIL AVIATION</u></b>					
	Payroll - Personal Emoluments	141,000	141,000	141,000	279,451
	Industrial Wages	0	0	0	0
		141,000	141,000	141,000	279,451
	Other Charges	2,846,000	2,768,000	2,788,000	5,346,214
	<b>Total Civil Aviation</b>	<b>2,987,000</b>	<b>2,909,000</b>	<b>2,929,000</b>	<b>5,625,665</b>

(i) Appendix S - COVID-19 Response Fund (page 292)

**HEAD 13 - ENVIRONMENT**

(i) **Minister:** Minister for the Environment, Sustainability, Climate Change and Education

**Controlling Officer:** Chief Executive (Environment)

**Estimate 2022/23:** £15,890,000

(ii) **ESTABLISHMENT** (Source: Human Resources Department)

		<b>ENVIRONMENT</b>	
		<b>MINISTERIAL OFFICE</b>	
2022/2023	2021/2022	Executive Officer	
1	0	Higher Executive Officer	
0	1	Administrative Officer	
0	1		
<u>1</u>	<u>2</u>		
		<b>DEPARTMENT OF THE ENVIRONMENT</b>	
2022/2023	2021/2022	Senior Officer	
1	1	Senior Executive Officer	
1	1	Senior Professional and Technology Officer	
3	3	Higher Executive Officer	
3	3	Higher Professional and Technology Officer	
2	2	Executive Officer	
4	4	Professional and Technology Officer	
3	5	Administrative Officer	
1	1	Clerk/Wordprocessor	
<u>19</u>	<u>21</u>		
		<b>CEMETERIES</b>	
2022/2023	2021/2022	Professional and Technology Officer (a)	
2	2		
<u>2</u>	<u>2</u>		
		<b>CLEANSING SECTION</b>	
2022/2023	2021/2022	Higher Professional and Technology Officer	
1	1	Environmental Monitor	
2	3	Technical Grade 1	
1	1		
0	1		
<u>4</u>	<u>6</u>		
		<b>Supernumerary Staff</b>	
		<i>Technical Grade 1</i>	
		<b>ENFORCEMENT</b>	
2022/2023	2021/2022	Higher Executive Officer	
1	1	Environmental Protection Officer (EO) (b)	
2	2	Assistant Environmental Protection Officer (AO)	
1	6		
<u>4</u>	<u>9</u>		
2022/2023	2021/2022		
30	40		

(a) One Works Supervisor in a Professional and Technology Officer post

(b) One Executive Officer post held by an Instructional Officer on a personal to holder basis

**HEAD 13 - ENVIRONMENT** (cont)**(iii) INDUSTRIAL STAFF**

2022/2023	2021/2022
10	10

**(iv) GIBRALTAR DEVELOPMENT CORPORATION STAFF**

2022/2023	2021/2022
15	15

**SUMMARY**

2022/2023	2021/2022
55	65

**TOTAL ENVIRONMENT**

HEAD 13 - ENVIRONMENT		ESTIMATE	FORECAST	ESTIMATE	ACTUAL
		2022/2023	OUTTURN 2021/2022	2021/2022	2019/2021
		£	£	£	£
<b>PAYROLL</b>					
1	(1) Personal Emoluments				
	<b>General Office:</b>				
	(a) Salaries	24,000	65,000	76,000	148,936
	(b) Overtime:				
	(i) Conditioned	0	0	0	0
	(ii) Emergency	1,000	7,000	1,000	0
	(iii) Manning Level Maintenance	0	0	0	0
	(iv) Discretionary	0	0	0	19,041
		1,000	7,000	1,000	19,041
	(c) Allowances	3,000	0	0	1,142
	(d) Employer's Pension Contributions	4,000	3,000	5,000	9,311
		32,000	75,000	82,000	178,430
	<b>Environment:</b>				
	(e) Salaries	822,000	824,000	945,000	1,583,486
	(f) Overtime:				
	(i) Conditioned	0	0	0	0
	(ii) Emergency	1,000	41,000	1,000	0
	(iii) Manning Level Maintenance	0	0	0	0
	(iv) Discretionary	0	0	0	142,721
		1,000	41,000	1,000	142,721
	(g) Allowances	15,000	12,000	15,000	29,152
	(h) Employer's Pension Contributions	38,000	41,000	47,000	64,898
		876,000	918,000	1,008,000	1,820,257
	<b>Cemeteries:</b>				
	(i) Salaries	82,000	82,000	82,000	263,993
	(j) Overtime:				
	(i) Conditioned	0	0	0	0
	(ii) Emergency	1,000	89,000	1,000	0
	(iii) Manning Level Maintenance	0	0	0	0
	(iv) Discretionary	0	0	0	384,251
		1,000	89,000	1,000	384,251
	(k) Allowances	0	0	1,000	319
	(l) Employer's Pension Contributions	0	0	0	0
		83,000	171,000	84,000	648,563
	<b>Cleansing Section:</b>				
	(m) Salaries	160,000	160,000	160,000	378,067
	(n) Overtime:				
	(i) Conditioned	0	0	0	0
	(ii) Emergency	1,000	1,000	1,000	0
	(iii) Manning Level Maintenance	0	0	0	0
	(iv) Discretionary	0	0	0	106,424
		1,000	1,000	1,000	106,424
	(o) Allowances	4,000	3,000	4,000	12,836
	(p) Employer's Pension Contributions	0	0	0	0
		165,000	164,000	165,000	497,327
	<b>Enforcement:</b>				
	(q) Salaries	106,000	115,000	129,000	377,607
	(r) Overtime:				
	(i) Conditioned	0	35,000	60,000	0
	(ii) Emergency	1,000	3,000	0	0
	(iii) Manning Level Maintenance	0	0	0	0
	(iv) Discretionary	0	0	0	142,913
		1,000	38,000	60,000	142,913
	(s) Allowances	40,000	44,000	20,000	42,479
	(t) Employer's Pension Contributions	5,000	6,000	8,000	16,567
		152,000	203,000	217,000	579,566
		1,308,000	1,531,000	1,556,000	3,724,143
	<i>carried forward</i>	1,308,000	1,531,000	1,556,000	3,724,143

HEAD 13 - ENVIRONMENT (cont)		ESTIMATE	FORECAST	ESTIMATE	ACTUAL
		2022/2023	OUTTURN 2021/2022	2021/2022	2019/2021
		£	£	£	£
	<i>brought forward</i>	1,308,000	1,531,000	1,556,000	3,724,143
1	<b>PAYROLL</b> (cont)				
	(2) Industrial Wages				
	<b>Cemeteries:</b>				
	(a) Basic Wages	226,000	229,000	225,000	447,022
	(b) Overtime:				
	(i) Conditioned	0	0	0	0
	(ii) Emergency	1,000	140,000	80,000	0
	(iii) Manning Level Maintenance	0	0	0	0
	(iv) Discretionary	0	0	0	332,093
		1,000	140,000	80,000	332,093
	(c) Allowances	0	0	0	0
	(d) Employer's Pension Contributions	0	0	0	0
		227,000	369,000	305,000	779,115
	<b>Apes Management:</b>				
	(e) Basic Wages	50,000	50,000	50,000	98,578
	(f) Overtime:				
	(i) Conditioned	0	0	0	0
	(ii) Emergency	0	0	0	0
	(iii) Manning Level Maintenance	0	0	0	0
	(iv) Discretionary	38,000	39,000	38,000	81,371
		38,000	39,000	38,000	81,371
	(g) Allowances	10,000	8,000	10,000	15,133
	(h) Employer's Pension Contributions	9,000	9,000	8,000	16,749
		107,000	106,000	106,000	211,831
	<b>Cleansing Section:</b>				
	<i>Basic Wages</i>	0	0	0	12,687
	<i>Overtime:</i>				
	<i>Conditioned</i>	0	0	0	0
	<i>Emergency</i>	0	0	0	0
	<i>Manning Level Maintenance</i>	0	0	0	0
	<i>Discretionary</i>	0	0	0	1,748
		0	0	0	1,748
	<i>Allowances</i>	0	0	0	0
	<i>Employer's Pension Contributions</i>	0	0	0	0
		0	0	0	14,435
		334,000	475,000	411,000	1,005,381
	<b>Total Payroll</b>	<b>1,642,000</b>	<b>2,006,000</b>	<b>1,967,000</b>	<b>4,729,524</b>
2	<b>OTHER CHARGES</b>				
	(1) General Expenses	73,000	64,000	64,000	0
	<i>Ministry</i>	0	0	0	22,335
	<i>Environment</i>	0	0	0	21,834
	<i>Enforcement</i>	0	0	0	72,640
	<i>Diving Section</i>	0	0	0	4,986
		73,000	64,000	64,000	121,795
	(2) Electricity and Water	7,000	7,000	7,000	12,692
	(3) Telephone Service	30,000	29,000	30,000	55,435
	(4) Printing and Stationery	10,000	10,000	10,000	21,730
	(5) Computer and Office Equipment Expenses	1,000	1,000	1,000	0
	(6) Cemeteries Expenses	23,000	23,000	17,000	31,418
	(7) Public Awareness Programme	15,000	14,000	15,000	38,677
	(8) Contribution to Gibraltar Development Corporation - Staff Services (i)	692,000	673,000	609,000	1,088,339
	<i>Public Health</i>	0	11,000	10,000	61,258
	<i>Climate Change</i>	0	0	1,000	360
	<i>carried forward</i>	<b>851,000</b>	<b>832,000</b>	<b>764,000</b>	<b>1,431,704</b>

GOVERNMENT OF GIBRALTAR ESTIMATES 2022/2023

HEAD 13 - ENVIRONMENT (cont)		ESTIMATE	FORECAST	ESTIMATE	ACTUAL
		2022/2023	OUTTURN 2021/2022	2021/2022	2019/2021
		£	£	£	£
	<i>brought forward</i>	851,000	832,000	764,000	1,431,704
	<b>OTHER CHARGES (cont)</b>				
2	(9) Uniforms and Protective Clothing*	5,000	5,000	4,000	5,110
	(10) Litter Control and Associated Costs*	1,000	1,000	1,000	882
	(11) Upkeep of Public Places - Materials and Sundry Costs	100,000	109,000	100,000	213,344
	(12) Contract Officers*	54,000	124,000	31,000	247,117
	<i>Contract Officers - General Expenses*</i>	0	6,000	1,000	19,858
	<b>Contracted Services:</b>				
	(13) Upper Rock Maintenance	190,000	138,000	180,000	315,777
	(14) Cleaning of Streets and Public Places	6,680,000	6,260,000	6,245,000	12,857,336
	(15) Upkeep of Planted Areas	765,000	840,000	765,000	1,547,721
	(16) Town Parks (i)	410,000	400,000	350,000	589,165
	(17) Cleaning Services*	21,000	22,000	19,000	26,209
	(18) Maintenance of Air Conditioning Units	8,000	3,000	8,000	5,499
	(19) Environmental Health - Environmental Agency Ltd	1,850,000	1,891,000	1,850,000	3,644,031
	(20) Air Quality Monitoring - Environmental Agency Ltd	500,000	641,000	460,000	908,243
	(21) Natural History - Trust for Natural History and Helping Hand Trust	40,000	45,000	40,000	78,333
	(22) Running of Alameda Gardens - Wildlife Ltd	1,250,000	1,205,000	1,213,000	2,418,214
	(23) Apes Management Expenses, Health Care and Food	380,000	410,000	380,000	769,682
	(24) Animal Welfare and Conservation - Animal Welfare Centre	180,000	150,000	156,000	300,701
	(25) Control of Seagulls	285,000	260,000	250,000	541,195
	(26) Surveillance, Monitoring and Other Compliance with Environmental Directives	250,000	275,000	250,000	766,547
	(27) Automated Public Toilets - Call Centre Charges	7,000	6,000	7,000	10,800
	(28) Obligations under Radiation Regulations 2004	10,000	8,000	10,000	11,101
	(29) Conservation Measures	30,000	28,000	20,000	62,505
	(30) Security Services*	80,000	80,000	80,000	145,562
	(31) ICCAT, Waste and Other Associated Costs	151,000	145,000	150,000	255,055
	(32) Upkeep of Cemeteries - Greenarc	105,000	90,000	105,000	206,856
	(33) Leasing Agreements	45,000	0	0	0
	<i>Secondment</i>	0	0	0	112,689
	<i>Relief Cover</i>	0	3,000	0	75,972
	<i>Ex-Gratia Payments</i>	0	0	0	5,190
3	(1) COVID-19 Response Fund Contribution to Departmental Expenses (ii)	0	32,497	35,000	278,002
	<b>Total Other Charges</b>	<b>14,248,000</b>	<b>14,009,497</b>	<b>13,474,000</b>	<b>27,850,400</b>
	<b>TOTAL ENVIRONMENT</b>				
	Payroll - Personal Emoluments	1,308,000	1,531,000	1,556,000	3,724,143
	Industrial Wages	334,000	475,000	411,000	1,005,381
		1,642,000	2,006,000	1,967,000	4,729,524
	Other Charges	14,248,000	14,009,497	13,474,000	27,850,400
	<b>Total Environment</b>	<b>15,890,000</b>	<b>16,015,497</b>	<b>15,441,000</b>	<b>32,579,924</b>

(i) Up to 2019/21 titled 'Commonwealth Park'

(ii) Appendix S - COVID-19 Response Fund (page 292)

\* Appendix R - List of Retitled Subheads (page 289)

**HEAD 14 - COLLECTION AND DISPOSAL OF REFUSE**

---

(i) Minister: Minister for the Environment, Sustainability, Climate Change and Education

Controlling Officer: Chief Executive (Environment)

Estimate 2022/23: £7,849,000

---



GOVERNMENT OF GIBRALTAR ESTIMATES 2022/2023

HEAD 14 - COLLECTION AND DISPOSAL OF REFUSE		ESTIMATE	FORECAST	ESTIMATE	ACTUAL
		2022/2023	OUTTURN 2021/2022	2021/2022	2019/2021
		£	£	£	£
1	<u>PAYROLL</u>				
	(1) Personal Emoluments	0	0	0	0
	(2) Industrial Wages	0	0	0	0
	Total Payroll	0	0	0	0
2	<u>OTHER CHARGES</u>				
	<b>Collection Services provided by Gibraltar Industrial Cleaners Ltd:</b>				
	(1) Wages	2,130,000	1,840,000	2,055,000	3,924,702
	(2) Overtime:				
	(I) Conditioned	0	0	0	0
	(II) Emergency	1,000	215,000	0	0
	(III) Manning Level Maintenance	0	835,000	450,000	0
	(IV) Discretionary	0	0	0	0
	<i>Overtime</i>	0	0	0	1,676,105
		1,000	1,050,000	450,000	1,676,105
	(3) Allowances	80,000	70,000	80,000	158,589
	(4) Employer's Social Insurance Contributions	125,000	103,000	95,000	188,584
	(5) Employer's Pension Contributions	290,000	275,000	290,000	574,774
	(6) Other Costs	155,000	156,000	155,000	371,789
	2,781,000	3,494,000	3,125,000	6,894,543	
(7) Waste Contingency Expenses	68,000	185,000	0	0	
<b>Contracted Services:</b>					
(8) Disposal of Refuse	2,000,000	1,540,000	1,750,000	3,263,248	
(9) Disposal of Other Items	3,000,000	2,415,000	2,000,000	4,627,999	
3	(1) COVID-19 Response Fund				
	Contribution to Departmental Expenses (i)	0	14,625	20,000	26,957
	Total Other Charges	7,849,000	7,648,625	6,895,000	14,812,747
<b>TOTAL COLLECTION AND DISPOSAL OF REFUSE</b>					
	Payroll - Personal Emoluments	0	0	0	0
	Industrial Wages	0	0	0	0
		0	0	0	0
	Other Charges	7,849,000	7,648,625	6,895,000	14,812,747
	Total Collection and Disposal of Refuse	7,849,000	7,648,625	6,895,000	14,812,747

(i) Appendix S - COVID-19 Response Fund (page 292)

**HEAD 15 - UPPER ROCK TOURIST SITES AND BEACHES**

(i) **Minister:** Minister for the Environment, Sustainability, Climate Change and Education

**Controlling Officer:** Chief Executive (Environment)

**Estimate 2022/23:** £4,624,000

(ii) **ESTABLISHMENT** (Source: Human Resources Department)

2022/2023	2021/2022	<b><u>UPPER ROCK TOURIST SITES AND BEACHES</u></b>
1	1	Higher Executive Officer
2	2	Executive Officer
3	5	Upper Rock Shift Leader
20	24	Upper Rock Site Officer
1	2	Administrative Officer
3	2	Administrative Assistant
0	1	Security Guard/Car Park Attendant
<b>30</b>	<b>37</b>	

(iii) **INDUSTRIAL STAFF**

2022/2023	2021/2022
<b>5</b>	<b>5</b>

(iv) **GIBRALTAR DEVELOPMENT CORPORATION STAFF**

2022/2023	2021/2022
<b>24</b>	<b>26</b>

**SUMMARY**

2022/2023	2021/2022	<b>TOTAL UPPER ROCK TOURIST SITES AND BEACHES</b>
<b>59</b>	<b>68</b>	

HEAD 15 - UPPER ROCK TOURIST SITES AND BEACHES		ESTIMATE	FORECAST	ESTIMATE	ACTUAL
		2022/2023	OUTTURN 2021/2022	2021/2022	2019/2021
		£	£	£	£
<b>PAYROLL</b>					
1	(1) Personal Emoluments				
	<b>Sites:</b>				
	(a) Salaries	730,000	765,000	912,000	1,548,491
	(b) Overtime:				
	(i) Conditioned	230,000	180,000	230,000	0
	(ii) Emergency	0	5,000	0	0
	(iii) Manning Level Maintenance	0	95,000	0	0
	(iv) Discretionary	0	0	0	506,931
		230,000	280,000	230,000	506,931
	(c) Allowances	117,000	115,000	117,000	208,668
	(d) Temporary Assistance	0	0	0	649,243
	(e) Employer's Pension Contributions	111,000	106,000	135,000	214,208
		1,188,000	1,266,000	1,394,000	3,127,541
	<b>Beaches:</b>				
	(f) Salaries	211,000	203,000	196,000	453,979
	(g) Overtime:				
	(i) Conditioned	0	0	0	0
	(ii) Emergency	1,000	2,000	1,000	0
	(iii) Manning Level Maintenance	0	0	0	0
	(iv) Discretionary	0	0	0	43,161
		1,000	2,000	1,000	43,161
	(h) Allowances	11,000	17,000	12,000	24,800
	(i) Temporary Assistance	0	0	0	0
	(j) Employer's Pension Contributions	36,000	35,000	34,000	76,883
		259,000	257,000	243,000	598,823
		1,447,000	1,523,000	1,637,000	3,726,364
	(2) Industrial Wages				
	<b>Sites:</b>				
	(a) Basic Wages	87,000	84,000	87,000	224,815
	(b) Overtime:				
	(i) Conditioned	42,000	60,000	48,000	0
	(ii) Emergency	0	0	0	0
	(iii) Manning Level Maintenance	0	0	0	0
	(iv) Discretionary	0	0	0	115,542
		42,000	60,000	48,000	115,542
	(c) Allowances	12,000	12,000	11,000	20,768
	(d) Employer's Pension Contributions	11,000	11,000	11,000	28,475
		152,000	167,000	157,000	389,600
	<b>Total Payroll</b>	<b>1,599,000</b>	<b>1,690,000</b>	<b>1,794,000</b>	<b>4,115,964</b>
<b>OTHER CHARGES</b>					
	<b>Sites:</b>				
2	(1) General Expenses	9,000	9,000	9,000	34,584
	(2) Electricity and Water	55,000	60,000	48,000	96,436
	(3) Telephone Service	20,000	36,000	12,000	42,981
	(4) Printing and Stationery	15,000	10,000	15,000	25,718
	(5) Computer and Office Equipment Expenses	1,000	1,000	1,000	0
	(6) Transport Expenses	1,000	4,000	4,000	8,248
	(7) Repairs and Maintenance	100,000	140,000	100,000	167,316
	(8) Cleaning Expenses*	20,000	6,000	20,000	10,466
	(9) Uniforms and Protective Clothing*	14,000	12,000	12,000	15,382
	<i>carried forward</i>	235,000	278,000	221,000	401,131

\* Appendix R - List of Retitled Subheads (page 289)

HEAD 15 - UPPER ROCK TOURIST SITES AND BEACHES (cont)		ESTIMATE	FORECAST	ESTIMATE	ACTUAL
		2022/2023	OUTTURN 2021/2022	2021/2022	2019/2021
	<i>brought forward</i>	£ 235,000	£ 278,000	£ 221,000	£ 401,131
	<b>OTHER CHARGES (cont)</b>				
	<b>Sites: (cont)</b>				
2	(10) Contribution to Gibraltar Development Corporation - Staff Services (i)	827,000	955,000	870,000	1,439,610
	(11) Leasing Agreements	9,000	0	0	0
	<b>Contracted Services:</b>				
	(12) Upkeep of Planted Areas *	2,000	1,000	1,000	2,300
	(13) Security Services*	275,000	285,000	210,000	404,479
	(14) Cleaning Services*	69,000	73,000	69,000	112,209
	(15) CCTV	32,000	31,000	20,000	55,661
	(16) Sites Management Systems	950,000	940,000	550,000	613,030
		2,399,000	2,563,000	1,941,000	3,028,420
	<b>Beaches:</b>				
	(17) General Expenses	15,000	14,000	15,000	33,924
	(18) Telephone Service	6,000	2,000	2,000	12,355
	(19) Uniforms and Protective Clothing*	10,000	7,000	10,000	23,011
	(20) Training Expenses*	15,000	15,000	15,000	30,433
	(21) Transport Expenses*	1,000	5,000	5,000	7,826
	(22) Repairs and Maintenance	20,000	22,000	20,000	59,895
	(23) Bathing Pavilion Expenses*	25,000	20,000	20,000	21,399
	(24) Contribution to Gibraltar Development Corporation - Staff Services (i)	458,000	450,000	458,000	837,504
	(25) Leasing Agreements	5,000	0	0	0
	(26) Relief Cover	11,000	6,000	11,000	0
	<b>Contracted Services:</b>				
	(27) Beach Services*	60,000	47,000	45,000	120,920
		626,000	588,000	601,000	1,147,267
	<i>Secondment</i>	0	0	0	20,815
3	(1) COVID-19 Response Fund Contribution to Departmental Expenses (ii)	0	1,372	1,000	30,518
	<b>Total Other Charges</b>	<b>3,025,000</b>	<b>3,152,372</b>	<b>2,543,000</b>	<b>4,227,020</b>
	<b>TOTAL UPPER ROCK TOURIST SITES AND BEACHES</b>				
	Payroll - Personal Emoluments	1,447,000	1,523,000	1,637,000	3,726,364
	Industrial Wages	152,000	167,000	157,000	389,600
		1,599,000	1,690,000	1,794,000	4,115,964
	Other Charges	3,025,000	3,152,372	2,543,000	4,227,020
	<b>Total Upper Rock Tourist Sites and Beaches</b>	<b>4,624,000</b>	<b>4,842,372</b>	<b>4,337,000</b>	<b>8,342,984</b>

(i) Appendix B - Gibraltar Development Corporation (page 185)

(ii) Appendix S - COVID-19 Response Fund (page 292)

\* Appendix R - List of Retitled Subheads (page 289)

**HEAD 16 - EDUCATION**(i) **Minister:** Minister for the Environment, Sustainability, Climate Change and Education**Controlling Officer:** Director of Education**Estimate 2022/23:** £62,885,000(ii) **ESTABLISHMENT** (Source: Human Resources Department)**EDUCATION**

2022/2023	2021/2022	<b>HEAD OFFICE</b>
1	1	Director of Education
1	1	Senior Education Adviser
2	2	Educational Psychologist
4	4	School Counsellor
4	4	Education Adviser
1	1	Senior Executive Officer
2	2	Higher Executive Officer
5	6	Executive Officer
6	7	Administrative Officer
4	4	Administrative Assistant
1	1	Clerk / Wordprocessor
1	1	School Bus Driver/Support Services Assistant
0	1	Messenger
0	1	<b>Supernumerary</b>
32	36	Executive Officer

2022/2023	2021/2022	<b>SCHOOLS</b>
14	14	Headteacher
1	1	Principal
18	18	Deputy Headteacher
471	370	Teacher (a)
6	6	Instructor
3	1	Executive Officer
1	1	Administrative Officer
19	19	School Secretary
2	2	Senior Technician
12	11	Technician (Laboratory/Design and Technology)
4	4	Assistant (Art Room/Design and Technology)
1	1	Nursery Officer
2	2	School Nurse
5	5	Nursery Nurse (b)
1	1	Nursery Assistant
2	2	Special Needs Learning Support Assistant (Specialist)
215	93	Special Needs Learning Support Assistant (c)
1	1	Special Needs Learning Support Assistant & Vehicle Escort
1	1	Supported Internship/Employment Co-ordinator
1	1	Library and Resources Assistant
1	1	School Librarian
1	1	<b>Supernumerary</b>
782	556	School Librarian

2022/2023	2021/2022
814	592

(a) Includes 13 Teachers on Career Breaks

(b) Includes 1 Nursery Nurse on Career Break

(c) Includes 3 Special Needs Learning Support Assistant on Career Breaks

**HEAD 16 - EDUCATION** (cont)**(iii) INDUSTRIAL STAFF**

2022/2023	2021/2022
<u>303</u>	<u>273</u>

**(iv) GIBRALTAR DEVELOPMENT CORPORATION STAFF**

2022/2023	2021/2022
<u>6</u>	<u>4</u>

**SUMMARY**

2022/2023	2021/2022	
<u>1123</u>	<u>869</u>	<b>TOTAL EDUCATION</b>

HEAD 16 - EDUCATION		ESTIMATE	FORECAST	ESTIMATE	ACTUAL
		2022/2023	OUTTURN 2021/2022	2021/2022	2019/2021
		£	£	£	£
1	<b>PAYROLL</b>				
	(1) Personal Emoluments				
	(a) Salaries	32,267,000	25,500,000	26,800,000	49,880,273
	(b) Overtime:				
	(i) Conditioned	0	47,000	49,000	62,755
	(ii) Emergency	1,000	2,000	0	0
	(iii) Manning Level Maintenance	0	0	0	0
	(iv) Discretionary	0	0	0	184,862
		1,000	49,000	49,000	247,617
	(c) Allowances	250,000	485,000	370,000	746,044
	(d) Temporary Assistance:				
	(i) Specialists	1,000	1,210,000	750,000	2,038,031
	(ii) Special Needs Learning Support Assistants	1,000	2,485,000	1,400,000	3,076,700
	(iii) Cover for Maternity/Paternity	1,000	1,010,000	800,000	1,336,015
	(iv) Temporary Cover	1,000	3,115,000	1,400,000	3,947,275
	(v) Adult Education	100,000	80,000	120,000	182,799
	<i>Prison Enterprise (i)</i>	0	11,000	10,000	21,651
		104,000	7,911,000	4,480,000	10,602,471
	(e) Employer's Pension Contributions	2,307,000	1,795,000	1,700,000	2,868,916
		34,929,000	35,740,000	33,399,000	64,345,321
	(2) Industrial Wages				
(a) Basic Wages	3,690,000	2,865,000	2,607,000	6,374,025	
(b) Overtime:					
(i) Conditioned	0	85,000	135,000	139,630	
(ii) Emergency	1,000	70,000	0	0	
(iii) Manning Level Maintenance	0	0	0	0	
(iv) Discretionary	0	0	0	123,434	
	1,000	155,000	135,000	263,064	
(c) Allowances	160,000	180,000	140,000	288,687	
(d) Temporary Assistance	300,000	745,000	300,000	0	
(e) Employer's Pension Contributions	270,000	205,000	185,000	370,621	
	4,421,000	4,150,000	3,367,000	7,296,397	
	<b>Total Payroll</b>	<b>39,350,000</b>	<b>39,890,000</b>	<b>36,766,000</b>	<b>71,641,718</b>
2	<b>OTHER CHARGES</b>				
	<b>General Office:</b>				
	(1) General Expenses	5,000	5,000	5,000	8,435
	(2) Electricity and Water	6,000	4,000	6,000	9,520
	(3) Telephone Service	20,000	10,000	20,000	37,396
	(4) Printing and Stationery	8,000	4,000	8,000	15,200
	(5) Computer and Office Equipment Expenses	1,000	1,000	1,000	0
	(6) Postage Expenses	3,000	3,000	4,000	8,566
	(7) Gibraltar College	35,000	20,000	40,000	42,358
	(8) Teachers' Centre Running Expenses	6,000	3,000	6,000	12,090
	(9) Teacher Training Expenses	50,000	46,000	50,000	48,486
	(10) Special Education Abroad	340,000	325,000	60,000	156,805
	(11) Nurseries	1,000	0	1,000	0
	(12) Training and Development Courses	250,000	235,000	375,000	528,404
	(13) Student Support	10,000	0	10,000	10,937
	(14) Project Search	1,000	1,000	1,000	61
(15) Contribution to Gibraltar Development Corporation - Staff Services (ii)	167,000	156,000	135,000	297,210	
	<i>carried forward</i>	903,000	813,000	722,000	1,175,468

- (i) From 2022/23 shown under 'Other Charges' subhead 2(21) Prison Enterprise (page 64)
- (ii) Appendix B - Gibraltar Development Corporation (page 185)

HEAD 16 - EDUCATION (cont)		ESTIMATE	FORECAST	ESTIMATE	ACTUAL
		2022/2023	OUTTURN 2021/2022	2021/2022	2019/2021
	<i>brought forward</i>	£ 903,000	£ 813,000	£ 722,000	£ 1,175,468
	<b>OTHER CHARGES (cont)</b>				
	<b>General Office: (cont)</b>				
2	(16) Scholarships (i)				
	(a) Mandatory	16,500,000	15,456,000	16,000,000	32,897,836
	(b) Discretionary	1,000,000	965,000	600,000	2,688,452
		17,500,000	16,421,000	16,600,000	35,586,288
	(17) Teaching and Learning of Digital Technologies - Training	60,000	50,000	60,000	59,467
	(18) Teaching and Learning of Digital Technologies - Licensing	23,000	15,000	23,000	8,569
	(19) Vocational Courses	130,000	70,000	90,000	71,036
	<b>Contracted Services:</b>				
	(20) Cleaning Services*	27,000	24,000	27,000	47,542
	(21) Prison Enterprise (ii)	10,000	0	0	0
		18,653,000	17,393,000	17,522,000	36,948,370
	<b>Schools:</b>				
	(22) Electricity and Water	333,000	355,000	310,000	600,265
	(23) Telephone Service	113,000	85,000	99,000	178,969
	(24) Refreshments in Schools	32,000	29,000	24,000	40,239
	(25) School Books and Equipment*	1,100,000	945,000	1,100,000	1,789,465
	(26) Visits of School Children from Abroad	1,000	0	1,000	0
	(27) Examination Expenses	420,000	260,000	420,000	758,133
	(28) Educational Field Trips	110,000	60,000	110,000	108,855
	(29) Transport of School Children	130,000	110,000	92,000	165,958
	(30) In-Service Education	70,000	35,000	70,000	73,531
	(31) Cleaning Expenses*	130,000	145,000	130,000	313,021
	(32) Insurance Expenses*	8,000	8,000	8,000	15,017
	(33) Electrical Services - Gibraltar Electricity Authority (iii)	336,000	348,000	336,000	645,404
	(34) Compulsory Professional Supervision	8,000	0	0	0
	(35) Cyclical Maintenance - Primary Schools	78,000	0	0	0
	<b>Contracted Services:</b>				
	(36) School Lunch Supervision	1,292,000	1,250,000	1,169,000	2,279,908
	(37) Lift Maintenance	68,000	55,000	49,000	75,397
	(38) Intruder Alarm and Security Monitoring (iv)	20,000	20,000	19,000	87,468
	(39) Special Needs - Assistance to Pupils	8,000	43,000	30,000	29,882
	(40) Special Needs - Maintenance of Equipment	16,000	6,000	7,000	11,997
	(41) Hot Lunches for Schools	1,000	0	1,000	269,457
	(42) Electronic Data Communication	70,000	100,000	70,000	146,746
	(43) Facilities Management	450,000	55,000	450,000	0
	(44) Security Services	70,000	152,000	0	0
		4,864,000	4,061,000	4,495,000	7,589,712
	<i>carried forward</i>	23,517,000	21,454,000	22,017,000	44,538,082

(i) Appendix P - Scholarships (pages 258-259)

(ii) Up to 2021/22 shown under Personal Emoluments subhead 1(d) Temporary Assistance (page 63)

(iii) Appendix I - Gibraltar Electricity Authority (page 247)

(iv) Up to 2019/21 titled 'Intruder Alarm'

\* Appendix R - List of Retitled Subheads (page 289)



GOVERNMENT OF GIBRALTAR ESTIMATES 2022/2023

HEAD 16 - EDUCATION (cont)		ESTIMATE	FORECAST	ESTIMATE	ACTUAL
		2022/2023	OUTTURN 2021/2022	2021/2022	2019/2021
		£	£	£	£
	<i>brought forward</i>	23,517,000	21,454,000	22,017,000	44,538,082
	<b>OTHER CHARGES (cont)</b>				
	<b>Bleak House:</b>				
2	(45) General Expenses	9,000	6,000	9,000	14,211
	(46) Electricity and Water	3,000	3,000	3,000	5,321
	(47) Telephone Service	3,000	1,000	3,000	4,616
	(48) Printing and Stationery	2,000	1,000	2,000	2,451
	(49) Computer and Office Equipment Expenses	1,000	0	1,000	0
		18,000	11,000	18,000	26,599
	<i>Relief Cover</i>	0	0	0	0
	<i>Ex-Gratia Payments</i>	0	6,000	0	28,316
3	(1) COVID-19 Response Fund Contribution to Departmental Expenses (i)	0	16,758	25,000	142,904
	<b>Total Other Charges</b>	<b>23,535,000</b>	<b>21,487,758</b>	<b>22,060,000</b>	<b>44,735,901</b>
	<b>TOTAL EDUCATION</b>				
	Payroll - Personal Emoluments	34,929,000	35,740,000	33,399,000	64,345,321
	Industrial Wages	4,421,000	4,150,000	3,367,000	7,296,397
		39,350,000	39,890,000	36,766,000	71,641,718
	Other Charges	23,535,000	21,487,758	22,060,000	44,735,901
	<b>Total Education</b>	<b>62,885,000</b>	<b>61,377,758</b>	<b>58,826,000</b>	<b>116,377,619</b>

(i) Appendix S - COVID-19 Response Fund (page 292)

**HEAD 17 - GIBRALTAR UNIVERSITY**

---

(i) Minister: Minister for the Environment, Sustainability, Climate Change and Education

Controlling Officer: Chief Executive (Environment)

Estimate 2022/23: £1,000,000

---

GOVERNMENT OF GIBRALTAR ESTIMATES 2022/2023

<b>HEAD 17 - GIBRALTAR UNIVERSITY</b>		<b>ESTIMATE</b>	<b>FORECAST</b>	<b>ESTIMATE</b>	<b>ACTUAL</b>
		<b>2022/2023</b>	<b>OUTTURN</b> <b>2021/2022</b>	<b>2021/2022</b>	<b>2019/2021</b>
		<b>£</b>	<b>£</b>	<b>£</b>	<b>£</b>
1	<u>PAYROLL</u>				
	(1) Personal Emoluments	0	0	0	0
	(2) Industrial Wages	0	0	0	0
	Total Payroll	0	0	0	0
2	<u>OTHER CHARGES</u>				
	(1) Contribution to Gibraltar University	1,000,000	1,250,000	1,250,000	3,000,000
	Total Other Charges	1,000,000	1,250,000	1,250,000	3,000,000
<u>TOTAL GIBRALTAR UNIVERSITY</u>					
	Payroll - Personal Emoluments	0	0	0	0
	Industrial Wages	0	0	0	0
		0	0	0	0
	Other Charges	1,000,000	1,250,000	1,250,000	3,000,000
	Total Gibraltar University	1,000,000	1,250,000	1,250,000	3,000,000

**HEAD 18 - HERITAGE**


---

(i) **Minister:** Minister for the Environment, Sustainability, Climate Change and Education

**Controlling Officer:** Chief Executive (Environment)

**Estimate 2022/23:** £1,739,000

---

(ii) **ESTABLISHMENT** (Source: Human Resources Department)

2022/2023	2021/2022	<b><u>HERITAGE</u></b>
1	1	Archaeologist
<u>1</u>	<u>1</u>	

---

(iii) **INDUSTRIAL STAFF**

2022/2023	2021/2022
0	0
<u>0</u>	<u>0</u>

---

(iv) **GIBRALTAR DEVELOPMENT CORPORATION STAFF**

2022/2023	2021/2022
0	1
<u>0</u>	<u>1</u>

---

**SUMMARY**

2022/2023	2021/2022	
1	2	<b>TOTAL HERITAGE</b>
<u>1</u>	<u>2</u>	

---

HEAD 18 - HERITAGE		ESTIMATE	FORECAST	ESTIMATE	ACTUAL
		2022/2023	OUTTURN 2021/2022	2021/2022	2019/2021
		£	£	£	£
<b>PAYROLL</b>					
1	(1) Personal Emoluments				
	(a) Salaries	39,000	37,000	37,000	71,823
	(b) Overtime:				
	(i) Conditioned	0	0	0	0
	(ii) Emergency	1,000	0	1,000	0
	(iii) Manning Level Maintenance	0	0	0	0
	(iv) Discretionary	0	0	0	2,521
		1,000	0	1,000	2,521
	(c) Allowances	0	0	1,000	610
	(d) Employer's Pension Contributions	0	0	0	0
		40,000	37,000	39,000	74,954
	(2) Industrial Wages	0	0	0	0
	Total Payroll	40,000	37,000	39,000	74,954
<b>OTHER CHARGES</b>					
2	(1) General Expenses	3,000	2,000	2,000	4,977
	(2) Electricity and Water	0	0	0	0
	(3) Telephone Service	3,000	3,000	3,000	6,087
	(4) Printing and Stationery	1,000	1,000	1,000	1,675
	(5) Computer and Office Equipment Expenses	1,000	1,000	1,000	0
	(6) Gibraltar Heritage Trust Grant	130,000	130,000	130,000	258,175
	(7) Garrison Library Trust	270,000	293,000	270,000	597,139
	(8) Maintenance of Monuments and Heritage Sites	20,000	27,000	20,000	33,836
	(9) World Heritage Site Expenses	30,000	39,000	50,000	68,759
	(10) Re-enactment Society	23,000	27,000	23,000	42,211
	<b>Contracted Service:</b>				
	(11) Cleaning Services*	4,000	3,000	4,000	3,577
	(12) Upkeep of Planted Areas	4,000	5,000	4,000	0
	(13) Heritage*	1,210,000	1,230,000	1,145,000	2,444,152
	<i>Contribution to Gibraltar Development Corporation - Staff Services (i)</i>	0	31,000	31,000	196,212
	<i>Relief Cover</i>	0	0	0	0
3	(1) COVID-19 Response Fund				
	Contribution to Departmental Expenses (ii)	0	207	1,000	264
	Total Other Charges	1,699,000	1,792,207	1,685,000	3,657,064
<b>TOTAL HERITAGE</b>					
	Payroll - Personal Emoluments	40,000	37,000	39,000	74,954
	Industrial Wages	0	0	0	0
		40,000	37,000	39,000	74,954
	Other Charges	1,699,000	1,792,207	1,685,000	3,657,064
	Total Heritage	1,739,000	1,829,207	1,724,000	3,732,018

(i) Appendix B - Gibraltar Development Corporation (page 185)

(ii) Appendix S - COVID-19 Response Fund (page 292)

\* Appendix R - List of Retitled Subheads (page 289)

**HEAD 19 - CULTURE**

(i) **Minister:** Minister for the Environment, Sustainability, Climate Change and Education

**Controlling Officer:** Chief Executive (Environment)

**Estimate 2022/23:** £3,420,000

(ii) **ESTABLISHMENT** (Source: Human Resources Department)

2022/2023	2021/2022	<b>CULTURE</b>
1	1	Higher Executive Officer
2	2	Executive Officer
1	0	Administrative Assistant
0	1	Administrative Officer
<u>4</u>	<u>4</u>	

(iii) **INDUSTRIAL STAFF**

2022/2023	2021/2022
<u>0</u>	<u>0</u>

(iv) **GIBRALTAR DEVELOPMENT CORPORATION STAFF**

2022/2023	2021/2022
<u>0</u>	<u>0</u>

**SUMMARY**

2022/2023	2021/2022	<b>TOTAL CULTURE</b>
<u>4</u>	<u>4</u>	

HEAD 19 - CULTURE		ESTIMATE	FORECAST	ESTIMATE	ACTUAL
		2022/2023	OUTTURN 2021/2022	2021/2022	2019/2021
		£	£	£	£
1	<b>PAYROLL</b>				
	(1) Personal Emoluments				
	(a) Salaries	130,000	123,000	146,000	484,610
	(b) Overtime:				
	(i) Conditioned	0	0	0	0
	(ii) Emergency	1,000	1,000	1,000	0
	(iii) Manning Level Maintenance	0	0	0	0
	(iv) Discretionary	0	0	0	41,066
		1,000	1,000	1,000	41,066
	(c) Allowances	10,000	7,000	10,000	27,344
	(d) Temporary Assistance	0	0	0	0
	(e) Employer's Pension Contributions	4,000	8,000	5,000	25,325
		145,000	139,000	162,000	578,345
(2) Industrial Wages	0	0	0	0	
	<b>Total Payroll</b>	<b>145,000</b>	<b>139,000</b>	<b>162,000</b>	<b>578,345</b>
2	<b>OTHER CHARGES</b>				
	(1) General Expenses	4,000	3,000	4,000	3,829
	(2) Electricity and Water	4,000	3,000	3,000	4,976
	(3) Telephone Service	5,000	4,000	5,000	10,782
	(4) Printing and Stationery	3,000	2,000	2,000	3,406
	(5) Computer and Office Equipment Expenses*	2,000	1,000	2,000	3,066
	(6) Repairs and Maintenance	20,000	40,000	15,000	10,625
	(7) Cultural Grants	75,000	78,000	75,000	203,228
	(8) Cavalcade	30,000	0	30,000	29,565
	(9) Other Events	45,000	22,000	35,000	2,370,893
	(10) Mayoral Expenses	40,000	37,000	35,000	45,406
	(11) Purchase of Cultural Items	1,000	0	1,000	0
	(12) Premises Clubs and Associations	80,000	24,000	24,000	65,917
	(13) Music Concert	1,000	0	0	0
	(14) Platinum Jubilee	10,000	0	0	0
	<b>Contracted Services:</b>				
	(15) Cleaning Services*	20,000	17,000	20,000	40,768
	(16) Security Services*	30,000	32,000	29,000	50,795
(17) Culture	2,775,000	2,900,000	2,900,000	5,484,502	
(18) Gibraltar Academy of Music and Performing Arts	130,000	130,000	130,000	259,996	
	<i>carried forward</i>	<b>3,275,000</b>	<b>3,293,000</b>	<b>3,310,000</b>	<b>8,587,754</b>

\* Appendix R - List of Retitled Subheads (page 289)

HEAD 19 - CULTURE (cont)		ESTIMATE	FORECAST	ESTIMATE	ACTUAL
		2022/2023	OUTTURN 2021/2022	2021/2022	2019/2021
		£	£	£	£
	<i>brought forward</i>	3,275,000	3,293,000	3,310,000	8,587,754
2	<b>OTHER CHARGES</b> (cont)				
	<i>Contribution to Gibraltar Development Corporation - Staff Services</i> (i)	0	0	0	298,621
	<i>Mega Concert</i>	0	0	0	5,838,471
	<i>Jazz Festival</i>	0	0	0	62,403
	<i>World Music Festival</i>	0	0	0	80,000
	<i>Motor Vehicle Expenses</i>	0	0	0	85
	<i>Promotion of Cultural Events</i>	0	0	0	0
	<i>Magic Festival</i>	0	0	0	0
	<i>Gibraltar International Song Festival</i>	0	0	0	0
	<i>Maintenance of Armour Decking</i> (ii)	0	0	0	0
	<i>Relief Cover</i>	0	0	0	0
3	(1) COVID-19 Response Fund Contribution to Departmental Expenses (iii)	0	20	1,000	2,020
	<b>Total Other Charges</b>	<b>3,275,000</b>	<b>3,293,020</b>	<b>3,311,000</b>	<b>14,869,354</b>
<b>TOTAL CULTURE</b>					
	Payroll - Personal Emoluments	145,000	139,000	162,000	578,345
	Industrial Wages	0	0	0	0
	Other Charges	3,275,000	3,293,020	3,311,000	14,869,354
	<b>Total Culture</b>	<b>3,420,000</b>	<b>3,432,020</b>	<b>3,473,000</b>	<b>15,447,699</b>

(i) Appendix B - Gibraltar Development Corporation (page 185)

(ii) From 2021/22 included under 'Repairs and Maintenance'

(iii) Appendix S - COVID-19 Response Fund (page 292)



**HEAD 20 - DRIVER AND VEHICLE LICENSING**

(i) Minister: Minister for Transport

Controlling Officer: Chief Examiner

Estimate 2022/23: £1,653,000

(ii) **ESTABLISHMENT** (Source: Human Resources Department)

2022/2023	2021/2022	<b><u>DRIVER AND VEHICLE LICENSING</u></b>
1	1	Chief Motor Vehicle Examiner
1	1	Senior Driving and Vehicle Examiner
4	4	Driving and Vehicle Examiner
6	6	Vehicle Tester
1	1	Higher Executive Officer
3	3	Executive Officer
3	5	Administrative Officer
3	1	Administrative Assistant
1	1	Traffic Warden
1	1	Tow Truck Driver
		<b>Supernumerary Staff</b>
0	1	Vehicle Tester
0	1	Administrative Assistant
<u>24</u>	<u>26</u>	

(iii) **INDUSTRIAL STAFF**

2022/2023	2021/2022
<u>0</u>	<u>0</u>

(iv) **GIBRALTAR DEVELOPMENT CORPORATION STAFF**

2022/2023	2021/2022
<u>14</u>	<u>15</u>

**SUMMARY**

2022/2023	2021/2022	
<u>38</u>	<u>41</u>	<b>TOTAL DRIVER AND VEHICLE LICENSING</b>

HEAD 20 - DRIVER AND VEHICLE LICENSING		ESTIMATE	FORECAST	ESTIMATE	ACTUAL
		2022/2023	OUTTURN 2021/2022	2021/2022	2019/2021
		£	£	£	£
1	<u>PAYROLL</u>				
	(1) Personal Emoluments				
	(a) Salaries	731,000	680,000	753,000	1,317,993
	(b) Overtime:				
	(i) Conditioned	0	0	0	0
	(ii) Emergency	1,000	44,000	1,000	0
	(iii) Manning Level Maintenance	0	0	0	0
	(iv) Discretionary	0	0	0	122,969
		1,000	44,000	1,000	122,969
	(c) Allowances	15,000	13,000	20,000	33,578
	(d) Employer's Pension Contributions	50,000	52,000	65,000	64,091
	797,000	789,000	839,000	1,538,631	
(2) Industrial Wages	0	0	0	0	
	Total Payroll	797,000	789,000	839,000	1,538,631
2	<u>OTHER CHARGES</u>				
	(1) General Expenses	7,000	5,000	7,000	13,356
	(2) Electricity and Water	8,000	8,000	9,000	15,904
	(3) Telephone Service	9,000	10,000	10,000	16,122
	(4) Printing and Stationery	20,000	18,000	22,000	32,562
	(5) Computer and Office Equipment Expenses*	2,000	8,000	1,000	0
	(6) Certificate of Professional Competence	10,000	13,000	10,000	2,539
	(7) Repairs and Maintenance	10,000	8,000	12,000	36,727
	(8) Uniforms and Protective Clothing*	5,000	3,000	6,000	10,291
	(9) Driving Licences	3,000	3,000	6,000	6,870
	(10) Membership Fees - European Licensing Authorities	7,000	5,000	7,000	10,836
	(11) Professional Fees	1,000	2,000	2,000	2,080
	(12) Postage Expenses	5,000	7,000	50,000	34,498
	(13) Blue Badge Scheme	1,000	0	1,000	0
	(14) Replacement of Documents Post-Brexit	1,000	0	1,000	0
	(15) Training Expenses*	1,000	4,000	1,000	520
	(16) Road Safety Campaign Expenses	2,000	0	15,000	7,301
	(17) Incentive Scheme - Importation of Hybrid Vehicles	60,000	115,000	50,000	130,450
	(18) Tachograph Cards	1,000	0	1,000	280
	Contribution to Gibraltar Development Corporation - Staff Services: (i)				
	(19) General Office	76,000	90,000	100,000	199,644
(20) Transport Inspectors	573,000	517,000	569,000	1,106,987	
	649,000	607,000	669,000	1,306,631	
(21) Supply Driving and Vehicle Examiners	30,000	17,000	30,000	44,855	
	carried forward	832,000	833,000	910,000	1,671,822

(i) Appendix B - Gibraltar Development Corporation (page 185)

\* Appendix R - List of Retitled Subheads (page 289)

HEAD 20 - DRIVER AND VEHICLE LICENSING (cont)		ESTIMATE	FORECAST	ESTIMATE	ACTUAL
		2022/2023	OUTTURN 2021/2022	2021/2022	2019/2021
		£	£	£	£
	<i>brought forward</i>	832,000	833,000	910,000	1,671,822
<u>OTHER CHARGES (cont)</u>					
<b>Contracted Services:</b>					
2	(22) Cleaning Services*	22,000	21,000	22,000	40,474
	(23) Security Services	2,000	12,000	10,000	11,748
	<i>Consultancy Service</i>	0	0	0	22,222
	<i>e-Reg Conference</i>	0	0	0	0
	<i>Relief Cover</i>	0	0	0	0
	<i>Losses of Public Funds</i>	0	100	0	1
3	(1) COVID-19 Response Fund Contribution to Departmental Expenses (i)	0	1,003	1,000	12,920
	Total Other Charges	856,000	867,103	943,000	1,759,187
<b>TOTAL DRIVER AND VEHICLE LICENSING</b>					
	Payroll - Personal Emoluments	797,000	789,000	839,000	1,538,631
	Industrial Wages	0	0	0	0
		797,000	789,000	839,000	1,538,631
	Other Charges	856,000	867,103	943,000	1,759,187
	Total Driver and Vehicle Licensing	1,653,000	1,656,103	1,782,000	3,297,818

(i) Appendix S - COVID-19 Response Fund (page 292)

\* Appendix R - List of Retitled Subheads (page 289)

**HEAD 21 - TECHNICAL SERVICES**

(i) <u>Minister:</u>	Minister for Transport
<u>Controlling Officer:</u>	Chief Executive, Technical Services
<u>Estimate 2022/23:</u>	£3,722,000

(ii) **ESTABLISHMENT** (Source: Human Resources Department)

<u>TECHNICAL SERVICES</u>	
<u>MINISTRY OF TRANSPORT</u>	
2022/2023	2021/2022
1	0
1	0
<u>ADMINISTRATION OFFICE</u>	
2022/2023	2021/2022
1	1
1	1
1	1
3	3
6	6
1	1
0	1
0	1
0	1
0	1
13	17
<u>Supernumerary Staff</u>	
<i>Messenger</i>	
<u>ENGINEERING AND DESIGN</u>	
2022/2023	2021/2022
5	5
5	5
10	10
1	1
21	21
<u>HIGHWAYS</u>	
2022/2023	2021/2022
1	1
1	1
4	4
4	4
10	10
<u>SEWERS</u>	
2022/2023	2021/2022
1	1
1	1
2	2
6	6
1	1
11	11
2022/2023	2021/2022
56	59

Higher Professional and Technology Officer

Chief Executive (Senior Officer)

Senior Executive Officer

Higher Executive Officer

Executive Officer

Administrative Officer

Telephonist

*Administrative Assistant**Security Guard/Car Park Attendant**Messenger*

Senior Professional and Technology Officer

Higher Professional and Technology Officer

Professional and Technology Officer

Technical Grade 1

Senior Professional and Technology Officer

Higher Professional and Technology Officer

Professional and Technology Officer

Technical Grade 1

Senior Professional and Technology Officer

Higher Professional and Technology Officer

Professional and Technology Officer

Technical Grade 1

Support Grade Officer

**HEAD 21 - TECHNICAL SERVICES** (cont)

---

(iii) **INDUSTRIAL STAFF**

2022/2023	2021/2022
1	1

---

(iv) **GIBRALTAR DEVELOPMENT CORPORATION STAFF**

2022/2023	2021/2022
5	0

---

**SUMMARY**

2022/2023	2021/2022
62	60

---

**TOTAL TECHNICAL SERVICES**

---

HEAD 21 - TECHNICAL SERVICES		ESTIMATE	FORECAST	ESTIMATE	ACTUAL
		2022/2023	OUTTURN 2021/2022	2021/2022	2019/2021
		£	£	£	£
	<b>PAYROLL</b>				
1	(1) Personal Emoluments				
	<b>General Office:</b>				
	(a) Salaries	537,000	554,000	561,000	1,074,486
	(b) Overtime:				
	(i) Conditioned	0	0	0	0
	(ii) Emergency	1,000	0	1,000	0
	(iii) Manning Level Maintenance	0	0	0	0
	(iv) Discretionary	0	0	0	16,678
		1,000	0	1,000	16,678
	(c) Allowances	8,000	5,000	8,000	15,160
	(d) Temporary Assistance	0	0	0	0
	(e) Employer's Pension Contributions	16,000	9,000	10,000	15,357
		562,000	568,000	580,000	1,121,681
	<b>Engineering and Design:</b>				
	(f) Salaries	709,000	722,000	738,000	1,521,924
	(g) Overtime:				
	(i) Conditioned	0	0	0	0
	(ii) Emergency	1,000	18,000	1,000	35,741
	(iii) Manning Level Maintenance	0	0	0	0
	(iv) Discretionary	0	0	0	128,683
		1,000	18,000	1,000	164,424
	(h) Allowances	22,000	28,000	22,000	80,038
	(i) Temporary Assistance	0	0	0	0
	(j) Employer's Pension Contributions	35,000	31,000	35,000	52,094
		767,000	799,000	796,000	1,818,480
	<b>Highways:</b>				
	(k) Salaries	287,000	274,000	284,000	551,283
	(l) Overtime:				
	(i) Conditioned	0	0	0	0
	(ii) Emergency	1,000	36,000	1,000	38,555
	(iii) Manning Level Maintenance	0	0	0	0
	(iv) Discretionary	0	0	0	64,013
		1,000	36,000	1,000	102,568
	(m) Allowances	22,000	20,000	22,000	52,975
	(n) Temporary Assistance	0	0	0	0
	(o) Employer's Pension Contributions	12,000	10,000	15,000	21,932
		322,000	340,000	322,000	728,758
	<b>Sewers:</b>				
	(p) Salaries	328,000	349,000	349,000	688,221
	(q) Overtime:				
	(i) Conditioned	0	0	0	0
	(ii) Emergency	1,000	72,000	1,000	140,333
	(iii) Manning Level Maintenance	0	0	0	0
	(iv) Discretionary	0	0	0	69,820
		1,000	72,000	1,000	210,153
	(r) Allowances	42,000	46,000	42,000	94,002
	(s) Temporary Assistance	0	0	0	0
	(t) Employer's Pension Contributions	8,000	8,000	8,000	14,445
		379,000	475,000	400,000	1,006,821
	<i>carried forward</i>	2,030,000	2,182,000	2,098,000	4,675,740

HEAD 21 - TECHNICAL SERVICES (cont)		ESTIMATE	FORECAST	ESTIMATE	ACTUAL
		2022/2023	OUTTURN 2021/2022	2021/2022	2019/2021
		£	£	£	£
<i>brought forward</i>		2,030,000	2,182,000	2,098,000	4,675,740
<u>PAYROLL</u> (cont)					
(2) Industrial Wages					
<b>Engineering and Design:</b>					
(a) Basic Wages		21,000	21,000	21,000	40,056
(b) Overtime:					
(i) Conditioned		0	0	0	0
(ii) Emergency		0	0	0	0
(iii) Manning Level Maintenance		0	0	0	0
(iv) Discretionary		0	0	0	1,444
		0	0	0	1,444
(c) Allowances		0	0	0	0
(d) Employer's Pension Contributions		0	0	0	0
		21,000	21,000	21,000	41,500
<b>Total Payroll</b>		<b>2,051,000</b>	<b>2,203,000</b>	<b>2,119,000</b>	<b>4,717,240</b>
<u>OTHER CHARGES</u>					
2	(1) General Expenses	15,000	11,000	15,000	21,807
	(2) Electricity and Water	17,000	12,000	15,000	21,160
	(3) Telephone Service	30,000	32,000	30,000	50,121
	(4) Printing and Stationery	8,000	4,000	10,000	4,007
	(5) Computer and Office Equipment Expenses*	12,000	12,000	10,000	17,281
	(6) Rents and Service Charges*	81,000	55,000	12,000	21,772
	(7) Uniforms and Protective Clothing*	6,000	4,000	8,000	6,287
	(8) Highways Inspectorate	3,000	2,000	4,000	5,114
	(9) Sewers Inspectorate	4,000	2,000	4,000	5,101
	(10) Maintenance of Public Clocks	4,000	4,000	7,000	7,619
	(11) Movement of Security Bollards	30,000	9,000	30,000	59,230
	(12) Compensation and Legal Costs	1,000	0	1,000	0
	(13) Contribution to Gibraltar Development Corporation - Staff Services (i)	231,000	0	0	0
<b>Contracted Services:</b>					
	(14) Cleaning Services*	60,000	53,000	54,000	90,709
	(15) Cleaning of Street Gullies	100,000	94,000	120,000	211,208
		602,000	294,000	320,000	521,416
<b>Garages and Workshops:</b>					
	(16) Electricity and Water	10,000	10,000	12,000	19,618
	(17) Telephone Service	3,000	3,000	4,000	6,219
	(18) Fuel and Lubricants	230,000	226,000	210,000	418,890
	(19) Materials and Outsourcing of Mechanical Works	225,000	156,000	225,000	421,271
	(20) Other Costs	10,000	9,000	10,000	17,899
<b>Contracted Services:</b>					
	(21) Cleaning Services	30,000	28,000	28,000	53,381
		508,000	432,000	489,000	937,278
<i>carried forward</i>		1,110,000	726,000	809,000	1,458,694

(i) Appendix B - Gibraltar Development Corporation (page 185)

\* Appendix R - List of Retitled Subheads (page 289)

<b>HEAD 21 - TECHNICAL SERVICES (cont)</b>		<b>ESTIMATE 2022/2023</b>	<b>FORECAST OUTTURN 2021/2022</b>	<b>ESTIMATE 2021/2022</b>	<b>ACTUAL 2019/2021</b>
		<b>£</b>	<b>£</b>	<b>£</b>	<b>£</b>
	<i>brought forward</i>	1,110,000	726,000	809,000	1,458,694
	<b>OTHER CHARGES (cont)</b>				
2	<b>Services provided by Gibraltar Mechanical and Electrical Services Ltd :</b>				
	(22) Salaries	78,000	77,000	115,000	269,186
	(23) Wages	260,000	257,000	260,000	569,753
	(24) Overtime:				
	(I) Conditioned	0	0	0	0
	(II) Emergency	1,000	55,000	30,000	0
	(III) Manning Level Maintenance	150,000	105,000	200,000	0
	(IV) Discretionary	0	0	0	0
	<i>Overtime</i>	0	0	0	416,037
		151,000	160,000	230,000	416,037
	(25) Allowances	40,000	36,000	35,000	72,156
	(26) Employer's Social Insurance Contributions	28,000	28,000	25,000	54,711
	(27) Bonus Payments	4,000	5,000	4,000	8,000
	<i>Employer's Pension Contributions</i>	0	0	0	18,533
		561,000	563,000	669,000	1,408,376
	<i>Office Equipment and Drawing Materials (i)</i>	0	0	0	4,681
	<i>Materials Laboratory</i>	0	0	0	120
	<i>Relief Cover</i>	0	0	0	0
3	(1) COVID-19 Response Fund Contribution to Departmental Expenses (ii)	0	253	1,000	1,018
	<b>Total Other Charges</b>	<b>1,671,000</b>	<b>1,289,253</b>	<b>1,479,000</b>	<b>2,872,889</b>
	<b>TOTAL TECHNICAL SERVICES</b>				
	Payroll - Personal Emoluments	2,030,000	2,182,000	2,098,000	4,675,740
	Industrial Wages	21,000	21,000	21,000	41,500
		2,051,000	2,203,000	2,119,000	4,717,240
	Other Charges	1,671,000	1,289,253	1,479,000	2,872,889
	<b>Total Technical Services</b>	<b>3,722,000</b>	<b>3,492,253</b>	<b>3,598,000</b>	<b>7,590,129</b>

(i) From 2019/21 included under 'Printing and Stationery' (page 79)

(ii) Appendix S - COVID-19 Response Fund (page 292)



**HEAD 22 - SOCIAL SECURITY**


---

(i) <u>Minister:</u>	Minister for Social Security, Economic Development, Enterprise, Telecommunications and the Gibraltar Savings Bank	
<u>Controlling Officer:</u>	Principal Secretary (Social Security) Financial Secretary	[subheads 1(1)(a) to 2(14) and 3(1)] [subheads 2(15) to 2(16)]
<u>Estimate 2022/23:</u>	£25,633,000	

---

(ii) **ESTABLISHMENT** (Source: Human Resources Department)

2022/2023	2021/2022	<b><u>SOCIAL SECURITY</u></b>
1	1	Senior Officer
1	1	Senior Executive Officer
2	2	Higher Executive Officer
6	6	Executive Officer
16	17	Administrative Officer
7	7	Administrative Assistant
0	1	Messenger
0	1	<b>Supernumerary Staff</b>
0	1	Messenger
<u>33</u>	<u>36</u>	

---

(iii) **INDUSTRIAL STAFF**

2022/2023	2021/2022
<u>0</u>	<u>0</u>

---

(iv) **GIBRALTAR DEVELOPMENT CORPORATION STAFF**

2022/2023	2021/2022
<u>4</u>	<u>4</u>

---

**SUMMARY**

2022/2023	2021/2022	
<u>37</u>	<u>40</u>	<b>TOTAL SOCIAL SECURITY</b>

---

HEAD 22 - SOCIAL SECURITY		ESTIMATE	FORECAST	ESTIMATE	ACTUAL
		2022/2023	OUTTURN 2021/2022	2021/2022	2019/2021
		£	£	£	£
1	<b>PAYROLL</b>				
	(1) Personal Emoluments				
	(a) Salaries	961,000	895,000	944,000	1,854,426
	(b) Overtime:				
	(i) Conditioned	0	0	0	0
	(ii) Emergency	1,000	2,000	1,000	0
	(iii) Manning Level Maintenance	0	0	0	0
	(iv) Discretionary	0	0	0	125,543
		1,000	2,000	1,000	125,543
	(c) Allowances	20,000	66,000	30,000	100,859
	(d) Temporary Assistance	0	0	0	0
	(e) Employer's Pension Contributions	69,000	67,000	68,000	92,868
		1,051,000	1,030,000	1,043,000	2,173,696
	(2) Industrial Wages	0	0	0	0
	<b>Total Payroll</b>	<b>1,051,000</b>	<b>1,030,000</b>	<b>1,043,000</b>	<b>2,173,696</b>
2	<b>OTHER CHARGES</b>				
	(1) General Expenses	8,000	5,000	9,000	11,015
	(2) Electricity and Water	1,000	1,000	1,000	1,029
	(3) Telephone Service	10,000	10,000	10,000	15,956
	(4) Printing and Stationery	5,000	3,000	6,000	6,561
	(5) Computer and Office Equipment Expenses*	11,000	8,000	11,000	12,806
	(6) Postage Expenses	2,000	2,000	2,000	2,880
	(7) Compensation to Victims of Crime	1,000	0	1,000	0
	(8) Contribution to Gibraltar Development Corporation - Staff Services (i)	153,000	151,000	147,000	131,757
	(9) Disability Benefit	2,100,000	2,020,000	1,850,000	3,272,583
	(10) Home Help Scheme	39,000	37,000	37,000	74,000
	(11) Contingencies	5,000	0	5,000	2,000
	<b>Contracted Services:</b>				
	(12) Cleaning Services*	21,000	16,000	20,000	37,620
	(13) Security Services	24,000	20,000	24,000	56,456
	(14) CCTV	2,000	2,800	6,000	0
		2,382,000	2,275,800	2,129,000	3,624,663
(15) Payment to Social Assistance Fund - Import Duty (ii)	15,200,000	15,200,000	15,200,000	30,400,000	
(16) Contribution to Statutory Benefits Fund	7,000,000	0	7,000,000	14,000,000	
<i>Relief Cover</i>	0	0	0	0	
<i>Losses of Public Funds</i>	0	200	0	130	
<i>Ex-Gratia Payments</i>	0	0	0	12,427	
3	(1) COVID-19 Response Fund				
	Contribution to Departmental Expenses (iii)	0	62	1,000	4,395
	<b>Total Other Charges</b>	<b>24,582,000</b>	<b>17,476,062</b>	<b>24,330,000</b>	<b>48,041,615</b>
<b>TOTAL SOCIAL SECURITY</b>					
Payroll - Personal Emoluments		1,051,000	1,030,000	1,043,000	2,173,696
Industrial Wages		0	0	0	0
		1,051,000	1,030,000	1,043,000	2,173,696
Other Charges		24,582,000	17,476,062	24,330,000	48,041,615
<b>Total Social Security</b>		<b>25,633,000</b>	<b>18,506,062</b>	<b>25,373,000</b>	<b>50,215,311</b>

(i) Appendix B - Gibraltar Development Corporation (page 185)

(ii) Social Assistance Fund - Appendix K (page 253)

(iii) Appendix S - COVID-19 Response Fund (page 292)

\* Appendix R - List of Retitled Subheads (page 289)

**HEAD 23 - STATISTICS OFFICE**

(i) **Minister:** Minister for Social Security, Economic Development, Enterprise,  
Telecommunications and the Gibraltar Savings Bank

**Controlling Officer:** Chief Statistician

**Estimate 2022/23:** £578,000

(ii) **ESTABLISHMENT** (Source: Human Resources Department)

2022/2023	2021/2022	<b>STATISTICS OFFICE</b>
1	1	Statistics Officer Level 5 (Chief Statistician)
1	1	Statistics Officer Level 4 (Senior Statistician)
1	1	Statistics Officer Level 3 (Statistician)
2	2	Statistics Officer Level 2 (Statistician)
1	1	Statistics Officer Level 1
1	0	Administrative Assistant
0	2	Statistics Trainee Technician
<u>7</u>	<u>8</u>	

(iii) **INDUSTRIAL STAFF**

2022/2023	2021/2022
<u>0</u>	<u>0</u>

(iv) **GIBRALTAR DEVELOPMENT CORPORATION STAFF**

2022/2023	2021/2022
<u>2</u>	<u>1</u>

**SUMMARY**

2022/2023	2021/2022	<b>TOTAL STATISTICS OFFICE</b>
<u>9</u>	<u>9</u>	

HEAD 23 - STATISTICS OFFICE		ESTIMATE	FORECAST	ESTIMATE	ACTUAL
		2022/2023	OUTTURN 2021/2022	2021/2022	2019/2021
		£	£	£	£
1	<b>PAYROLL</b>				
	(1) Personal Emoluments				
	(a) Salaries	294,000	264,000	257,000	599,545
	(b) Overtime:				
	(i) Conditioned	0	0	0	0
	(ii) Emergency	1,000	6,000	1,000	0
	(iii) Manning Level Maintenance	0	0	0	0
	(iv) Discretionary	0	0	0	21,922
		1,000	6,000	1,000	21,922
	(c) Allowances	5,000	13,000	5,000	13,127
	(d) Temporary Assistance	0	0	0	0
	(e) Employer's Pension Contributions	6,000	6,000	6,000	10,306
		306,000	289,000	269,000	644,900
	(2) Industrial Wages	0	0	0	0
	<b>Total Payroll</b>	<b>306,000</b>	<b>289,000</b>	<b>269,000</b>	<b>644,900</b>
2	<b>OTHER CHARGES</b>				
	(1) General Expenses	5,000	2,000	5,000	6,612
	(2) Electricity and Water	2,000	2,000	2,000	1,748
	(3) Telephone Service	3,000	3,000	3,000	4,912
	(4) Printing and Stationery	5,000	5,000	5,000	6,628
	(5) Computer and Office Equipment Expenses*	1,000	1,000	1,000	2,769
	(6) Surveys*	24,000	5,000	24,000	24,375
	(7) Postage Expenses	1,000	1,000	1,000	922
	(8) Contribution to Gibraltar Development Corporation - Staff Services (i)	51,000	29,000	27,000	61,294
	(9) Gibraltar Census	176,000	21,000	176,000	0
	<b>Contracted Services:</b>				
	(10) Cleaning Services* <i>Relief Cover</i>	4,000 0	5,000 0	4,000 0	5,953 0
3	(1) COVID-19 Response Fund Contribution to Departmental Expenses (ii)	0	20	1,000	1,545
	<b>Total Other Charges</b>	<b>272,000</b>	<b>74,020</b>	<b>249,000</b>	<b>116,758</b>
	<b>TOTAL STATISTICS OFFICE</b>				
	Payroll - Personal Emoluments	306,000	289,000	269,000	644,900
	Industrial Wages	0	0	0	0
		306,000	289,000	269,000	644,900
	Other Charges	272,000	74,020	249,000	116,758
	<b>Total Statistics Office</b>	<b>578,000</b>	<b>363,020</b>	<b>518,000</b>	<b>761,658</b>

(i) Appendix B - Gibraltar Development Corporation (page 185)

(ii) Appendix S - COVID-19 Response Fund (page 292)

\* Appendix R - List of Retitled Subheads (page 289)

**HEAD 24 - ECONOMIC DEVELOPMENT**


---

(i) <u>Minister:</u>	Minister for Social Security, Economic Development, Enterprise, Telecommunications and the Gibraltar Savings Bank
<u>Controlling Officer:</u>	Principal Secretary (Economic Development)
<u>Estimate 2022/23:</u>	£16,398,000

---

(ii) **ESTABLISHMENT** (Source: Human Resources Department)

2022/2023	2021/2022	<b><u>ECONOMIC DEVELOPMENT</u></b>
1	1	Senior Officer
1	1	Senior Executive Officer
2	3	Higher Executive Officer
1	1	Executive Officer
1	1	EU Programmes Facilitator
1	1	EU Funds Financial Controller
1	1	EU Funds Advisor
4	3	Administrative Officer
2	2	Administrative Assistant
0	1	European Social Fund / Interreg Co-ordinator
		<b>Supernumerary Staff</b>
1	1	Senior Executive Officer
1	1	Security Guard
0	1	Administrative Officer
<u>16</u>	<u>18</u>	
		<b><u>TRAINING</u></b>
2022/2023	2021/2022	
1	2	Instructional Officer (Assessor)
0	1	Messenger
<u>1</u>	<u>3</u>	
2022/2023	2021/2022	
<u>17</u>	<u>21</u>	

(iii) **INDUSTRIAL STAFF**

2022/2023	2021/2022
<u>1</u>	<u>2</u>

(iv) **GIBRALTAR DEVELOPMENT CORPORATION STAFF**

2022/2023	2021/2022
<u>21</u>	<u>23</u>

**SUMMARY**

2022/2023	2021/2022	
<u>39</u>	<u>46</u>	<b>TOTAL ECONOMIC DEVELOPMENT</b>

---

HEAD 24 - ECONOMIC DEVELOPMENT		ESTIMATE	FORECAST	ESTIMATE	ACTUAL
		2022/2023	OUTTURN 2021/2022	2021/2022	2019/2021
		£	£	£	£
1	<u>PAYROLL</u>				
	(1) Personal Emoluments				
	(a) Salaries	614,000	653,000	680,000	1,236,588
	(b) Overtime:				
	(I) Conditioned	0	0	0	0
	(II) Emergency	1,000	1,000	1,000	0
	(III) Manning Level Maintenance	0	0	0	0
	(IV) Discretionary	0	0	0	32,195
		1,000	1,000	1,000	32,195
	(c) Allowances	15,000	15,000	18,000	29,276
	(d) Temporary Assistance	0	0	0	0
	(e) Employer's Pension Contributions	25,000	31,000	35,000	66,589
		655,000	700,000	734,000	1,364,648
	(2) Industrial Wages				
	(a) Basic Wages	25,000	32,000	50,000	88,166
	(b) Overtime				
	(I) Conditioned	0	0	0	0
	(II) Emergency	0	0	0	0
	(III) Manning Level Maintenance	0	0	0	0
	(IV) Discretionary	0	0	0	0
	0	0	0	0	
(c) Allowances	0	0	0	0	
(d) Employer's Pension Contributions	0	0	0	0	
	25,000	32,000	50,000	88,166	
	<b>Total Payroll</b>	<b>680,000</b>	<b>732,000</b>	<b>784,000</b>	<b>1,452,814</b>
2	<u>OTHER CHARGES</u>				
	(1) General Expenses	58,000	29,000	58,000	85,443
	(2) Electricity and Water	8,000	6,000	8,000	12,295
	(3) Telephone Service	28,000	30,000	28,000	57,852
	(4) Printing and Stationery	14,000	12,000	14,000	28,501
	(5) Computer and Office Equipment Expenses	1,000	1,000	1,000	0
	(6) Rents and Service Charges*	4,000	2,000	4,000	5,932
	(7) Database and Website Expenses	5,000	3,000	5,000	7,373
	(8) Professional Fees*	35,000	40,000	35,000	21,000
	(9) Contract Officers	116,000	120,000	116,000	214,242
	(10) Security and Messenger Services	18,000	19,000	18,000	31,776
	(11) Repairs and Maintenance*	5,000	2,000	5,000	6,247
	(12) Transport Expenses	1,000	1,000	1,000	0
	(13) Economic Research	200,000	65,000	70,000	0
		493,000	330,000	363,000	470,661
	Contributions from the Consolidated Fund to the Gibraltar Development Corporation: (i)				
(14) Contribution from Revenues Received	204,000	227,000	188,000	446,298	
(15) Additional Contribution	13,029,000	12,434,000	13,206,000	25,255,000	
(16) Staff Services	741,000	882,000	873,000	1,949,353	
	13,974,000	13,543,000	14,267,000	27,650,651	
	<i>carried forward</i>	<b>14,467,000</b>	<b>13,873,000</b>	<b>14,630,000</b>	<b>28,121,312</b>

(i) Appendix B - Gibraltar Development Corporation (page 185)

\* Appendix R - List of Retitled Subheads (page 289)

HEAD 24 - ECONOMIC DEVELOPMENT (cont)		ESTIMATE	FORECAST	ESTIMATE	ACTUAL
		2022/2023	OUTTURN 2021/2022	2021/2022	2019/2021
		£	£	£	£
	<i>brought forward</i>	14,467,000	13,873,000	14,630,000	28,121,312
	<b>OTHER CHARGES (cont)</b>				
	<b>Contracted Services:</b>				
2	(17) Cleaning Services*	35,000	30,000	35,000	61,275
	<b>Services provided by Gibraltar General Support Services Ltd:</b>				
	(18) Salaries	179,000	179,000	179,000	356,990
	(19) Wages	523,000	522,000	572,000	846,510
	(20) Overtime:				
	(I) Conditioned	0	0	0	0
	(II) Emergency	0	0	65,000	0
	(III) Manning Level Maintenance	200,000	200,000	200,000	0
	(IV) Discretionary	0	0	0	0
	<i>Overtime</i>	0	0	0	411,288
		200,000	200,000	265,000	411,288
	(21) Allowances	55,000	53,000	55,000	83,455
	(22) Employer's Social Insurance Contributions	73,000	70,000	63,000	94,834
	(23) Employer's Pension Contributions	118,000	116,000	125,000	201,468
	(24) Materials	5,000	1,000	5,000	4,310
	(25) Other Costs	63,000	84,000	63,000	183,843
		1,216,000	1,225,000	1,327,000	2,182,698
	<i>Services provided by Gibraltar Cleansing Services Ltd:</i>				
	<i>Wages</i>	0	0	0	290,771
	<i>Overtime</i>	0	0	0	78,841
	<i>Allowances</i>	0	0	0	34,378
	<i>Employer's Social Insurance Contributions</i>	0	0	0	33,978
	<i>Employer's Pension Contributions</i>	0	0	0	47,488
		0	0	0	485,456
	<i>Workers' Hostel's Running Expenses (i)</i>	0	0	0	580,871
	<i>Relief Cover</i>	0	0	0	0
3	(1) COVID-19 Response Fund				
	Contribution to Departmental Expenses (ii)	0	180	1,000	908
	Total Other Charges	15,718,000	15,128,180	15,993,000	31,432,520
	<b>TOTAL ECONOMIC DEVELOPMENT</b>				
	Payroll - Personal Emoluments	655,000	700,000	734,000	1,364,648
	Industrial Wages	25,000	32,000	50,000	88,166
		680,000	732,000	784,000	1,452,814
	Other Charges	15,718,000	15,128,180	15,993,000	31,432,520
	Total Economic Development	16,398,000	15,860,180	16,777,000	32,885,334

(i) From 2021/22 shown under Head 40 Sport and Leisure (page 125)

(ii) Appendix S - COVID-19 Response Fund (page 292)

\* Appendix R - List of Retitled Subheads (page 289)

**HEAD 25 - PROCUREMENT OFFICE**

---

(i) <u>Minister:</u>	Minister for Social Security, Economic Development, Enterprise, Telecommunications and the Gibraltar Savings Bank
<u>Controlling Officer:</u>	Head of Procurement
<u>Estimate 2022/23:</u>	£339,000

---

(ii) **ESTABLISHMENT** (Source: Human Resources Department)

2022/2023	2021/2022	<b><u>PROCUREMENT OFFICE</u></b>
1	1	Senior Executive Officer
2	2	Higher Executive Officer
3	3	Executive Officer
2	1	Administrative Officer
0	1	Administrative Assistant
1	0	<b>Supernumerary Staff</b>
9	8	Higher Executive Officer

---

(iii) **INDUSTRIAL STAFF**

2022/2023	2021/2022
0	0

---

(iv) **GIBRALTAR DEVELOPMENT CORPORATION STAFF**

2022/2023	2021/2022
1	0

---

**SUMMARY**

2022/2023	2021/2022	
10	8	<b>TOTAL PROCUREMENT OFFICE</b>

---



HEAD 25 - PROCUREMENT OFFICE		ESTIMATE	FORECAST	ESTIMATE	ACTUAL
		2022/2023	OUTTURN 2021/2022	2021/2022	2019/2021
		£	£	£	£
1	<b>PAYROLL</b>				
	(1) Personal Emoluments				
	(a) Salaries	265,000	294,000	344,000	584,852
	(b) Overtime:				
	(i) Conditioned	0	0	0	0
	(ii) Emergency	1,000	0	1,000	0
	(iii) Manning Level Maintenance	0	0	0	0
	(iv) Discretionary	0	0	0	15,291
		1,000	0	1,000	15,291
	(c) Allowances	1,000	1,000	7,000	12,007
	(d) Temporary Assistance	0	0	0	0
	(e) Employer's Pension Contributions	8,000	9,000	9,000	8,018
		275,000	304,000	361,000	620,168
	(2) Industrial Wages	0	0	0	0
	<b>Total Payroll</b>	<b>275,000</b>	<b>304,000</b>	<b>361,000</b>	<b>620,168</b>
2	<b>OTHER CHARGES</b>				
	(1) General Expenses	3,000	2,000	3,000	5,967
	(2) Electricity and Water	2,000	2,000	2,000	2,843
	(3) Telephone Service	3,000	3,000	3,000	5,745
	(4) Printing and Stationery	1,000	1,000	1,000	1,325
	(5) Computer and Office Equipment Expenses	1,000	0	1,000	0
	(6) Rents and Service Charges*	6,000	6,000	6,000	11,648
	(7) Contribution to Gibraltar Development Corporation - Staff Services (i)	44,000	0	0	0
	<b>Contracted Services:</b>				
	(8) Cleaning Services* <i>Relief Cover</i>	4,000 0	4,000 0	4,000 0	7,176 0
	3	(1) COVID-19 Response Fund Contribution to Departmental Expenses (ii)	0	0	1,000
<b>Total Other Charges</b>		<b>64,000</b>	<b>18,000</b>	<b>21,000</b>	<b>35,207</b>
<b>TOTAL PROCUREMENT OFFICE</b>					
Payroll - Personal Emoluments		275,000	304,000	361,000	620,168
Industrial Wages		0	0	0	0
		275,000	304,000	361,000	620,168
Other Charges		64,000	18,000	21,000	35,207
<b>Total Procurement Office</b>		<b>339,000</b>	<b>322,000</b>	<b>382,000</b>	<b>655,375</b>

(i) Appendix B - Gibraltar Development Corporation (page 185)

(ii) Appendix S - COVID-19 Response Fund (page 292)

\* Appendix R - List of Retitled Subheads (page 289)

**HEAD 26 - JUSTICE**(i) Minister: Minister for Justice, Equality and Public Standards and RegulationsControlling Officer: Higher Executive Officer, JusticeEstimate 2022/23: £2,278,000(ii) **ESTABLISHMENT** (Source: Human Resources Department)

2022/2023	2021/2022	
1	1	
1	1	
2	0	
1	0	
<b>5</b>	<b>2</b>	
<b>JUSTICE</b>		
<b>MINISTRY</b>		
Senior Crown Counsel		
Higher Executive Officer		
Executive Officer		
Administrative Assistant		
<b>PROBATION</b>		
Social Worker		
Community Services Officer		
<b>GIBRALTAR FINANCIAL INTELLIGENCE UNIT</b>		
Senior Officer		
Executive Officer		
Administrative Officer		
Administrative Assistant		
<b>Supernumerary Staff</b>		
Financial Intelligence Officer		
2022/2023	2021/2022	
2	2	
1	1	
<b>3</b>	<b>3</b>	
2022/2023	2021/2022	
1	1	
2	2	
1	0	
0	1	
1	0	
<b>5</b>	<b>4</b>	
2022/2023	2021/2022	
<b>13</b>	<b>9</b>	

(iii) **INDUSTRIAL STAFF**

2022/2023	2021/2022
0	0

(iv) **GIBRALTAR DEVELOPMENT CORPORATION STAFF**

2022/2023	2021/2022
6	0

**SUMMARY**

2022/2023	2021/2022	
<b>19</b>	<b>9</b>	<b>TOTAL JUSTICE</b>

HEAD 26 - JUSTICE		ESTIMATE	FORECAST	ESTIMATE	ACTUAL
		2022/2023	OUTTURN 2021/2022	2021/2022	2019/2021
		£	£	£	£
<b>PAYROLL</b>					
1	(1) Personal Emoluments				
	<b>General Office:</b>				
	(a) Salaries	254,000	157,000	156,000	592,196
	(b) Overtime:				
	(i) Conditioned	0	0	0	0
	(ii) Emergency	1,000	0	1,000	0
	(iii) Manning Level Maintenance	0	0	0	0
	(iv) Discretionary	0	0	0	3,892
		1,000	0	1,000	3,892
	(c) Allowances	6,000	0	1,000	4,520
	(d) Temporary Assistance	0	0	0	0
	(e) Employer's Pension Contributions	0	0	0	7,722
		261,000	157,000	158,000	608,330
	<b>Probation:</b>				
	(f) Salaries	117,000	118,000	117,000	229,084
	(g) Overtime:				
	(i) Conditioned	0	0	0	0
	(ii) Emergency	1,000	0	1,000	0
	(iii) Manning Level Maintenance	0	0	0	0
	(iv) Discretionary	0	0	0	656
		1,000	0	1,000	656
	(h) Allowances	0	0	0	0
	(i) Temporary Assistance	0	0	0	0
	(j) Employer's Pension Contributions	6,000	0	5,000	0
		124,000	118,000	123,000	229,740
	<b>Gibraltar Financial Intelligence Unit</b>				
	(k) Salaries	242,000	185,000	173,000	0
	(l) Overtime:				
	(i) Conditioned	0	0	0	0
	(ii) Emergency	1,000	0	1,000	0
	(iii) Manning Level Maintenance	0	0	0	0
	(iv) Discretionary	0	0	0	0
		1,000	0	1,000	0
	(m) Allowances	1,000	2,000	0	0
	(n) Employer's Pension Contributions	0	0	0	0
		244,000	187,000	174,000	0
		629,000	462,000	455,000	838,070
	(2) Industrial Wages	0	0	0	0
	<b>Total Payroll</b>	<b>629,000</b>	<b>462,000</b>	<b>455,000</b>	<b>838,070</b>
<b>OTHER CHARGES</b>					
<b>General Office:</b>					
2	(1) General Expenses	6,000	1,000	2,000	9,886
	(2) Electricity and Water	1,000	1,000	0	515
	(3) Telephone Service	11,000	1,000	0	17,643
	(4) Printing and Stationery	3,000	0	2,000	9,807
	(5) Computer and Office Equipment Expenses*	2,000	2,000	2,000	7,009
	(6) Professional Fees*	1,000	0	1,000	80
	(7) Conferences*	5,000	0	5,000	10,544
	(8) Contract Officers	55,000	60,000	60,000	198,906
	<i>carried forward</i>	84,000	65,000	72,000	254,390

\* Appendix R - List of Retitled Subheads (page 289)

HEAD 26 - JUSTICE (cont)		ESTIMATE	FORECAST	ESTIMATE	ACTUAL
		2022/2023	OUTTURN 2021/2022	2021/2022	2019/2021
		£	£	£	£
	<i>brought forward</i>	84,000	65,000	72,000	254,390
	<b>OTHER CHARGES (cont)</b>				
	<b>General Office: (cont)</b>				
2	(9) Secondment	86,000	86,000	86,000	170,893
	(10) National Security Centralised Intelligence System (i)	816,000	815,000	816,000	0
	(11) Contribution to Gibraltar Development Corporation - Staff Services (ii)	39,000	0	0	0
	(12) Tribunals - Income Tax	1,000	0	1,000	0
	(13) Tribunals - Development Appeals	1,000	0	1,000	0
	(14) Tribunals - Housing*	1,000	0	1,000	0
		1,028,000	966,000	977,000	425,283
	<b>Probation:</b>				
	(15) General Expenses	1,000	1,000	1,000	153
	(16) Electricity and Water	0	0	0	0
	(17) Telephone Service	1,000	1,000	1,000	290
	(18) Printing and Stationery	1,000	1,000	1,000	716
	(19) Tools and Equipment	1,000	2,000	1,000	1,011
	(20) Drug Testing Programme Equipment	2,000	0	2,000	1,164
	(21) Conferences*	8,000	8,000	8,000	6,990
	(22) Consultancy Services	80,000	0	0	0
	<i>Insurance - Employer's Liability - Lifetime Insurance</i>	0	0	0	0
		94,000	13,000	14,000	10,324
	<b>Gibraltar Police Authority:(iii)</b>				
	(23) Gibraltar Police Authority Expenses	16,000	12,000	16,000	0
	(24) Services provided by Gibraltar Development Corporation (ii)	58,000	57,000	56,000	0
	(25) HMIC Inspection	40,000	0	40,000	0
	(26) Professional Fees	20,000	0	0	0
		134,000	69,000	112,000	0
	<b>Gibraltar Co-Ordinating Centre for Criminal Intelligence and Drugs: (iii)</b>				
	(27) General Expenses	2,000	2,000	2,000	0
	(28) Electricity and Water	3,000	3,000	3,000	0
	(29) Telephone Service	4,000	3,000	2,000	0
	(30) Printing and Stationery	1,000	0	1,000	0
	(31) Computer and Office Equipment Expenses	1,000	1,000	1,000	0
	(32) Rents and Service Charges	111,000	85,000	111,000	0
	(33) Conferences	6,000	0	6,000	0
	(34) Security Vetting	2,000	0	2,000	0
	<b>Contracted Services:</b>				
	(35) Cleaning Services	3,000	4,000	3,000	0
		133,000	98,000	131,000	0
	<i>carried forward</i>	1,389,000	1,146,000	1,234,000	435,607

(i) Up to 2019/21 shown under Head 11 Deputy Chief Minister's Office as 'Frontier Monitoring Expenses' (page 48)

(ii) Appendix B - Gibraltar Development Corporation (page 185)

(iii) Up to 2019/21 shown under Head 28 Policing (page 99)

\* Appendix R - List of Retitled Subheads (page 289)

GOVERNMENT OF GIBRALTAR ESTIMATES 2022/2023

HEAD 26 - JUSTICE (cont)		ESTIMATE	FORECAST	ESTIMATE	ACTUAL
		2022/2023	OUTTURN 2021/2022	2021/2022	2019/2021
		£	£	£	£
	<i>brought forward</i>	1,389,000	1,146,000	1,234,000	435,607
<u>OTHER CHARGES</u> (cont)					
<b>Gibraltar Financial Intelligence Unit:</b>					
2	(36) General Expenses	3,000	3,000	2,000	0
	(37) Electricity and Water	2,000	2,000	2,000	0
	(38) Telephone Service	2,000	1,000	4,000	0
	(39) Printing and Stationery	2,000	4,000	1,000	0
	(40) Computer and Office Equipment Expenses	6,000	3,000	6,000	0
	(41) Rents and Service Charges	49,000	43,000	49,000	0
	(42) Investigation Expenses*	2,000	0	2,000	0
	(43) Conferences	14,000	4,000	14,000	0
	(44) Contribution to Egmont	7,000	6,000	6,000	0
	(45) Security Vetting	2,000	0	2,000	0
	(46) Contribution to Gibraltar Development Corporation - Staff Services (i)	142,000	142,000	154,000	0
	(47) Training Expenses	26,000	0	0	0
<b>Contracted Services:</b>					
	(48) Cleaning Services	3,000	3,000	3,000	0
		260,000	211,000	245,000	0
	<i>Relief Cover</i>	0	0	0	0
	<i>EU Sanction Breach - Arrest of MV Grace I</i>	0	0	0	1,802,869
3	(1) COVID-19 Response Fund				
	Contribution to Departmental Expenses (ii)	0	0	1,000	0
Total Other Charges		1,649,000	1,357,000	1,480,000	2,238,476
<b>TOTAL JUSTICE</b>					
	Payroll - Personal Emoluments	629,000	462,000	455,000	838,070
	Industrial Wages	0	0	0	0
		629,000	462,000	455,000	838,070
	Other Charges	1,649,000	1,357,000	1,480,000	2,238,476
Total Justice		2,278,000	1,819,000	1,935,000	3,076,546

(i) Appendix B - Gibraltar Development Corporation (page 185)

(ii) Appendix S - COVID-19 Response Fund (page 292)

**HEAD 27 - GIBRALTAR LAW COURTS**(i) **Minister:** Minister for Justice, Equality and Public Standards and Regulations**Controlling Officer:** Chief Executive, Gibraltar Courts Service**Estimate 2022/23:** £2,160,000(ii) **ESTABLISHMENT** (Source: Human Resources Department)**GIBRALTAR LAW COURTS****SUPREME COURT**

Puisne Judge

2022/2023	2021/2022
3	3
3	3

**MAGISTRATES' AND CORONER'S COURT**

Stipendiary Magistrate

Additional Stipendiary / Registrar

2022/2023	2021/2022
1	1
1	1
2	2

**GIBRALTAR COURTS SERVICE**

Chief Executive (Senior Officer)

Court Clerk

Deputy Clerk to the Magistrates Court

Senior Executive Officer

Higher Executive Officer

Executive Officer

Personal Secretary

Administrative Officer

Administrative Assistant

Bailliff Manager

Bailliff

Senior Paper Keeper

Court Usher / Paperkeeper

Clerk / Wordprocessor

Typist

2022/2023	2021/2022
1	1
1	1
1	1
2	2
2	2
9	9
2	2
9	9
4	4
1	1
3	3
1	1
2	2
4	4
1	1
43	43

2022/2023	2021/2022
48	48

(iii) **INDUSTRIAL STAFF**

2022/2023	2021/2022
0	0

(iv) **GIBRALTAR DEVELOPMENT CORPORATION STAFF**

2022/2023	2021/2022
1	1

**SUMMARY**

2022/2023	2021/2022
49	49

**TOTAL GIBRALTAR LAW COURTS**

HEAD 27 - GIBRALTAR LAW COURTS		ESTIMATE	FORECAST	ESTIMATE	ACTUAL
		2022/2023	OUTTURN 2021/2022	2021/2022	2019/2021
		£	£	£	£
<u>PAYROLL</u>					
1	(1) Personal Emoluments				
	(a) Salaries	1,550,000	1,520,000	1,625,000	3,093,536
	(b) Overtime:				
	(i) Conditioned	0	0	0	0
	(ii) Emergency	1,000	3,000	1,000	0
	(iii) Manning Level Maintenance	0	0	0	0
	(iv) Discretionary	0	0	0	47,254
		1,000	3,000	1,000	47,254
	(c) Allowances	35,000	20,000	35,000	52,576
	(d) Temporary Assistance	0	0	0	0
	(e) Gratuities	0	0	0	0
	(f) Employer's Pension Contributions	85,000	72,000	80,000	96,653
		1,671,000	1,615,000	1,741,000	3,290,019
	(2) Industrial Wages	0	0	0	0
	<b>Total Payroll</b>	<b>1,671,000</b>	<b>1,615,000</b>	<b>1,741,000</b>	<b>3,290,019</b>
<u>OTHER CHARGES</u>					
2	(1) General Expenses	24,000	18,000	24,000	33,579
	(2) Electricity and Water	40,000	37,000	40,000	71,428
	(3) Telephone Service	20,000	17,000	20,000	34,011
	(4) Printing and Stationery	10,000	8,000	10,000	18,509
	(5) Computer and Office Equipment Expenses	1,000	1,000	1,000	0
	(6) Postage Expenses	15,000	15,000	15,000	24,227
	(7) Jurors and Witnesses Expenses	20,000	28,000	20,000	44,725
	(8) Books and Subscriptions*	20,000	20,000	20,000	36,729
	(9) Law Reports Production	40,000	40,000	40,000	77,270
	(10) Repairs and Maintenance*	40,000	30,000	40,000	66,293
	(11) Training Expenses*	5,000	0	5,000	0
	(12) Judicial Conferences and Training	12,000	2,000	12,000	8,975
	(13) Independent Expert Fees	20,000	38,000	20,000	34,590
	(14) Commonwealth Magistrates' Association	2,000	2,000	2,000	3,060
	(15) Court Interpretation and Translation	10,000	9,000	10,000	12,280
	(16) Trial Expenses	1,000	0	1,000	0
	(17) Contribution to Gibraltar Development Corporation - Staff Services (i)	31,000	27,000	30,000	51,708
	(18) Duty Legal Representative Scheme	20,000	9,000	40,000	35,515
	<b>Contracted Services:</b>				
	(19) Cleaning Services*	78,000	78,000	78,000	147,401
	(20) Security Services*	80,000	78,000	80,000	147,673
	<i>carried forward</i>	<b>489,000</b>	<b>457,000</b>	<b>508,000</b>	<b>847,973</b>

(i) Appendix B - Gibraltar Development Corporation (page 185)

\* Appendix R - List of Retitled Subheads (page 289)

<b>HEAD 27 - GIBRALTAR LAW COURTS</b> (cont)		<b>ESTIMATE</b> 2022/2023	<b>FORECAST</b> <b>OUTTURN</b> 2021/2022	<b>ESTIMATE</b> 2021/2022	<b>ACTUAL</b> 2019/2021
		£	£	£	£
	<i>brought forward</i>	489,000	457,000	508,000	847,973
	<b>OTHER CHARGES</b> (cont)				
	<i>Relief Cover</i>	0	0	0	0
	<i>Losses of Public Funds</i>	0	0	0	1,240
3	(1) COVID-19 Response Fund Contribution to Departmental Expenses (i)	0	786	5,000	7,318
	Total Other Charges	489,000	457,786	513,000	856,531
	<b>TOTAL GIBRALTAR LAW COURTS</b>				
	Payroll - Personal Emoluments	1,671,000	1,615,000	1,741,000	3,290,019
	Industrial Wages	0	0	0	0
	Other Charges	489,000	457,786	513,000	856,531
	Total Gibraltar Law Courts	2,160,000	2,072,786	2,254,000	4,146,550

(i) Appendix S - COVID-19 Response Fund (page 292)



**HEAD 28 - POLICING**

(i) **Minister:** Minister for Justice, Equality and Public Standards and Regulations

**Controlling Officers:** Commissioner of Police

**Estimate 2022/23:** £17,549,000

(ii) **ESTABLISHMENT** (Source: Human Resources Department)

2022/2023	2021/2022	<b>POLICING</b>
1	1	Assistant Commissioner
3	3	Superintendent
5	5	Chief Inspector
14	14	Inspector
36	36	Sergeant
198	198	Police Constable
1	1	Senior Executive Officer
1	1	Higher Executive Officer
4	4	Executive Officer
1	1	Personal Secretary
11	12	Administrative Officer
3	2	Administrative Assistant
2	2	Clerk / Wordprocessor
1	1	Typist
1	1	Exhibits Officer
1	1	Stores Officer
9	9	School Crossing Patrol Officer
1	0	<b>Supernumerary Staff</b>
		Police Constable (a)
<b>293</b>	<b>292</b>	

(iii) **INDUSTRIAL STAFF**

2022/2023	2021/2022
<b>3</b>	<b>3</b>

(iv) **GIBRALTAR DEVELOPMENT CORPORATION STAFF**

2022/2023	2021/2022
<b>5</b>	<b>6</b>

**SUMMARY**

2022/2023	2021/2022	
<b>301</b>	<b>301</b>	<b>TOTAL POLICING</b>

(a) Police Constable on career break

HEAD 28 - POLICING		ESTIMATE	FORECAST	ESTIMATE	ACTUAL
		2022/2023	OUTTURN 2021/2022	2021/2022	2019/2021
		£	£	£	£
1	<u>PAYROLL</u>				
	(1) Personal Emoluments				
	(a) Salaries	13,446,000	13,000,000	13,300,000	25,188,000
	(b) Overtime:				
	(i) Conditioned	300,000	270,000	350,000	713,234
	(ii) Emergency	50,000	275,000	300,000	66,464
	(iii) Manning Level Maintenance	350,000	320,000	350,000	1,033,303
	(iv) Discretionary	0	0	0	1,319,344
		700,000	865,000	1,000,000	3,132,345
	(c) Allowances	650,000	670,000	650,000	1,224,617
	(d) Temporary Assistance	72,000	57,000	72,000	169,777
	(e) Employer's Pension Contributions	1,048,000	961,000	970,000	1,522,246
		15,916,000	15,553,000	15,992,000	31,236,985
	(2) Industrial Wages				
	(a) Basic Wages	65,000	65,000	65,000	127,935
	(b) Overtime:				
	(i) Conditioned	0	0	0	0
	(ii) Emergency	0	4,000	0	0
	(iii) Manning Level Maintenance	0	0	0	0
	(iv) Discretionary	0	0	0	16,123
		0	4,000	0	16,123
(c) Allowances	3,000	3,000	3,000	4,381	
(d) Employer's Pension Contributions	4,000	4,000	4,000	8,130	
	72,000	76,000	72,000	156,569	
	<b>Total Payroll</b>	<b>15,988,000</b>	<b>15,629,000</b>	<b>16,064,000</b>	<b>31,393,554</b>
2	<u>OTHER CHARGES</u>				
	(1) General Expenses	70,000	68,000	65,000	127,985
	(2) Electricity and Water	75,000	72,000	65,000	120,884
	(3) Telephone Service	110,000	108,000	110,000	217,035
	(4) Printing and Stationery	60,000	20,000	20,000	37,644
	(5) Computer and Office Equipment Expenses*	10,000	61,000	50,000	116,695
	(6) Rents and Service Charges*	8,000	8,000	7,000	13,112
	(7) Transport Expenses	90,000	74,000	90,000	164,188
	(8) Motor Boats and Launches - Maintenance	140,000	183,000	140,000	260,110
	(9) Motor Boats and Launches - Fuel and Lubricants	80,000	27,000	80,000	124,267
	(10) Investigation Expenses	200,000	360,000	200,000	850,278
	(11) Subsistence of Prisoners	15,000	13,000	15,000	19,366
	(12) Uniforms and Protective Clothing*	175,000	175,000	175,000	317,116
	(13) Repatriation Expenses	1,000	31,000	1,000	25,618
	(14) Training Expenses*	125,000	128,000	125,000	272,109
	(15) Conferences	25,000	18,000	25,000	0
	(16) Anti Drink Driving Campaign	6,000	3,000	6,000	10,502
	(17) Destruction of Confiscated Items	1,000	9,000	1,000	6,385
	(18) Professional Fees	1,000	17,000	20,000	30,984
	(19) Contribution to Gibraltar Development Corporation - Staff Services (i)	131,000	145,000	84,000	225,823
<i>Dog Section Costs</i>	0	3,000	15,000	38,503	
	<i>carried forward</i>	<b>1,323,000</b>	<b>1,523,000</b>	<b>1,294,000</b>	<b>2,978,604</b>

(i) Appendix B - Gibraltar Development Corporation (page 185)

\* Appendix R - List of Retitled Subheads (page 289)

HEAD 28 - POLICING (cont)		ESTIMATE	FORECAST	ESTIMATE	ACTUAL
		2022/2023	OUTTURN 2021/2022	2021/2022	2019/2021
		£	£	£	£
	<i>brought forward</i>	1,323,000	1,523,000	1,294,000	2,978,604
	<b>OTHER CHARGES (cont)</b>				
	<b>Contracted Services:</b>				
2	(20) Cleaning Services*	86,000	87,000	86,000	160,246
	(21) CCTV	22,000	22,000	22,000	0
	(22) Radio Communication System - Gibtelecom Ltd	130,000	130,000	130,000	257,388
		238,000	239,000	238,000	417,634
	<b>Gibraltar Police Authority: (i)</b>				
	<i>Gibraltar Police Authority Expenses</i>	0	0	0	35,622
	<i>Services provided by Gibraltar Development Corporation (ii)</i>	0	0	0	114,207
	<i>HMIC Inspection</i>	0	0	0	0
		0	0	0	149,829
	<b>Gibraltar Co-Ordinating Centre for Criminal Intelligence and Drugs: (i)</b>				
	<i>General Expenses</i>	0	0	0	4,618
	<i>Electricity and Water</i>	0	0	0	7,247
	<i>Telephone Service</i>	0	0	0	13,913
	<i>Printing and Stationery</i>	0	0	0	1,211
	<i>Office Rent and Service Charges</i>	0	0	0	171,600
	<b>Contracted Services:</b>				
	<i>Office Cleaning - Government Cleaning Scheme</i>	0	0	0	5,820
		0	0	0	204,409
	<b>Operational Expenses:</b>				
	<i>Computer and Office Equipment Expenses</i>	0	0	0	12,230
	<i>Investigation and Research</i>	0	0	0	0
	<i>Travelling Expenses</i>	0	0	0	18,145
	<i>Contribution to Egmont</i>	0	0	0	9,901
	<i>Security Vetting</i>	0	0	0	0
	<i>COVID-19 Expenses</i>	0	0	0	0
		0	0	0	40,276
		0	0	0	244,685
	<i>Security Services - RGP CCTV Maintenance (iii)</i>	0	0	0	27,985
	<i>Security Services - Public CCTV Maintenance (iii)</i>	0	0	0	15,386
	<i>Contribution to Gibraltar Development Corporation - Staff Services (ii)</i>	0	0	0	248,030
	<i>Relief Cover</i>	0	0	0	0
	<i>Ex-Gratia Payments</i>	0	19,000	0	5,455
3	(1) COVID-19 Response Fund Contribution to Departmental Expenses (iv)	0	3,962	25,000	104,248
	<b>Total Other Charges</b>	1,561,000	1,784,962	1,557,000	4,191,856
	<b>TOTAL POLICING</b>				
	Payroll - Personal Emoluments	15,916,000	15,553,000	15,992,000	31,236,985
	Industrial Wages	72,000	76,000	72,000	156,569
		15,988,000	15,629,000	16,064,000	31,393,554
	Other Charges	1,561,000	1,784,962	1,557,000	4,191,856
	<b>Total Policing</b>	17,549,000	17,413,962	17,621,000	35,585,410

(i) From 2021/22 shown under Head 26 Justice (page 92)  
(ii) Appendix B - Gibraltar Development Corporation (page 185)  
(iii) From 2021/22 shown under 'CCTV'  
(iv) Appendix S - COVID-19 Response Fund (page 292)  
\* Appendix R - List of Retitled Subheads (page 289)

**HEAD 29 - PRISON**

(i) Minister: Minister for Justice, Equality and Public Standards and Regulations

Controlling Officers: Superintendent of Prison

Estimate 2022/23: £4,132,000

(ii) **ESTABLISHMENT** (Source: Human Resources Department)

2022/2023	2021/2022	<b>PRISON</b>
1	1	Superintendent of Prison
2	2	Chief Officer (Manager E)
7	7	Principal Officer (Grade 7)
64	63	Prison Officer (Grade 8)
1	1	Executive Officer
2	2	Administrative Officer
<u>77</u>	<u>76</u>	

(iii) **INDUSTRIAL STAFF**

2022/2023	2021/2022
<u>0</u>	<u>0</u>

(iv) **GIBRALTAR DEVELOPMENT CORPORATION STAFF**

2022/2023	2021/2022
<u>1</u>	<u>0</u>

**SUMMARY**

2022/2023	2021/2022	
<u>78</u>	<u>76</u>	<b>TOTAL PRISON</b>

HEAD 29 - PRISON		ESTIMATE	FORECAST	ESTIMATE	ACTUAL
		2022/2023	OUTTURN 2021/2022	2021/2022	2019/2021
		£	£	£	£
<b>PAYROLL</b>					
1	(1) Personal Emoluments				
	(a) Salaries	2,628,000	2,570,000	2,521,000	4,792,698
	(b) Overtime:				
	(i) Conditioned	0	0	0	0
	(ii) Emergency	0	3,000	0	0
	(iii) Manning Level Maintenance	180,000	215,000	180,000	346,570
	(iv) Discretionary	0	0	0	215
		180,000	218,000	180,000	346,785
	(c) Allowances	525,000	567,000	490,000	968,896
	(d) Employer's Pension Contributions	232,000	234,000	220,000	391,188
		3,565,000	3,589,000	3,411,000	6,499,567
	(2) Industrial Wages	0	0	0	0
	<b>Total Payroll</b>	<b>3,565,000</b>	<b>3,589,000</b>	<b>3,411,000</b>	<b>6,499,567</b>
<b>OTHER CHARGES</b>					
2	(1) General Expenses	3,000	2,000	3,000	6,759
	(2) Electricity and Water	60,000	61,000	45,000	84,947
	(3) Telephone Service	14,000	12,000	11,000	21,731
	(4) Printing and Stationery	4,000	4,000	4,000	6,866
	(5) Computer and Office Equipment Expenses	1,000	1,000	1,000	0
	(6) Repairs and Maintenance*	5,000	4,000	5,000	8,978
	(7) Domestic Equipment	15,000	15,000	15,000	22,432
	(8) Facilities Repairs and Upgrading	18,000	7,000	10,000	14,523
	(9) Uniforms and Protective Clothing*	18,000	13,000	18,000	33,800
	(10) Training Expenses*	12,000	8,000	12,000	14,048
	(11) Workshop and Rehabilitation of Prisoners	40,000	47,000	50,000	101,200
	(12) Maintenance of Prisoners	250,000	245,000	230,000	428,135
	(13) Clothing for Prisoners	6,000	4,000	6,000	11,995
	(14) Prisoners Wage Scheme	30,000	29,000	30,000	53,501
	(15) Contribution to Gibraltar Development Corporation - Staff Services (i)	28,000	0	0	0
	<b>Contracted Services:</b>				
	(16) Radio Communications - Gibtelecom Ltd	18,000	17,000	17,000	29,164
	(17) Cleaning Services*	20,000	18,000	18,000	34,433
	(18) Maintenance Agreements and Licences*	25,000	22,000	25,000	12,169
	<i>Relief Cover</i>	0	0	0	0
	<i>Compensation and Legal Costs</i>	0	0	0	7,500
3	(1) COVID-19 Response Fund				
	Contribution to Departmental Expenses (i)	0	3,564	6,000	18,700
	<b>Total Other Charges</b>	<b>567,000</b>	<b>512,564</b>	<b>506,000</b>	<b>910,881</b>
<b>TOTAL PRISON</b>					
	Payroll - Personal Emoluments	3,565,000	3,589,000	3,411,000	6,499,567
	Industrial Wages	0	0	0	0
		3,565,000	3,589,000	3,411,000	6,499,567
	Other Charges	567,000	512,564	506,000	910,881
	<b>Total Prison</b>	<b>4,132,000</b>	<b>4,101,564</b>	<b>3,917,000</b>	<b>7,410,448</b>

(i) Appendix S - COVID-19 Response Fund (page 292)

\* Appendix R - List of Retitled Subheads (page 289)

**HEAD 30 - EQUALITY**

(i) **Minister:** Minister for Justice, Equality and Public Standards and Regulations

**Controlling Officer:** Senior Executive Officer, Equality

**Estimate 2022/23:** £1,140,000

(ii) **ESTABLISHMENT** (Source: Human Resources Department)

2022/2023	2021/2022	<b>EQUALITY</b>
1	1	Senior Executive Officer
1	2	Higher Executive Officer
1	2	Executive Officer
1	1	Equalities Officer
2	2	Administrative Assistant
0	1	<i>Crown Counsel</i>
0	1	<b>Supernumerary Staff</b>
0	1	<i>Executive Officer</i>
<b>6</b>	<b>10</b>	

(iii) **INDUSTRIAL STAFF**

2022/2023	2021/2022
0	0

(iv) **GIBRALTAR DEVELOPMENT CORPORATION STAFF**

2022/2023	2021/2022
0	4

**SUMMARY**

2022/2023	2021/2022	<b>TOTAL EQUALITY</b>
<b>6</b>	<b>14</b>	

HEAD 30 - EQUALITY		ESTIMATE	FORECAST	ESTIMATE	ACTUAL
		2022/2023	OUTTURN 2021/2022	2021/2022	2019/2021
		£	£	£	£
<b>PAYROLL</b>					
1	(1) Personal Emoluments				
	(a) Salaries	168,000	296,000	298,000	599,594
	(b) Overtime:				
	(i) Conditioned	0	0	0	0
	(ii) Emergency	1,000	0	1,000	0
	(iii) Manning Level Maintenance	0	0	0	0
	(iv) Discretionary	0	0	0	46,011
		1,000	0	1,000	46,011
	(c) Allowances	5,000	11,000	11,000	30,933
	(d) Temporary Assistance	0	0	0	0
	(e) Employer's Pension Contributions	7,000	13,000	13,000	20,090
		181,000	320,000	323,000	696,628
	(2) Industrial Wages	0	0	0	0
	<b>Total Payroll</b>	<b>181,000</b>	<b>320,000</b>	<b>323,000</b>	<b>696,628</b>
<b>OTHER CHARGES</b>					
2	(1) General Expenses	6,000	11,000	11,000	19,849
	(2) Electricity and Water	11,000	1,000	11,000	7
	(3) Telephone Service	5,000	7,000	10,000	16,954
	(4) Printing and Stationery	1,000	4,000	3,000	5,491
	(5) Computer and Office Equipment Expenses	1,000	1,000	1,000	0
	(6) Rents and Service Charges*	226,000	194,000	196,000	50,349
	(7) Grant to Women in Need	286,000	286,000	286,000	571,996
	(8) Marriage Counselling	12,000	12,000	12,000	24,000
	(9) Equality	100,000	66,000	100,000	162,143
	(10) Contributions to Citizens Advice Bureau	240,000	240,000	240,000	478,863
	(11) Multi-Agency Public Protection Arrangement (MAPPA)	10,000	0	10,000	9,357
	(12) Quality of Care	1,000	0	0	0
	<b>Contracted Services:</b>				
	(13) Cleaning Services	12,000	1,000	12,000	0
	(14) Shop Mobility*	48,000	48,000	48,000	96,000
	<i>Contribution to Gibraltar Development Corporation - Staff Services (i)</i>	0	135,000	140,000	215,487
	<i>Relief Cover</i>	0	0	0	0
3	(1) COVID-19 Response Fund Contribution to Departmental Expenses (ii)	0	0	1,000	973
	<b>Total Other Charges</b>	<b>959,000</b>	<b>1,006,000</b>	<b>1,081,000</b>	<b>1,651,469</b>
<b>TOTAL EQUALITY</b>					
	Payroll - Personal Emoluments	181,000	320,000	323,000	696,628
	Industrial Wages	0	0	0	0
		181,000	320,000	323,000	696,628
	Other Charges	959,000	1,006,000	1,081,000	1,651,469
	<b>Total Equality</b>	<b>1,140,000</b>	<b>1,326,000</b>	<b>1,404,000</b>	<b>2,348,097</b>

(i) Appendix B - Gibraltar Development Corporation (page 185)

(ii) Appendix S - COVID-19 Response Fund (page 292)

\* Appendix R - List of Retitled Subheads (page 289)

**HEAD 31 - CIVIL CONTINGENCY**


---

(i) Minister: Minister for Justice, Equality and Public Standards and Regulations

Controlling Officer: Senior Executive Officer, Equality

Estimate 2022/23: £387,000

---

(ii) **ESTABLISHMENT** (Source: Human Resources Department)

2022/2023	2021/2022	<b><u>CIVIL CONTINGENCY</u></b>
1	1	Civil Contingencies Coordinator
1	1	Civil Contingency and Departmental Press Officer
1	1	Civil Contingency Officer
1	1	<b>Supernumerary Staff</b>
4	4	Senior Customs Officer

---

(iii) **INDUSTRIAL STAFF**

2022/2023	2021/2022
0	0

---

(iv) **GIBRALTAR DEVELOPMENT CORPORATION STAFF**

2022/2023	2021/2022
1	1

---

**SUMMARY**

2022/2023	2021/2022	
5	5	<b>TOTAL CIVIL CONTINGENCY</b>

---



HEAD 31 - CIVIL CONTINGENCY		ESTIMATE	FORECAST	ESTIMATE	ACTUAL
		2022/2023	OUTTURN 2021/2022	2021/2022	2019/2021
		£	£	£	£
1	<b>PAYROLL</b>				
	(1) Personal Emoluments				
	(a) Salaries	133,000	132,000	133,000	156,921
	(b) Overtime				
	(i) Conditioned	20,000	17,000	20,000	0
	(ii) Emergency	0	0	0	0
	(iii) Manning Level Maintenance	0	0	0	0
	(iv) Discretionary	0	0	0	0
		20,000	17,000	20,000	0
	(c) Allowances	11,000	11,000	11,000	0
(d) Employer's Pension Contributions	9,000	9,000	9,000	17,000	
	173,000	169,000	173,000	173,921	
(2) Industrial Wages	0	0	0	0	
	<b>Total Payroll</b>	<b>173,000</b>	<b>169,000</b>	<b>173,000</b>	<b>173,921</b>
2	<b>OTHER CHARGES</b>				
	(1) General Expenses (i)	3,000	6,000	3,000	0
	(2) Electricity and Water (i)	0	0	0	0
	(3) Telephone Service (i)	5,000	4,000	5,000	0
	(4) Printing and Stationery (i)	1,000	1,000	1,000	0
	(5) Computer and Office Equipment Expenses (i)	1,000	1,000	1,000	0
	(6) Training Expenses (i)	20,000	3,000	20,000	0
	(7) Publications (i)	1,000	0	1,000	0
	(8) Conferences (i)	5,000	1,000	5,000	0
	(9) Contract Officers	90,000	91,000	86,000	186,925
	(10) Contribution to Gibraltar Development Corporation - Staff Services (ii)	29,000	28,000	27,000	52,084
	(11) Relief Cover	45,000	45,000	45,000	35,400
	<b>Contracted Services:</b>				
	(12) Weather Transmission Reports (i)	2,000	3,000	2,000	0
(13) Radio Communication System - Gibtelecom Ltd (i)	12,000	13,000	12,000	0	
<i>Civil Contingency Planning</i>	0	0	0	61,655	
3	(1) COVID-19 Response Fund Contribution to Departmental Expenses (iii)	0	459,821	200,000	595,300
	(2) Redeployed Personnel (iii)	0	667,209	150,000	732,260
	<b>Total Other Charges</b>	<b>214,000</b>	<b>1,323,030</b>	<b>558,000</b>	<b>1,663,624</b>
<b>TOTAL CIVIL CONTINGENCY</b>					
	Payroll - Personal Emoluments	173,000	169,000	173,000	173,921
	Industrial Wages	0	0	0	0
		173,000	169,000	173,000	173,921
	Other Charges	214,000	1,323,030	558,000	1,663,624
	<b>Total Civil Contingency</b>	<b>387,000</b>	<b>1,492,030</b>	<b>731,000</b>	<b>1,837,545</b>

(i) Up to 2019/21 included under disappearing subhead 'Civil Contingency Planning'

(ii) Appendix B - Gibraltar Development Corporation (page 185)

(iii) Appendix S - COVID-19 Response Fund (page 292)

**HEAD 32 - GIBRALTAR REGULATORY AUTHORITY**

---

(i) Minister: Minister for Justice, Equality and Public Standards and Regulations

Controlling Officer: Senior Executive Officer, Equality

Estimate 2022/23: £2,400,000

---

<b>HEAD 32 - GIBRALTAR REGULATORY AUTHORITY (i)</b>		<b>ESTIMATE</b>	<b>FORECAST</b>	<b>ESTIMATE</b>	<b>ACTUAL</b>
		<b>2022/2023</b>	<b>OUTTURN</b> <b>2021/2022</b>	<b>2021/2022</b>	<b>2019/2021</b>
		<b>£</b>	<b>£</b>	<b>£</b>	<b>£</b>
1	<u>PAYROLL</u>				
	(1) Personal Emoluments	0	0	0	0
	(2) Industrial Wages	0	0	0	0
	Total Payroll	0	0	0	0
2	<u>OTHER CHARGES</u>				
	(1) Contribution to Gibraltar Regulatory Authority	2,400,000	2,380,000	2,380,000	4,610,000
	Total Other Charges	2,400,000	2,380,000	2,380,000	4,610,000
<b><u>TOTAL GIBRALTAR REGULATORY AUTHORITY</u></b>					
	Payroll - Personal Emoluments	0	0	0	0
	Industrial Wages	0	0	0	0
		0	0	0	0
	Other Charges	2,400,000	2,380,000	2,380,000	4,610,000
	Total Gibraltar Regulatory Authority	2,400,000	2,380,000	2,380,000	4,610,000

(i) In accordance with Section 19(2) of the Gibraltar Regulatory Act accounts for the Authority will be laid before Parliament

**HEAD 33 - TOWN PLANNING AND BUILDING CONTROL**

(i) **Minister:** Minister for Justice, Equality and Public Standards and Regulations

**Controlling Officer:** Town Planner

**Estimate 2022/23:** £1,184,000

(ii) **ESTABLISHMENT** (Source: Human Resources Department)

2022/2023	2021/2022	<b><u>TOWN PLANNING AND BUILDING CONTROL</u></b>
3	3	Senior Professional and Technology Officer
2	2	Higher Professional and Technology Officer
8	8	Professional and Technology Officer
1	1	Executive Officer
2	2	Technical Grade 1
4	4	Administrative Officer
0	1	<b>Supernumerary Staff</b>
20	21	<i>Administrative Assistant</i>

(iii) **INDUSTRIAL STAFF** (Source: Human Resources Department)

2022/2023	2021/2022
0	0

(iv) **GIBRALTAR DEVELOPMENT CORPORATION STAFF** (Source: Public Service Support Unit)

2022/2023	2021/2022
2	2

**SUMMARY**

2022/2023	2021/2022	<b>TOTAL TOWN PLANNING AND BUILDING CONTROL</b>
22	23	

HEAD 33 - TOWN PLANNING AND BUILDING CONTROL		ESTIMATE	FORECAST	ESTIMATE	ACTUAL
		2022/2023	OUTTURN 2021/2022	2021/2022	2019/2021
		£	£	£	£
<b>PAYROLL</b>					
1	(1) Personal Emoluments				
	(a) Salaries	682,000	723,000	730,000	1,465,355
	(b) Overtime:				
	(I) Conditioned	0	0	0	0
	(II) Emergency	1,000	2,000	1,000	0
	(III) Manning Level Maintenance	0	0	0	0
	(IV) Discretionary	0	0	0	69,872
		1,000	2,000	1,000	69,872
	(c) Allowances	8,000	9,000	8,000	15,131
	(d) Temporary Assistance	5,000	3,000	5,000	6,581
	(e) Employer's Pension Contributions	45,000	47,000	45,000	69,848
		741,000	784,000	789,000	1,626,787
	<b>Ministry: (i)</b>				
	Salaries	0	0	0	530,947
	Overtime:				
	Conditioned	0	0	0	0
	Emergency	0	0	0	0
	Manning Level Maintenance	0	0	0	0
	Discretionary	0	0	0	31,677
		0	0	0	31,677
	Allowances	0	0	0	18,235
	Temporary Assistance	0	0	0	0
	Employer's Pension Contributions	0	0	0	11,919
		0	0	0	592,778
		741,000	784,000	789,000	2,219,565
	(2) Industrial Wages	0	0	0	0
	<b>Total Payroll</b>	<b>741,000</b>	<b>784,000</b>	<b>789,000</b>	<b>2,219,565</b>
<b>OTHER CHARGES</b>					
2	(1) General Expenses	5,000	2,000	5,000	12,037
	(2) Electricity and Water	5,000	5,000	5,000	6,441
	(3) Telephone Service	12,000	11,000	12,000	21,600
	(4) Printing and Stationery	5,000	8,000	5,000	9,175
	(5) Computer and Office Equipment Expenses	1,000	1,000	1,000	0
	(6) Rents and Service Charges*	205,000	244,000	200,000	348,569
	(7) Transport Expenses*	1,000	1,000	1,000	976
	(8) Books and Subscriptions	15,000	9,000	15,000	1,749
	(9) Uniforms and Protective Clothing*	3,000	1,000	3,000	496
	(10) Town Planning Geographical Information System	40,000	29,000	39,000	65,219
	(11) Consultancy Services*	50,000	4,000	50,000	95,510
	(12) Development and Planning Commission Expenses*	15,000	1,000	15,000	12,450
	(13) Contribution to Gibraltar Development Corporation - Staff Services (ii)	78,000	97,000	75,000	259,751
	<b>Contracted Services:</b>				
	(14) Cleaning Services*	8,000	11,000	8,000	11,827
	<i>carried forward</i>	<b>443,000</b>	<b>424,000</b>	<b>434,000</b>	<b>845,800</b>

(i) From 2021/22 shown under Head 51 Business (page 152)

(ii) Appendix B - Gibraltar Development Corporation (page 185)

\* Appendix R - List of Retitled Subheads (page 289)

<b>HEAD 33 - TOWN PLANNING AND BUILDING CONTROL</b> (cont)		<b>ESTIMATE</b>	<b>FORECAST</b>	<b>ESTIMATE</b>	<b>ACTUAL</b>
		<b>2022/2023</b>	<b>OUTTURN</b>	<b>2021/2022</b>	<b>2019/2021</b>
		<b>£</b>	<b>£</b>	<b>£</b>	<b>£</b>
	<i>brought forward</i>	443,000	424,000	434,000	845,800
	<b>OTHER CHARGES</b> (cont)				
2	<b>Ministry:</b> (i)				
	<i>Office Expenses:</i>				
	<i>General Expenses</i>	0	0	0	10,332
	<i>Electricity and Water</i>	0	0	0	4,801
	<i>Telephone Service</i>	0	0	0	21,806
	<i>Printing and Stationery</i>	0	0	0	3,870
	<i>Office Rent and Service Charges</i>	0	0	0	117,402
	<i>Publications</i>	0	0	0	1,163
	<i>Contracted Services:</i>				
	<i>Office Cleaning - Government Cleaning Scheme</i>	0	0	0	12,338
		0	0	0	171,712
	<i>Relief Cover</i>	0	0	0	0
3	(1) COVID-19 Response Fund				
	Contribution to Departmental Expenses (ii)	0	1,118	1,000	597
	Total Other Charges	443,000	425,118	435,000	1,018,109
<b>TOTAL TOWN PLANNING AND BUILDING CONTROL</b>					
	Payroll - Personal Emoluments	741,000	784,000	789,000	2,219,565
	Industrial Wages	0	0	0	0
		741,000	784,000	789,000	2,219,565
	Other Charges	443,000	425,118	435,000	1,018,109
	Total Town Planning and Building Control	1,184,000	1,209,118	1,224,000	3,237,674

(i) From 2021/22 shown under Head 51 Business (page 152)

(ii) Appendix S - COVID-19 Response Fund (page 292)

**HEAD 34 - OFFICE OF FAIR TRADING**

(i) Minister: Minister for Justice, Equality and Public Standards and Regulations

Controlling Officer: Senior Officer (GDC), Office of Fair Trading

Estimate 2022/23: £650,000

(ii) **ESTABLISHMENT** (Source: Human Resources Department)

2022/2023	2021/2022	<b><u>OFFICE OF FAIR TRADING</u></b>
2	2	Higher Executive Officer
3	2	Executive Officer
3	3	Administrative Officer
1	1	Administrative Assistant
1	0	<b>Supernumerary Staff</b>
10	8	Administrative Assistant

(iii) **INDUSTRIAL STAFF**

2022/2023	2021/2022
0	0

(iv) **GIBRALTAR DEVELOPMENT CORPORATION STAFF**

2022/2023	2021/2022
4	4

**SUMMARY**

2022/2023	2021/2022	<b>TOTAL OFFICE OF FAIR TRADING</b>
14	12	

HEAD 34 - OFFICE OF FAIR TRADING (i)		ESTIMATE	FORECAST	ESTIMATE	ACTUAL
		2022/2023	OUTTURN 2021/2022	2021/2022	2019/2021
		£	£	£	£
1	<b>PAYROLL</b>				
	(1) Personal Emoluments				
	(a) Salaries	316,000	250,000	329,000	0
	(b) Overtime:				
	(i) Conditioned	0	0	0	0
	(ii) Emergency	1,000	0	1,000	0
	(iii) Manning Level Maintenance	0	0	0	0
	(iv) Discretionary	0	0	0	0
		1,000	0	1,000	0
	(c) Allowances	1,000	1,000	4,000	0
	(d) Employer's Pension Contributions	22,000	21,000	16,000	0
		340,000	272,000	350,000	0
	(2) Industrial Wages	0	0	0	0
		<b>Total Payroll</b>	<b>340,000</b>	<b>272,000</b>	<b>350,000</b>
2	<b>OTHER CHARGES</b>				
	(1) General Expenses	4,000	2,000	4,000	0
	(2) Electricity and Water	2,000	2,000	2,000	0
	(3) Telephone Service	6,000	6,000	6,000	0
	(4) Printing and Stationery	5,000	5,000	5,000	0
	(5) Computer and Office Equipment Expenses	1,000	1,000	1,000	0
	(6) Rents and Service Charges	55,000	69,000	55,000	0
	(7) Training Expenses	1,000	0	1,000	0
	(8) Moneyval	9,000	3,000	9,000	0
	(9) Product Testing	1,000	0	1,000	0
	(10) Inspections	1,000	0	1,000	0
	(11) Contribution to Gibraltar Development Corporation - Staff Services (ii)	214,000	211,000	211,000	0
	(12) Marketing	2,000	0	2,000	0
	<b>Contracted Services:</b>				
(13) Cleaning Services	9,000	12,000	9,000	0	
3	(1) COVID-19 Response Fund Contribution to Departmental Expenses (iii)	0	21	1,000	0
	<b>Total Other Charges</b>	<b>310,000</b>	<b>311,021</b>	<b>308,000</b>	<b>0</b>
<b>TOTAL OFFICE OF FAIR TRADING</b>					
Payroll - Personal Emoluments		340,000	272,000	350,000	0
Industrial Wages		0	0	0	0
		340,000	272,000	350,000	0
Other Charges		310,000	311,021	308,000	0
<b>Total Office of Fair Trading</b>		<b>650,000</b>	<b>583,021</b>	<b>658,000</b>	<b>0</b>

(i) Up to 2019/21 shown under disappearing Head Commerce (pages 149 - 150)

(ii) Appendix B - Gibraltar Development Corporation (page 185)

(iii) Appendix S - COVID-19 Response Fund (page 292)



**HEAD 35 - FIRE AND RESCUE SERVICE**(i) Minister: Minister for Justice, Equality and Public Standards and RegulationsControlling Officer: Chief Fire OfficerEstimate 2022/23: £5,496,000(ii) **ESTABLISHMENT** (Source: Human Resources Department)

2022/2023	2021/2022	<b><u>FIRE AND RESCUE SERVICE</u></b>
1	1	Chief Fire Officer
1	1	Deputy Chief Fire Officer
2	2	Divisional Officer
4	4	Station Officer
7	7	Sub Officer
1	1	Head Mechanic
8	8	Leading Firefighter
45	45	Firefighter
3	3	Leading Fire Control Operator
6	6	Fire Control Operator
1	1	Executive Officer
2	2	Mechanic/Handyperson
1	1	Administrative Officer
1	0	Typist
0	2	<i>Administrative Assistant</i>
0	2	<b>Supernumerary Staff</b>
0	1	<i>Firefighter</i>
0	1	<i>Typist</i>
<b>83</b>	<b>87</b>	

(iii) **INDUSTRIAL STAFF**

2022/2023	2021/2022
0	0

(iv) **GIBRALTAR DEVELOPMENT CORPORATION STAFF**

2022/2023	2021/2022
1	0

**SUMMARY**

2022/2023	2021/2022	
<b>84</b>	<b>87</b>	<b>TOTAL FIRE AND RESCUE SERVICE</b>

HEAD 35 - FIRE AND RESCUE SERVICE		ESTIMATE	FORECAST	ESTIMATE	ACTUAL
		2022/2023	OUTTURN 2021/2022	2021/2022	2019/2021
		£	£	£	£
1	<b>PAYROLL</b>				
	(1) Personal Emoluments				
	(a) Salaries	3,309,000	3,325,000	3,572,000	6,544,000
	(b) Overtime:				
	(i) Conditioned	640,000	660,000	640,000	1,310,867
	(ii) Emergency	1,000	12,000	0	0
	(iii) Manning Level Maintenance	400,000	430,000	400,000	764,008
	(iv) Discretionary	0	0	0	63,465
		1,041,000	1,102,000	1,040,000	2,138,340
	(c) Allowances	625,000	625,000	600,000	1,181,415
	(d) Employer's Pension Contributions	175,000	175,000	170,000	310,611
		5,150,000	5,227,000	5,382,000	10,174,366
	<i>Industrial Wages</i>				
	<i>Basic Wages</i>	0	0	0	0
	<i>Overtime:</i>				
	<i>Conditioned</i>	0	0	0	0
	<i>Emergency</i>	0	0	0	0
	<i>Manning Level Maintenance</i>	0	0	0	0
	<i>Discretionary</i>	0	0	0	0
		0	0	0	0
	<i>Allowances</i>	0	0	0	0
<i>Employer's Pension Contributions</i>	0	0	0	0	
	0	0	0	0	
	<b>Total Payroll</b>	<b>5,150,000</b>	<b>5,227,000</b>	<b>5,382,000</b>	<b>10,174,366</b>
2	<b>OTHER CHARGES</b>				
	(1) General Expenses	15,000	14,000	15,000	27,658
	(2) Electricity and Water	33,000	28,000	33,000	65,854
	(3) Telephone Service	18,000	20,000	18,000	35,316
	(4) Printing and Stationery	5,000	5,000	5,000	12,485
	(5) Repairs and Maintenance*	25,000	43,000	25,000	61,803
	(6) Fire Precautions	9,000	8,000	9,000	58,323
	(7) Uniforms and Protective Clothing*	35,000	38,000	45,000	91,551
	(8) Civil Protection	2,000	2,000	2,000	1,237
	(9) Training Expenses*	105,000	66,000	105,000	199,964
	(10) Fire Fighting Simulator Expenses	1,000	2,000	1,000	1,728
	(11) Mobile Command Unit	7,000	7,000	7,000	6,967
	(12) Consultancy Services*	1,000	0	1,000	630
	<b>Contracted Services:</b>				
	(13) Cleaning Services*	32,000	40,000	32,000	54,059
	(14) Radio Communication System - Gibtelecom Ltd	30,000	29,000	30,000	57,408
(15) Contribution to Gibraltar Development Corporation - Staff Services (i)	28,000	0	0	49,821	
<i>Relief Cover</i>	0	0	0	204	
3	(1) COVID-19 Response Fund				
	Contribution to Departmental Expenses (ii)	0	916	1,000	4,102
	<b>Total Other Charges</b>	<b>346,000</b>	<b>302,916</b>	<b>329,000</b>	<b>729,110</b>
<b>TOTAL FIRE AND RESCUE SERVICE</b>					
	Payroll - Personal Emoluments	5,150,000	5,227,000	5,382,000	10,174,366
	Industrial Wages	0	0	0	0
		5,150,000	5,227,000	5,382,000	10,174,366
	Other Charges	346,000	302,916	329,000	729,110
	<b>Total Fire and Rescue Service</b>	<b>5,496,000</b>	<b>5,529,916</b>	<b>5,711,000</b>	<b>10,903,476</b>

(i) Appendix B - Gibraltar Development Corporation (page 185)

(ii) Appendix S - COVID-19 Response Fund (page 292)

\* Appendix R - List of Retitled Subheads (page 289)

**HEAD 36 - AIRPORT FIRE AND RESCUE SERVICE**

---

(i) Minister: Minister for Justice, Equality and Public Standards and Regulations

Controlling Officer: Senior Executive Officer, Equality

Estimate 2022/23: £3,350,000

---

<b>HEAD 36 - AIRPORT FIRE AND RESCUE SERVICE</b>		<b>ESTIMATE</b>	<b>FORECAST</b>	<b>ESTIMATE</b>	<b>ACTUAL</b>
		<b>2022/2023</b>	<b>OUTTURN</b> <b>2021/2022</b>	<b>2021/2022</b>	<b>2019/2021</b>
		<b>£</b>	<b>£</b>	<b>£</b>	<b>£</b>
1	<u>PAYROLL</u>				
	(1) Personal Emoluments	0	0	0	0
	(2) Industrial Wages	0	0	0	0
	Total Payroll	0	0	0	0
2	<u>OTHER CHARGES</u>				
	(1) Contribution to Airport Fire and Rescue Service (i)	3,350,000	3,000,000	3,100,000	0
	Total Other Charges	3,350,000	3,000,000	3,100,000	0
<b><u>TOTAL AIRPORT FIRE AND RESCUE SERVICE</u></b>					
	Payroll - Personal Emoluments	0	0	0	0
	Industrial Wages	0	0	0	0
	Other Charges	3,350,000	3,000,000	3,100,000	0
	Total Airport Fire and Rescue Service	3,350,000	3,000,000	3,100,000	0

(i) Up to 2019/21 shown under disappearing Head Commercial Aviation (page 163)

**HEAD 37 - HOUSING**(i) **Minister:** Minister for Housing, Employment, Youth and Sport**Controlling Officer:** Principal Housing Officer**Estimate 2022/23:** £10,161,000(ii) **ESTABLISHMENT** (Source: Human Resources Department)

2022/2023	2021/2022	<b><u>HOUSING</u></b>
1	1	Principal Housing Officer (Senior Officer)
1	1	Senior Executive Officer
1	1	Higher Executive Officer
4	4	Executive Officer
5	7	Administrative Officer
6	6	Administrative Assistant
0	1	<b>Supernumerary Staff</b>
		<i>Messenger</i>
<u>18</u>	<u>21</u>	

(iii) **INDUSTRIAL STAFF**

2022/2023	2021/2022
<u>0</u>	<u>0</u>

(iv) **GIBRALTAR DEVELOPMENT CORPORATION STAFF**

2022/2023	2021/2022
<u>6</u>	<u>8</u>

**SUMMARY**

2022/2023	2021/2022	
<u>24</u>	<u>29</u>	<b>TOTAL HOUSING</b>

HEAD 37 - HOUSING		ESTIMATE	FORECAST	ESTIMATE	ACTUAL
		2022/2023	OUTTURN 2021/2022	2021/2022	2019/2021
		£	£	£	£
	<u>PAYROLL</u>				
1	(1) Personal Emoluments				
	(a) Salaries	610,000	583,000	574,000	1,328,572
	(b) Overtime:				
	(i) Conditioned	0	0	0	0
	(ii) Emergency	1,000	1,000	1,000	0
	(iii) Manning Level Maintenance	0	0	0	0
	(iv) Discretionary	0	0	0	18,389
		1,000	1,000	1,000	18,389
	(c) Allowances	5,000	6,000	17,000	29,819
	(d) Temporary Assistance	0	0	0	0
	(e) Employer's Pension Contributions	40,000	42,000	44,000	77,328
		656,000	632,000	636,000	1,454,108
	(2) Industrial Wages				
	(a) Basic Wages	0	24,000	26,000	51,678
	(b) Overtime:				
	(i) Conditioned	0	0	0	0
	(ii) Emergency	0	0	0	0
	(iii) Manning Level Maintenance	0	0	0	0
	(iv) Discretionary	0	0	0	76
		0	0	0	76
	(c) Allowances	0	0	0	0
	(d) Employer's Pension Contributions	0	0	0	0
		0	24,000	26,000	51,754
	Total Payroll	656,000	656,000	662,000	1,505,862
	<u>OTHER CHARGES</u>				
2	(1) General Expenses	8,000	4,000	8,000	16,224
	(2) Electricity and Water	3,000	4,000	4,000	7,827
	(3) Telephone Service	15,000	18,000	15,000	47,665
	(4) Printing and Stationery	15,000	14,000	15,000	25,666
	(5) Computer and Office Equipment Expenses*	34,000	19,000	30,000	54,481
	(6) Rents and Service Charges*	20,000	19,000	22,000	42,261
	(7) Postage Expenses	17,000	17,000	20,000	37,570
	(8) Housing Legal Expenses	12,000	74,000	12,000	21,060
	(9) Government Tenants - Rosia Dale Maintenance Charges	3,000	3,000	3,000	4,143
	(10) Estates - Staircase Lighting	180,000	195,000	180,000	362,991
	(11) Electrical Services - Gibraltar Electricity Authority (i)	610,000	640,000	610,000	1,350,448
	(12) Decanting Expenses	10,000	4,000	10,000	17,358
	(13) Transport Expenses	1,000	1,000	1,000	1,311
	(14) Service Charges - Government Leaseholds	60,000	62,000	60,000	119,597
	(15) Contribution to Gibraltar Development Corporation - Staff Services (ii)	213,000	265,000	285,000	392,633
	(16) Rates on Government Housing Stock	1,600,000	1,425,000	1,430,000	2,859,126
	<i>carried forward</i>	2,801,000	2,764,000	2,705,000	5,360,361

(i) Appendix I - Gibraltar Electricity Authority (page 247)

(ii) Appendix B - Gibraltar Development Corporation (page 185)

\* Appendix R - List of Retitled Subheads (page 289)

HEAD 37 - HOUSING (cont)		ESTIMATE	FORECAST	ESTIMATE	ACTUAL
		2022/2023	OUTTURN 2021/2022	2021/2022	2019/2021
		£	£	£	£
	<i>brought forward</i>	2,801,000	2,764,000	2,705,000	5,360,361
	<b>OTHER CHARGES (cont)</b>				
	<b>Contracted Services:</b>				
2	(17) Cleaning Services*	25,000	23,000	23,000	50,791
	(18) Security Services	23,000	22,000	23,000	43,206
	(19) Contributions from the Consolidated Fund to the Housing Works Agency (i)	6,656,000	6,620,000	6,623,000	14,612,000
	<i>Losses of Public Funds</i>	0	4,000	0	0
	<i>Compensation and Legal Costs</i>	0	40,000	0	0
	<i>Relief Cover</i>	0	0	0	0
	<i>Ex-Gratia Payments</i>	0	0	0	732
3	(1) COVID-19 Response Fund Contribution to Departmental Expenses (ii)	0	0	1,000	359
	<b>Total Other Charges</b>	<b>9,505,000</b>	<b>9,473,000</b>	<b>9,375,000</b>	<b>20,067,449</b>
	<b>TOTAL HOUSING</b>				
	Payroll - Personal Emoluments	656,000	632,000	636,000	1,454,108
	Industrial Wages	0	24,000	26,000	51,754
		656,000	656,000	662,000	1,505,862
	Other Charges	9,505,000	9,473,000	9,375,000	20,067,449
	<b>Total Housing</b>	<b>10,161,000</b>	<b>10,129,000</b>	<b>10,037,000</b>	<b>21,573,311</b>

(i) Appendix D - Housing Works Agency (page 215)

(ii) Appendix S - COVID-19 Response Fund (page 292)

\* Appendix R - List of Retitled Subheads (page 289)

**HEAD 38 - EMPLOYMENT**

(i) Minister: Minister for Housing, Employment, Youth and Sport

Controlling Officer: Principal Secretary (Employment)

Estimate 2022/23: £1,865,000

(ii) **ESTABLISHMENT** (Source: Human Resources Department)

2022/2023	2021/2022	<b>EMPLOYMENT</b>
1	1	Senior Executive Officer
6	4	Higher Executive Officer
1	1	Health & Safety Officer III
2	2	Health & Safety Officer IV
6	5	Executive Officer
6	6	Administrative Officer
3	0	Administrative Assistant
0	1	<b>Supernumerary Staff</b>
0	1	<i>Labour Inspector (Executive Officer)</i>
0	2	<i>Executive Officer</i>
0	2	<i>Administrative Assistant</i>
<u>25</u>	<u>23</u>	
2022/2023	2021/2022	<b>EMPLOYMENT TRIBUNAL</b>
1	1	Executive Officer
1	1	Administrative Officer
<u>2</u>	<u>2</u>	
2022/2023	2021/2022	
<u>27</u>	<u>25</u>	

(iii) **INDUSTRIAL STAFF**

2022/2023	2021/2022
<u>0</u>	<u>0</u>

(iv) **GIBRALTAR DEVELOPMENT CORPORATION STAFF**

2022/2023	2021/2022
<u>19</u>	<u>18</u>

**SUMMARY**

2022/2023	2021/2022	<b>TOTAL EMPLOYMENT</b>
<u>46</u>	<u>43</u>	



HEAD 38 - EMPLOYMENT		ESTIMATE	FORECAST	ESTIMATE	ACTUAL
		2022/2023	OUTTURN 2021/2022	2021/2022	2019/2021
		£	£	£	£
<b>PAYROLL</b>					
1	(1) Personal Emoluments				
	(a) Salaries	764,000	735,000	740,000	1,472,102
	(b) Overtime:				
	(i) Conditioned	0	0	0	0
	(ii) Emergency	45,000	70,000	45,000	0
	(iii) Manning Level Maintenance	0	0	0	0
	(iv) Discretionary	0	0	0	185,908
		45,000	70,000	45,000	185,908
	(c) Allowances	14,000	16,000	14,000	18,821
	(d) Temporary Assistance	0	0	0	0
	(e) Employer's Pension Contributions	58,000	57,000	56,000	152,622
		881,000	878,000	855,000	1,829,453
	(2) Industrial Wages	0	0	0	0
	<b>Total Payroll</b>	<b>881,000</b>	<b>878,000</b>	<b>855,000</b>	<b>1,829,453</b>
<b>OTHER CHARGES</b>					
2	(1) General Expenses	6,000	6,000	9,000	13,490
	(2) Electricity and Water	7,000	6,000	6,000	6,807
	(3) Telephone Service	25,000	27,000	25,000	50,660
	(4) Printing and Stationery	17,000	20,000	16,000	32,074
	(5) Computer and Office Equipment Expenses	1,000	3,000	1,000	0
	(6) Postage Expenses	3,000	3,000	2,000	3,471
	(7) Rents and Service Charges*	21,000	22,000	21,000	41,349
	(8) Repairs and Maintenance*	8,000	8,000	22,000	20,912
	(9) Transport Expenses	2,000	2,000	1,000	533
	(10) Uniforms and Protective Clothing*	1,000	0	1,000	115
	(11) Health and Safety Programme	1,000	0	1,000	0
	(12) Contribution to Gibraltar Development Corporation - Staff Services (i)	755,000	613,000	583,000	1,130,778
	(13) Employment Tribunal (ii)	100,000	21,000	160,000	53,838
	<b>Contracted Services:</b>				
	(14) Cleaning Services*	20,000	19,000	20,000	34,741
	(15) Security Services*	17,000	17,000	17,000	37,234
	<i>Relief Cover</i>	0	0	0	0
3	(1) COVID-19 Response Fund Contribution to Departmental Expenses (iii)	0	129,851	1,000	848
	<b>Total Other Charges</b>	<b>984,000</b>	<b>896,851</b>	<b>886,000</b>	<b>1,426,850</b>
<b>TOTAL EMPLOYMENT</b>					
	Payroll - Personal Emoluments	881,000	878,000	855,000	1,829,453
	Industrial Wages	0	0	0	0
		881,000	878,000	855,000	1,829,453
	Other Charges	984,000	896,851	886,000	1,426,850
	<b>Total Employment</b>	<b>1,865,000</b>	<b>1,774,851</b>	<b>1,741,000</b>	<b>3,256,303</b>

(i) Appendix B - Gibraltar Development Corporation (page 185)

(ii) Up to 2021/22 titled 'Industrial Tribunal'

(iii) Appendix S - COVID-19 Response Fund (page 292)

\* Appendix R - List of Retitled Subheads (page 289)

**HEAD 39 - YOUTH**

(i) Minister: Minister for Housing, Employment, Youth and Sport

Controlling Officer: Grade 5 (GDC), Youth and Sport

Estimate 2022/23: £668,000

(ii) **ESTABLISHMENT** (Source: Human Resources Department)

2022/2023	2021/2022	<b><u>YOUTH</u></b>
1	1	Principal Youth Officer
2	2	Senior Youth and Community Worker
5	5	Youth and Community Worker
<u>8</u>	<u>8</u>	

(iii) **INDUSTRIAL STAFF**

2022/2023	2021/2022
<u>2</u>	<u>2</u>

(iv) **GIBRALTAR DEVELOPMENT CORPORATION STAFF**

2022/2023	2021/2022
<u>0</u>	<u>0</u>

**SUMMARY**

2022/2023	2021/2022	
<u>10</u>	<u>10</u>	<b>TOTAL YOUTH</b>

HEAD 39 - YOUTH		ESTIMATE	FORECAST	ESTIMATE	ACTUAL
		2022/2023	OUTTURN 2021/2022	2021/2022	2019/2021
		£	£	£	£
<b>PAYROLL</b>					
1	(1) Personal Emoluments				
	(a) Salaries	370,000	346,000	361,000	724,803
	(b) Overtime:				
	(i) Conditioned	0	0	0	0
	(ii) Emergency	1,000	0	1,000	0
	(iii) Manning Level Maintenance	0	0	0	0
	(iv) Discretionary	0	0	0	0
		1,000	0	1,000	0
	(c) Allowances	2,000	1,000	6,000	11,158
	(d) Temporary Assistance	80,000	73,000	80,000	140,662
	(e) Employer's Pension Contributions	25,000	21,000	24,000	42,454
		478,000	441,000	472,000	919,077
	(2) Industrial Wages				
	(a) Basic Wages	47,000	48,000	47,000	92,456
	(b) Overtime:				
	(i) Conditioned	0	0	0	0
	(ii) Emergency	0	0	0	0
	(iii) Manning Level Maintenance	0	0	0	0
	(iv) Discretionary	0	0	0	0
		0	0	0	0
	(c) Allowances	0	0	0	1,319
	(d) Employer's Pension Contributions	4,000	4,000	4,000	6,810
		51,000	52,000	51,000	100,585
	<b>Total Payroll</b>	<b>529,000</b>	<b>493,000</b>	<b>523,000</b>	<b>1,019,662</b>
<b>OTHER CHARGES</b>					
2	(1) General Expenses	11,000	9,000	11,000	23,883
	(2) Electricity and Water	19,000	17,000	15,000	31,038
	(3) Telephone Service	7,000	7,000	7,000	13,196
	(4) Printing and Stationery	3,000	3,000	3,000	4,656
	(5) Computer and Office Equipment Expenses	1,000	1,000	1,000	0
	(6) Youth Activities	40,000	24,000	50,000	70,216
	(7) Youth Grants	40,000	40,000	40,000	79,999
	(8) Repairs and Maintenance	1,000	1,000	1,000	1,922
	(9) Training Expenses*	8,000	8,000	8,000	13,321
	<b>Contracted Services:</b>				
	(10) Cleaning Services*	9,000	7,000	9,000	17,731
	<i>Contribution to Gibraltar Development Corporation - Staff Services (i)</i>	0	0	0	5,865
	<i>Relief Cover</i>	0	0	0	0
3	(1) COVID-19 Response Fund Contribution to Departmental Expenses (ii)	0	6,041	7,000	4,225
	<b>Total Other Charges</b>	<b>139,000</b>	<b>123,041</b>	<b>152,000</b>	<b>266,052</b>
<b>TOTAL YOUTH</b>					
	Payroll - Personal Emoluments	478,000	441,000	472,000	919,077
	Industrial Wages	51,000	52,000	51,000	100,585
		529,000	493,000	523,000	1,019,662
	Other Charges	139,000	123,041	152,000	266,052
	<b>Total Youth</b>	<b>668,000</b>	<b>616,041</b>	<b>675,000</b>	<b>1,285,714</b>

(i) Appendix B - Gibraltar Development Corporation (page 185)

(ii) Appendix S - COVID-19 Response Fund (page 292)

\* Appendix R - List of Retitled Subheads (page 289)

**HEAD 40 - SPORT AND LEISURE**

(i) **Minister:** Minister for Housing, Employment, Youth and Sport

**Controlling Officer:** Grade 5 (GDC), Youth and Sport

**Estimate 2022/23:** £7,341,000

(ii) **ESTABLISHMENT** (Source: Human Resources Department)

2022/2023	2021/2022	<b>SPORT AND LEISURE</b>
1	1	Higher Executive Officer
2	2	Administrative Officer
1	1	Administrative Assistant
0	1	Senior Executive Officer
<b>4</b>	<b>5</b>	

(iii) **INDUSTRIAL STAFF**

2022/2023	2021/2022
<b>0</b>	<b>0</b>

(iv) **GIBRALTAR DEVELOPMENT CORPORATION STAFF**

2022/2023	2021/2022
<b>5</b>	<b>2</b>

**SUMMARY**

2022/2023	2021/2022	<b>TOTAL SPORT AND LEISURE</b>
<b>9</b>	<b>7</b>	

HEAD 40 - SPORT AND LEISURE		ESTIMATE	FORECAST	ESTIMATE	ACTUAL
		2022/2023	OUTTURN 2021/2022	2021/2022	2019/2021
		£	£	£	£
<b>PAYROLL</b>					
1	(1) Personal Emoluments				
	(a) Salaries	110,000	164,000	164,000	0
	(b) Overtime:				
	(i) Conditioned	0	0	0	0
	(ii) Emergency	1,000	12,000	1,000	0
	(iii) Manning Level Maintenance	0	0	0	0
	(iv) Discretionary	0	0	0	0
		1,000	12,000	1,000	0
	(c) Allowances	5,000	4,000	10,000	0
	(d) Employer's Pension Contributions	4,000	4,000	4,000	0
		120,000	184,000	179,000	0
	(2) Industrial Wages	0	0	0	0
	<b>Total Payroll</b>	<b>120,000</b>	<b>184,000</b>	<b>179,000</b>	<b>0</b>
<b>OTHER CHARGES</b>					
2	(1) General Expenses	4,000	3,000	4,000	0
	(2) Electricity and Water	3,000	2,000	3,000	0
	(3) Telephone Service	6,000	6,000	4,000	0
	(4) Printing and Stationery	2,000	1,000	2,000	0
	(5) Computer and Office Equipment Expenses	2,000	1,000	3,000	0
	(6) Contribution to Gibraltar Development Corporation - Staff Services (i)	315,000	158,000	146,000	0
	(7) Europa Point Sports Complex	500,000	410,000	600,000	562,271
	(8) Special Olympics Sports Complex	300,000	230,000	150,000	309,352
	(9) Lathbury Pool (Pre-Contract Costs)	1,000	0	1,000	0
	(10) Workers' Hostel's Running Expenses (ii)	288,000	290,000	288,000	0
	Contributions from the Consolidated Fund to the Gibraltar Sports & Leisure Authority: (iii)				
	(11) Contribution from Revenues Received	40,000	29,000	50,000	556,573
	(12) Additional Contribution	5,752,000	5,536,000	5,316,000	12,026,000
		5,792,000	5,565,000	5,366,000	12,582,573
	<b>Contracted Services:</b>				
	(13) Cleaning Services	8,000	8,000	8,000	0
3	(1) COVID-19 Response Fund Contribution to Departmental Expenses (iv)	0	0	1,000	0
	<b>Total Other Charges</b>	<b>7,221,000</b>	<b>6,674,000</b>	<b>6,576,000</b>	<b>13,454,196</b>
<b>TOTAL SPORT AND LEISURE</b>					
	Payroll - Personal Emoluments	120,000	184,000	179,000	0
	Industrial Wages	0	0	0	0
		120,000	184,000	179,000	0
	Other Charges	7,221,000	6,674,000	6,576,000	13,454,196
	<b>Total Sport and Leisure</b>	<b>7,341,000</b>	<b>6,858,000</b>	<b>6,755,000</b>	<b>13,454,196</b>

- (i) Appendix B - Gibraltar Development Corporation (page 185)
- (ii) Up to 2019/21 shown under Head 24 Economic Development (page 87)
- (iii) Appendix E - Gibraltar Sports and Leisure Authority (page 218)
- (iv) Appendix S - COVID-19 Response Fund (page 292)

**HEAD 41 - DIGITAL SERVICES**

(i) **Minister:** Minister for Digital, Financial Services, Health Authority and Public Utilities

**Controlling Officer:** Principal Secretary (Digital and Financial Services)

**Estimate 2022/23:** £1,505,000

(ii) **ESTABLISHMENT** (Source: Human Resources Department)

2022/2023	2021/2022	<b>DIGITAL SERVICES</b>
1	1	Chief Officer eServices and Innovation
1	1	Director of Commerce
1	1	Senior Executive Officer
2	1	Higher Executive Officer
4	4	Executive Officer
1	0	Digital Services Officer
2	2	Personal Secretary
3	4	Administrative Officer
1	1	Administrative Assistant
1	1	Clerk / Wordprocessor
1	1	Telephonist
0	2	Messenger
0	1	<b>Supernumerary Staff</b>
		<i>Administrative Officer</i>
<u>18</u>	<u>20</u>	

(iii) **INDUSTRIAL STAFF**

2022/2023	2021/2022
<u>0</u>	<u>0</u>

(iv) **GIBRALTAR DEVELOPMENT CORPORATION STAFF**

2022/2023	2021/2022
<u>3</u>	<u>3</u>

**SUMMARY**

2022/2023	2021/2022	<b>TOTAL DIGITAL SERVICES</b>
<u>21</u>	<u>23</u>	

HEAD 41 - DIGITAL SERVICES		ESTIMATE	FORECAST	ESTIMATE	ACTUAL
		2022/2023	OUTTURN 2021/2022	2021/2022	2019/2021
		£	£	£	£
<b>PAYROLL</b>					
1	(1) Personal Emoluments				
	(a) Salaries	734,000	631,000	684,000	0
	(b) Overtime:				
	(i) Conditioned	0	0	0	0
	(ii) Emergency	1,000	34,000	1,000	0
	(iii) Manning Level Maintenance	0	0	0	0
	(iv) Discretionary	0	0	0	0
		1,000	34,000	1,000	0
	(c) Allowances	40,000	41,000	20,000	0
	(d) Temporary Assistance	0	0	0	0
	(e) Employer's Pension Contributions	31,000	34,000	22,000	0
		806,000	740,000	727,000	0
	(2) Industrial Wages	0	0	0	0
	<b>Total Payroll</b>	<b>806,000</b>	<b>740,000</b>	<b>727,000</b>	<b>0</b>
<b>OTHER CHARGES</b>					
2	(1) General Expenses	15,000	21,000	11,000	0
	(2) Electricity and Water	15,000	13,000	6,000	0
	(3) Telephone Service	20,000	38,000	20,000	0
	(4) Printing and Stationery	5,000	6,000	7,000	0
	(5) Computer and Office Equipment Expenses	9,000	13,000	9,000	0
	(6) Rents and Service Charges	281,000	270,000	354,000	0
	(7) Consultancy Services	224,000	55,000	10,000	0
	(8) Contribution to Gibraltar Development Corporation - Staff Services (i)	98,000	91,000	59,000	0
	<i>Professional Fees</i>	0	0	10,000	0
	<i>Contract Officers</i>	0	63,000	94,000	0
	<b>Contracted Services:</b>				
	(9) Cleaning Services	32,000	22,000	11,000	0
3	(1) COVID-19 Response Fund Contribution to Departmental Expenses (ii)	0	0	1,000	0
	<b>Total Other Charges</b>	<b>699,000</b>	<b>592,000</b>	<b>592,000</b>	<b>0</b>
<b>TOTAL DIGITAL SERVICES</b>					
	Payroll - Personal Emoluments	806,000	740,000	727,000	0
	Industrial Wages	0	0	0	0
		806,000	740,000	727,000	0
	Other Charges	699,000	592,000	592,000	0
	<b>Total Digital Services</b>	<b>1,505,000</b>	<b>1,332,000</b>	<b>1,319,000</b>	<b>0</b>

(i) Appendix B - Gibraltar Development Corporation (page 185)

(ii) Appendix S - COVID-19 Response Fund (page 292)

**HEAD 42 - INFORMATION TECHNOLOGY AND LOGISTICS DEPARTMENT**(i) Minister: Minister for Digital, Financial Services, Health Authority and Public UtilitiesControlling Officer: Principal Secretary (Digital and Financial Services)Estimate 2022/23: £7,130,000(ii) **ESTABLISHMENT** (Source: Human Resources Department)

2022/2023	2021/2022	<b><u>INFORMATION TECHNOLOGY AND LOGISTICS DEPARTMENT</u></b>
1	1	Director IT&LD (Senior Officer)
1	1	Assistant IT&LD Director
3	3	IT Officer Level 3
11	11	IT Officer Level 2
8	8	IT Officer Level 1
1	1	Executive Officer
5	5	IT Technician
<u>30</u>	<u>30</u>	

(iii) **INDUSTRIAL STAFF**

2022/2023	2021/2022
<u>0</u>	<u>0</u>

(iv) **GIBRALTAR DEVELOPMENT CORPORATION STAFF**

2022/2023	2021/2022
<u>1</u>	<u>3</u> (a)

**SUMMARY**

2022/2023	2021/2022	<b>TOTAL INFORMATION TECHNOLOGY AND LOGISTICS DEPARTMENT</b>
<u>31</u>	<u>33</u>	

(a) Overstated in 2021/22 by two officers



HEAD 42 - INFORMATION TECHNOLOGY AND LOGISTICS DEPARTMENT (i)		ESTIMATE	FORECAST	ESTIMATE	ACTUAL
		2022/2023	OUTTURN 2021/2022	2021/2022	2019/2021
		£	£	£	£
1	<b>PAYROLL</b>				
	(1) Personal Emoluments				
	(a) Salaries	1,441,000	1,395,000	1,426,000	0
	(b) Overtime:				
	(i) Conditioned	0	0	0	0
	(ii) Emergency	1,000	79,000	1,000	0
	(iii) Manning Level Maintenance	0	0	0	0
	(iv) Discretionary	0	0	0	0
		1,000	79,000	1,000	0
	(c) Allowances	40,000	40,000	33,000	0
	(d) Employer's Pension Contributions	109,000	108,000	107,000	0
		1,591,000	1,622,000	1,567,000	0
(2) Industrial Wages	0	0	0	0	
	<b>Total Payroll</b>	<b>1,591,000</b>	<b>1,622,000</b>	<b>1,567,000</b>	<b>0</b>
2	<b>OTHER CHARGES</b>				
	(1) General Expenses	3,000	5,000	3,000	0
	(2) Electricity and Water	13,000	11,000	13,000	0
	(3) Telephone Service	16,000	16,000	16,000	0
	(4) Printing and Stationery	2,000	2,000	2,000	0
	(5) Computer and Office Equipment Expenses	8,000	8,000	8,000	0
	(6) Uniforms and Protective Clothing	3,000	3,000	3,000	0
	(7) Conferences	16,000	2,000	24,000	0
	(8) Consultancy Services	226,000	192,000	202,000	0
	(9) Contribution to Gibraltar Development Corporation - Staff Services (ii)	30,000	26,000	26,000	0
	<b>Contracted Services:</b>				
	(10) Electronic Data Communication - Gibtelecom Ltd	211,000	213,000	210,000	0
	(11) Maintenance Agreements and Licences	5,000,000	4,445,000	5,000,000	0
(12) Cleaning Services	11,000	12,000	11,000	0	
3	(1) COVID-19 Response Fund Contribution to Departmental Expenses (iii)	0	0	1,000	0
	<b>Total Other Charges</b>	<b>5,539,000</b>	<b>4,935,000</b>	<b>5,519,000</b>	<b>0</b>
<b>TOTAL INFORMATION TECHNOLOGY AND LOGISTICS DEPARTMENT</b>					
	Payroll - Personal Emoluments	1,591,000	1,622,000	1,567,000	0
	Industrial Wages	0	0	0	0
		1,591,000	1,622,000	1,567,000	0
	Other Charges	5,539,000	4,935,000	5,519,000	0
	<b>Total Information Technology and Logistics Department</b>	<b>7,130,000</b>	<b>6,557,000</b>	<b>7,086,000</b>	<b>0</b>

(i) Up to 2019/21 shown under disappearing Head Commerce (pages 149 - 150)

(ii) Appendix B - Gibraltar Development Corporation (page 185)

(iii) Appendix S - COVID-19 Response Fund (page 292)

**HEAD 43 - BROADCASTING**

---

(i) Minister: Minister for Digital, Financial Services, Health Authority and Public Utilities

Controlling Officer: Principal Secretary (Digital and Financial Services)

Estimate 2022/23: £5,550,000

---

<b>HEAD 43 - BROADCASTING</b>		<b>ESTIMATE</b>	<b>FORECAST</b>	<b>ESTIMATE</b>	<b>ACTUAL</b>
		<b>2022/2023</b>	<b>OUTTURN</b> <b>2021/2022</b>	<b>2021/2022</b>	<b>2019/2021</b>
		<b>£</b>	<b>£</b>	<b>£</b>	<b>£</b>
1	<u>PAYROLL</u>				
	(1) Personal Emoluments	0	0	0	0
	(2) Industrial Wages	0	0	0	0
	Total Payroll	0	0	0	0
2	<u>OTHER CHARGES</u>				
	(1) Contribution to Gibraltar Broadcasting Corporation	5,550,000	5,200,000	5,200,000	9,675,000
	Total Other Charges	5,550,000	5,200,000	5,200,000	9,675,000
<u>TOTAL BROADCASTING</u>					
	Payroll - Personal Emoluments	0	0	0	0
	Industrial Wages	0	0	0	0
	Other Charges	5,550,000	5,200,000	5,200,000	9,675,000
	Total Broadcasting	5,550,000	5,200,000	5,200,000	9,675,000

**HEAD 44 - FINANCIAL SERVICES**

(i) **Minister:** Minister for Digital, Financial Services, Health Authority and Public Utilities

**Controlling Officer:** Principal Secretary (Digital and Financial Services)

**Estimate 2022/23:** £3,875,000

(ii) **ESTABLISHMENT** (Source: Human Resources Department)

**FINANCIAL SERVICES****FINANCE CENTRE**

Senior Finance Centre Executive  
Higher Executive Officer  
Executive Officer

2022/2023	2021/2022
3	3
1	1
3	3
<u>7</u>	<u>7</u>

**CENTRAL REGISTER HMGoG**

Higher Executive Officer

2022/2023	2021/2022
0	1
<u>0</u>	<u>1</u>

2022/2023	2021/2022
7	8
<u>7</u>	<u>8</u>

(iii) **INDUSTRIAL STAFF**

2022/2023	2021/2022
0	0
<u>0</u>	<u>0</u>

(iv) **GIBRALTAR DEVELOPMENT CORPORATION STAFF**

2022/2023	2021/2022
1	2
<u>1</u>	<u>2</u>

**SUMMARY**

2022/2023	2021/2022
8	10
<u>8</u>	<u>10</u>

**TOTAL FINANCIAL SERVICES**

HEAD 44 - FINANCIAL SERVICES		ESTIMATE	FORECAST	ESTIMATE	ACTUAL
		2022/2023	OUTTURN 2021/2022	2021/2022	2019/2021
		£	£	£	£
<b>PAYROLL</b>					
1	(1) Personal Emoluments				
	<b>General Office:</b>				
	(a) Salaries	158,000	156,000	157,000	297,859
	(b) Overtime:				
	(i) Conditioned	0	0	0	0
	(ii) Emergency	1,000	3,000	1,000	0
	(iii) Manning Level Maintenance	0	0	0	0
	(iv) Discretionary	0	0	0	2,476
		1,000	3,000	1,000	2,476
	(c) Allowances	6,000	6,000	1,000	1,991
	(d) Temporary Assistance	0	0	0	0
	(e) Employer's Pension Contributions	6,000	6,000	6,000	10,691
		171,000	171,000	165,000	313,017
	<b>Central Register HMGoG:</b>				
	(f) Salaries	0	6,000	47,000	127,424
	(g) Overtime:				
	(i) Conditioned	0	0	0	0
	(ii) Emergency	0	0	1,000	0
	(iii) Manning Level Maintenance	0	0	0	0
	(iv) Discretionary	0	0	0	1,697
		0	0	1,000	1,697
	(h) Allowances	0	0	0	0
	(i) Temporary Assistance	0	0	0	0
	(j) Employer's Pension Contributions	0	1,000	0	6,479
		0	7,000	48,000	135,600
		171,000	178,000	213,000	448,617
	(2) Industrial Wages	0	0	0	0
	<b>Total Payroll</b>	<b>171,000</b>	<b>178,000</b>	<b>213,000</b>	<b>448,617</b>
<b>OTHER CHARGES</b>					
<b>General Office:</b>					
2	(1) General Expenses	4,000	11,000	4,000	6,583
	(2) Electricity and Water	3,000	3,000	3,000	5,471
	(3) Telephone Service	10,000	11,000	10,000	19,839
	(4) Printing and Stationery	3,000	3,000	3,000	4,940
	(5) Computer and Office Equipment Expenses	1,000	1,000	1,000	0
	(6) Rents and Service Charges*	159,000	268,000	120,000	233,242
	(7) Professional Fees*	1,000	0	10,000	46,500
	(8) Consultancy Services	286,000	232,000	230,000	582,945
	(9) Marketing*	200,000	77,000	225,000	484,999
	(10) Conferences	50,000	10,000	75,000	0
	(11) Contribution to Gibraltar Development Corporation - Staff Services (i)	229,000	271,000	286,000	568,166
	(12) Contract Officers*	290,000	287,000	260,000	581,648
	(13) OECD and MONEYVAL Membership Fees and Expenses	150,000	165,000	70,000	188,680
	<i>carried forward</i>	<b>1,386,000</b>	<b>1,339,000</b>	<b>1,297,000</b>	<b>2,723,013</b>

(i) Appendix B - Gibraltar Development Corporation (page 185)

\* Appendix R - List of Retitled Subheads (page 289)

<b>HEAD 44 - FINANCIAL SERVICES</b> (cont)		<b>ESTIMATE</b> 2022/2023	<b>FORECAST</b> <b>OUTTURN</b> 2021/2022	<b>ESTIMATE</b> 2021/2022	<b>ACTUAL</b> 2019/2021
		£	£	£	£
	<i>brought forward</i>	1,386,000	1,339,000	1,297,000	2,723,013
	<b>OTHER CHARGES</b> (cont)				
	<b>General Office:</b> (cont)				
2	(14) Financial Services Commission - Subvention	805,000	0	805,000	1,628,600
	(15) Financial Services Commission - Extraordinary Investigation Expenses	1,000	0	250,000	5,243,794
	<b>Contracted Services:</b>				
	(16) Cleaning Services*	12,000	13,000	12,000	21,101
	(17) Company Registration - Companies House (Gib) Ltd*	1,500,000	1,550,000	1,500,000	2,821,720
		3,704,000	2,902,000	3,864,000	12,438,228
	<b>Central Register HMGoG:</b>				
	<i>General Expenses</i> (i)	0	1,000	1,000	2,402
	<i>Electricity and Water</i>	0	0	0	0
	<i>Telephone Service</i>	0	0	0	0
		0	1,000	1,000	2,402
	<i>Contribution - Regulatory Outcomes Review GFSC</i>	0	0	0	122,227
	<i>Relief Cover</i>	0	0	0	0
3	(1) COVID-19 Response Fund Contribution to Departmental Expenses (ii)	0	98	1,000	758
	<b>Total Other Charges</b>	3,704,000	2,903,098	3,866,000	12,563,615
	<b>TOTAL FINANCIAL SERVICES</b>				
	Payroll - Personal Emoluments	171,000	178,000	213,000	448,617
	Industrial Wages	0	0	0	0
		171,000	178,000	213,000	448,617
	Other Charges	3,704,000	2,903,098	3,866,000	12,563,615
	<b>Total Financial Services</b>	3,875,000	3,081,098	4,079,000	13,012,232

(i) As from 2022/23 shown under subhead 2(1) General Expenses (page 133)

(ii) Appendix S - COVID-19 Response Fund (page 292)

\* Appendix R - List of Retitled Subheads (page 289)

**HEAD 45 - GAMBLING DIVISION**


---

(i) Minister: Minister for Digital, Financial Services, Health Authority and Public Utilities

Controlling Officer: Principal Secretary (Digital and Financial Services)

Estimate 2022/23: £938,000

---

(ii) **ESTABLISHMENT** (Source: Human Resources Department)

2022/2023	2021/2022	<b><u>GAMBLING DIVISION</u></b>
1	1	Senior Executive Officer
1	1	Higher Executive Officer
1	1	Executive Officer
<u>3</u>	<u>3</u>	

---

(iii) **INDUSTRIAL STAFF**

2022/2023	2021/2022
<u>0</u>	<u>0</u>

---

(iv) **GIBRALTAR DEVELOPMENT CORPORATION STAFF**

2022/2023	2021/2022
<u>7</u>	<u>9</u>

---

**SUMMARY**

2022/2023	2021/2022	
<u>10</u>	<u>12</u>	<b>TOTAL GAMBLING DIVISION</b>

---

HEAD 45 - GAMBLING DIVISION		ESTIMATE	FORECAST	ESTIMATE	ACTUAL
		2022/2023	OUTTURN 2021/2022	2021/2022	2019/2021
		£	£	£	£
1	<b>PAYROLL</b>				
	(1) Personal Emoluments				
	<b>General Office:</b>				
	(a) Salaries	144,000	142,000	142,000	273,005
	(b) Overtime:				
	(i) Conditioned	0	0	0	0
	(ii) Emergency	1,000	1,000	1,000	0
	(iii) Manning Level Maintenance	0	0	0	0
	(iv) Discretionary	0	0	0	3,578
		1,000	1,000	1,000	3,578
	(c) Allowances	6,000	1,000	2,000	5,854
	(d) Employer's Pension Contributions	0	0	0	0
		151,000	144,000	145,000	282,437
	<b>Liaison Department:</b>				
	Salaries	0	0	0	18,400
	Overtime:				
	Conditioned	0	0	0	0
Emergency	0	0	0	0	
Manning Level Maintenance	0	0	0	0	
Discretionary	0	0	0	184	
	0	0	0	184	
Allowances	0	0	0	494	
Employer's Pension Contributions	0	0	0	3,128	
	0	0	0	22,206	
	151,000	144,000	145,000	304,643	
(2) Industrial Wages	0	0	0	0	
	<b>Total Payroll</b>	<b>151,000</b>	<b>144,000</b>	<b>145,000</b>	<b>304,643</b>
2	<b>OTHER CHARGES</b>				
	<b>General Office:</b>				
	(1) General Expenses	3,000	4,000	3,000	1,628
	(2) Electricity and Water	1,000	1,000	1,000	1,812
	(3) Telephone Service	4,000	4,000	4,000	10,306
	(4) Printing and Stationery	2,000	1,000	2,000	2,492
	(5) Computer and Office Equipment Expenses	1,000	1,000	1,000	521
	(6) Rents and Service Charges*	94,000	63,000	50,000	83,908
	(7) Conferences*	25,000	6,000	25,000	30,278
	(8) Training Expenses	5,000	0	10,000	0
	(9) Professional Fees	35,000	19,000	20,000	178,483
	(10) Business Development	3,000	0	3,000	1,615
	(11) Contribution to Gibraltar Development Corporation - Staff Services (i)	471,000	466,000	491,000	1,132,846
	(12) Application of Funds from Regulatory Settlements	1,000	0	0	2,782,970
<b>Contracted Services:</b>					
(13) Cleaning Services*	9,000	5,000	4,000	7,884	
	<i>carried forward</i>	<b>654,000</b>	<b>570,000</b>	<b>614,000</b>	<b>4,234,743</b>

(i) Appendix B - Gibraltar Development Corporation (page 185)

\* Appendix R - List of Retitled Subheads (page 289)



HEAD 45 - GAMBLING DIVISION (cont)		ESTIMATE	FORECAST	ESTIMATE	ACTUAL
		2022/2023	OUTTURN 2021/2022	2021/2022	2019/2021
		£	£	£	£
	<i>brought forward</i>	654,000	570,000	614,000	4,234,743
	<b>OTHER CHARGES (cont)</b>				
	<b>Liaison Department:</b>				
2	(14) General Expenses	3,000	2,000	1,000	1,560
	(15) Electricity and Water	0	0	0	0
	(16) Telephone Service	2,000	2,000	2,000	3,600
	(17) Printing and Stationery	2,000	1,000	2,000	942
	(18) Computer and Office Equipment Expenses	1,000	0	1,000	0
	(19) Contribution to Gibraltar Development Corporation - Staff Services (i)	125,000	123,000	147,000	0
		133,000	128,000	153,000	6,102
	<i>Relief Cover</i>	0	0	0	0
3	(1) COVID-19 Response Fund Contribution to Departmental Expenses (ii)	0	0	1,000	199
	<b>Total Other Charges</b>	<b>787,000</b>	<b>698,000</b>	<b>768,000</b>	<b>4,241,044</b>
	<b>TOTAL GAMBLING DIVISION</b>				
	Payroll - Personal Emoluments	151,000	144,000	145,000	304,643
	Industrial Wages	0	0	0	0
		151,000	144,000	145,000	304,643
	Other Charges	787,000	698,000	768,000	4,241,044
	<b>Total Gambling Division</b>	<b>938,000</b>	<b>842,000</b>	<b>913,000</b>	<b>4,545,687</b>

(i) Appendix B - Gibraltar Development Corporation (page 185)

(ii) Appendix S - COVID-19 Response Fund (page 292)

**HEAD 46 - HEALTH AND SOCIAL CARE**

(i) **Minister:** Minister for Digital, Financial Services, Health Authority and Public Utilities

**Controlling Officer:** Principal Secretary (Digital and Financial Services)

**Estimate 2022/23:** £125,315,000

(ii) **ESTABLISHMENT** (Source: Human Resources Department)

2022/2023	2021/2022	<b>HEALTH AND SOCIAL CARE</b>
1	1	Higher Executive Officer
0	1	Principal Secretary (Senior Officer)
0	1	Senior Executive Officer
0	1	Executive Officer
0	1	Administrative Officer
0	1	Administrative Assistant
<u>1</u>	<u>6</u>	

(iii) **INDUSTRIAL STAFF** (Source: Human Resources Department)

2022/2023	2021/2022
<u>0</u>	<u>0</u>

(iv) **GIBRALTAR DEVELOPMENT CORPORATION STAFF** (Source: Public Service Support Unit)

2022/2023	2021/2022
<u>0</u>	<u>0</u>

**SUMMARY**

2022/2023	2021/2022	
<u>1</u>	<u>6</u>	<b>TOTAL HEALTH AND SOCIAL CARE</b>

HEAD 46 - HEALTH AND SOCIAL CARE		ESTIMATE	FORECAST	ESTIMATE	ACTUAL
		2022/2023	OUTTURN 2021/2022	2021/2022	2019/2021
		£	£	£	£
<b>PAYROLL</b>					
1	(1) Personal Emoluments				
	(a) Salaries	45,000	233,000	273,000	0
	(b) Overtime:				
	(i) Conditioned	0	0	0	0
	(ii) Emergency	1,000	0	1,000	0
	(iii) Manning Level Maintenance	0	0	0	0
	(iv) Discretionary	0	0	0	0
		1,000	0	1,000	0
	(c) Allowances	0	1,000	6,000	0
	(d) Temporary Assistance	0	0	0	0
	(e) Employer's Pension Contributions	0	3,000	4,000	0
		46,000	237,000	284,000	0
	(2) Industrial Wages	0	0	0	0
	Total Payroll	46,000	237,000	284,000	0
<b>OTHER CHARGES</b>					
2	(1) General Expenses	1,000	4,000	5,000	0
	(2) Telephone Service	1,000	5,000	4,000	0
	(3) Printing and Stationery	1,000	2,000	4,000	0
	(4) Computer and Office Equipment Expenses	1,000	1,000	3,000	0
	(5) Hepatitis B Vaccination Programme	34,000	0	34,000	27,360
	(6) Grant to Cancer Relief Centre	70,000	64,000	70,000	68,588
	(7) Grant to Cancer Relief Centre Hospice	388,000	388,000	380,000	762,280
	(8) Other Grants and Donations*	468,000	468,000	468,000	936,000
		964,000	932,000	968,000	1,794,228
	Contributions from the Consolidated Fund to the Gibraltar Health Authority: (i)				
	(9) Contribution from Revenues Received	78,450,000	76,014,384	62,460,000	127,619,436
	(10) Additional Contribution	45,855,000	70,335,023	68,022,000	167,986,000
		124,305,000	146,349,407	130,482,000	295,605,436
3	(1) COVID-19 Response Fund Contribution to Departmental Expenses (ii)	0	0	1,000	0
	Total Other Charges	125,269,000	147,281,407	131,451,000	297,399,664
<b>TOTAL HEALTH AND SOCIAL CARE</b>					
	Payroll - Personal Emoluments	46,000	237,000	284,000	0
	Industrial Wages	0	0	0	0
		46,000	237,000	284,000	0
	Other Charges	125,269,000	147,281,407	131,451,000	297,399,664
	Total Health and Social Care	125,315,000	147,518,407	131,735,000	297,399,664

(i) Appendix F - Gibraltar Health Authority (page 224)

(ii) Appendix S - COVID-19 Response Fund (page 292)

\* Appendix R - List of Retitled Subheads (page 289)

**HEAD 47 - GIBRALTAR HEALTH AUTHORITY - ELDERLY RESIDENTIAL SERVICES SECTION** <sup>(a)</sup>

---

(i) Minister: Minister for Digital, Financial Services, Health Authority and Public Utilities

Controlling Officer: Principal Secretary (Digital and Financial Services)

Estimate 2022/23: £23,369,000

---

(a) Staff shown under Appendix G - Gibraltar Health Authority - Elderly Residential Services Section (pages 230 - 231)

<b>HEAD 47 - GIBRALTAR HEALTH AUTHORITY - ELDERLY RESIDENTIAL SERVICES SECTION</b>		<b>ESTIMATE 2022/2023</b>	<b>FORECAST OUTTURN 2021/2022</b>	<b>ESTIMATE 2021/2022</b>	<b>ACTUAL 2019/2021</b>
		<b>£</b>	<b>£</b>	<b>£</b>	<b>£</b>
1	<u>PAYROLL</u>				
	(1) Personal Emoluments	0	0	0	0
	(2) Industrial Wages	0	0	0	0
	Total Payroll	0	0	0	0
2	<u>OTHER CHARGES</u>				
	Contributions from the Consolidated Fund to the Gibraltar Health Authority - Elderly Residential Services Section: (i)				
	(1) Contribution from Revenues Received	1,500,000	1,380,000	1,675,000	3,422,620
	(2) Additional Contribution	21,869,000	23,843,497	22,142,000	46,038,000
	Total Other Charges	23,369,000	25,223,497	23,817,000	49,460,620
<b><u>TOTAL GIBRALTAR HEALTH AUTHORITY - ELDERLY RESIDENTIAL SERVICES SECTION</u></b>					
	Payroll - Personal Emoluments	0	0	0	0
	Industrial Wages	0	0	0	0
	Other Charges	23,369,000	25,223,497	23,817,000	49,460,620
	Total Gibraltar Health Authority - Elderly Residential Services Section	23,369,000	25,223,497	23,817,000	49,460,620

(i) Appendix G - Gibraltar Health Authority - Elderly Residential Services Section (page 232)

**HEAD 48 - CARE AGENCY** <sup>(a)</sup>

---

(i) Minister: Minister for Digital, Financial Services, Health Authority and Public Utilities

Controlling Officer: Principal Secretary (Digital and Financial Services)

Estimate 2022/23: £19,330,000

---

(a) Staff shown under Appendix H - Care Agency (pages 238 - 239)

<b>HEAD 48 - CARE AGENCY</b>		<b>ESTIMATE</b>	<b>FORECAST</b>	<b>ESTIMATE</b>	<b>ACTUAL</b>
		<b>2022/2023</b>	<b>OUTTURN</b> <b>2021/2022</b>	<b>2021/2022</b>	<b>2019/2021</b>
		<b>£</b>	<b>£</b>	<b>£</b>	<b>£</b>
1	<b><u>PAYROLL</u></b>				
	(1) Personal Emoluments	0	0	0	0
	(2) Industrial Wages	0	0	0	0
	<b>Total Payroll</b>	<b>0</b>	<b>0</b>	<b>0</b>	<b>0</b>
2	<b><u>OTHER CHARGES</u></b>				
	Contributions from the Consolidated Fund to the Care Agency: (i)				
	(1) Contribution from Revenues Received	0	822,000	0	0
	(2) Additional Contribution	19,330,000	19,588,918	17,456,000	35,880,000
	<b>Total Other Charges</b>	<b>19,330,000</b>	<b>20,410,918</b>	<b>17,456,000</b>	<b>35,880,000</b>
<b><u>TOTAL CARE AGENCY</u></b>					
Payroll - Personal Emoluments		0	0	0	0
Industrial Wages		0	0	0	0
Other Charges		19,330,000	20,410,918	17,456,000	35,880,000
<b>Total Care Agency</b>		<b>19,330,000</b>	<b>20,410,918</b>	<b>17,456,000</b>	<b>35,880,000</b>

(i) Appendix H - Care Agency (page 240)

**HEAD 49 - DRUG & ALCOHOL AWARENESS & REHABILITATION SERVICES**

(i) **Minister:** Minister for Digital, Financial Services, Health Authority and Public Utilities

**Controlling Officer:** Principal Secretary (Digital and Financial Services)

**Estimate 2022/23:** £510,000

(ii) **ESTABLISHMENT** (Source: Human Resources Department)

2022/2023	2021/2022	<b>DRUG &amp; ALCOHOL AWARENESS &amp; REHABILITATION SERVICES</b>
1	1	Administrative and Managerial Support Officer
0	1	Head of Drugs Services & Probation
0	1	Higher Executive Officer
<u>1</u>	<u>3</u>	

(iii) **INDUSTRIAL STAFF**

2022/2023	2021/2022
<u>0</u>	<u>0</u>

(iv) **GIBRALTAR DEVELOPMENT CORPORATION STAFF**

2022/2023	2021/2022
<u>0</u>	<u>1</u>

**SUMMARY**

2022/2023	2021/2022	<b>TOTAL DRUG &amp; ALCOHOL AWARENESS &amp; REHABILITATION SERVICES (a)</b>
<u>1</u>	<u>4</u>	

(a) 10 Care Workers seconded from Care Agency. Shown under Appendix H (pages 238 - 239)



HEAD 49 - DRUG & ALCOHOL AWARENESS & REHABILITATION SERVICES		ESTIMATE	FORECAST	ESTIMATE	ACTUAL
		2022/2023	OUTTURN	2021/2022	2019/2021
		£	£	£	£
<b>PAYROLL</b>					
1	(1) Personal Emoluments				
	(a) Salaries	51,000	96,000	96,000	147,651
	(b) Overtime:				
	(i) Conditioned	0	0	0	0
	(ii) Emergency	1,000	0	1,000	0
	(iii) Manning Level Maintenance	0	0	0	0
	(iv) Discretionary	0	0	0	0
		1,000	0	1,000	0
	(c) Allowances	0	0	0	3,650
	(d) Employer's Pension Contributions	0	2,000	0	0
		52,000	98,000	97,000	151,301
	(2) Industrial Wages	0	0	0	0
	<b>Total Payroll</b>	<b>52,000</b>	<b>98,000</b>	<b>97,000</b>	<b>151,301</b>
<b>OTHER CHARGES</b>					
2	(1) General Expenses	12,000	13,000	6,000	1,345
	(2) Electricity and Water	17,000	14,000	17,000	26,003
	(3) Telephone Service	16,000	13,000	8,000	21,415
	(4) Printing and Stationery	4,000	7,000	4,000	5,130
	(5) Computer and Office Equipment Expenses*	1,000	7,000	1,000	158
	(6) Uniforms and Protective Clothing*	5,000	1,000	5,000	199
	(7) Provisions	21,000	21,000	29,000	27,347
	(8) Laundry Expenses	1,000	0	1,000	0
	(9) Cleaning Expenses	22,000	4,000	4,000	5,905
	(10) Books and Subscriptions	1,000	0	1,000	437
	(11) Training Expenses*	15,000	8,000	15,000	10,918
	(12) Registration Fees	1,000	1,000	1,000	983
	(13) Drug Awareness	30,000	3,000	30,000	22,624
	(14) Transport Expenses*	2,000	2,000	2,000	834
	(15) Insurance Expenses*	9,000	9,000	9,000	16,480
	(16) Repairs and Maintenance*	20,000	55,000	5,000	1,161
	(17) Contingencies	1,000	0	1,000	935
	(18) Youth Service	10,000	0	1,000	0
	(19) Complementary Therapies	5,000	2,000	5,000	2,190
	(20) Secondment	242,000	377,000	363,000	889,521
	(21) Relief Cover	1,000	247,000	237,000	231,526
	<i>Overseas Placements</i>	0	0	1,000	0
	<i>Contribution to Gibraltar Development Corporation - Staff Services (i)</i>	0	9,000	37,000	121,439
	<i>carried forward</i>	<b>436,000</b>	<b>793,000</b>	<b>783,000</b>	<b>1,386,550</b>

(i) Appendix B - Gibraltar Development Corporation (page 185)

\* Appendix R - List of Retitled Subheads (page 289)

<b>HEAD 49 - DRUG &amp; ALCOHOL AWARENESS &amp; REHABILITATION SERVICES</b> (cont)		<b>ESTIMATE</b>	<b>FORECAST</b>	<b>ESTIMATE</b>	<b>ACTUAL</b>
		<b>2022/2023</b>	<b>OUTTURN</b>	<b>2021/2022</b>	<b>2019/2021</b>
		<b>£</b>	<b>£</b>	<b>£</b>	<b>£</b>
	<i>brought forward</i>	436,000	793,000	783,000	1,386,550
	<b>OTHER CHARGES</b> (cont)				
	<b>Contracted Services:</b>				
2	(22) Cleaning Services*	21,000	26,000	19,000	29,409
	(23) Security Services*	1,000	14,000	1,000	58,370
	<i>Losses of Public Funds</i>	0	1,000	0	0
3	(1) COVID-19 Response Fund Contribution to Departmental Expenses (i)	0	820	1,000	1,347
	Total Other Charges	458,000	834,820	804,000	1,475,676
	<b>TOTAL DRUG &amp; ALCOHOL AWARENESS &amp; REHABILITATION SERVICES</b>				
	<b>SERVICES</b>				
	Payroll - Personal Emoluments	52,000	98,000	97,000	151,301
	Industrial Wages	0	0	0	0
	Other Charges	52,000	98,000	97,000	151,301
	Total Drug & Alcohol Awareness & Rehabilitation Services	458,000	834,820	804,000	1,475,676
		510,000	932,820	901,000	1,626,977

(i) Appendix S - COVID-19 Response Fund (page 292)

\* Appendix R - List of Retitled Subheads (page 289)

**HEAD 50 - UTILITIES** <sup>(a)</sup>


---

(i)	<u>Minister:</u>	Minister for Digital, Financial Services, Health Authority and Public Utilities	
	<u>Controlling Officers:</u>	Principal Secretary (Digital and Financial Services)	<i>[subheads 2(1) to 2(4)]</i>
		Chief Technical Officer	<i>[subheads 2(5) to 2(7)]</i>
	<u>Estimate 2022/23:</u>	£56,977,000	

---

(a) Staff shown under Appendix I - Gibraltar Electricity Authority (page 246)

HEAD 50 - UTILITIES		ESTIMATE	FORECAST	ESTIMATE	ACTUAL
		2022/2023	OUTTURN 2021/2022	2021/2022	2019/2021
		£	£	£	£
1	<u>PAYROLL</u>				
	(1) Personal Emoluments	0	0	0	0
	(2) Industrial Wages	0	0	0	0
	Total Payroll	0	0	0	0
2	<u>OTHER CHARGES</u>				
	<b>Electricity</b>				
	Contributions from the Consolidated Fund to the Gibraltar Electricity Authority: (i)				
	(1) Contribution from Revenues Received	30,721,000	31,227,110	27,471,000	58,920,972
	(2) Contribution from Revenues Received - Commercial Works	1,000	4,000,000	1,000	3,790,181
	(3) Additional Contribution	19,416,000	25,924,890	20,750,000	43,985,000
		50,138,000	61,152,000	48,222,000	106,696,153
	(4) Public Lighting	240,000	225,000	245,000	471,881
	<b>Water</b>				
	(5) Contribution in Lieu of Water Tariff Increases - AquaGib Ltd	97,000	216,000	255,000	537,616
	(6) Salt Water System - Contract - AquaGib Ltd	6,501,000	6,330,000	6,275,000	12,122,634
(7) Salt Water System - Additional Maintenance Charges	1,000	0	1,000	0	
Total Other Charges	56,977,000	67,923,000	54,998,000	119,828,284	
<u>TOTAL UTILITIES</u>					
Payroll - Personal Emoluments		0	0	0	0
Industrial Wages		0	0	0	0
Other Charges		56,977,000	67,923,000	54,998,000	119,828,284
Total Utilities		56,977,000	67,923,000	54,998,000	119,828,284

(i) Appendix I - Gibraltar Electricity Authority (page 247)

<b>COMMERCE</b>		<b>ESTIMATE</b>	<b>FORECAST</b>	<b>ESTIMATE</b>	<b>ACTUAL</b>
		<b>2022/2023</b>	<b>OUTTURN</b>	<b>2021/2022</b>	<b>2019/2021</b>
		<b>£</b>	<b>£</b>	<b>£</b>	<b>£</b>
<b>PAYROLL</b>					
Personal Emoluments					
<b>Ministry: (i)</b>					
Salaries		0	0	0	524,842
Overtime:					
Conditioned		0	0	0	0
Emergency		0	0	0	0
Manning Level Maintenance		0	0	0	0
Discretionary		0	0	0	102,329
		0	0	0	102,329
Allowances		0	0	0	69,945
Temporary Assistance		0	0	0	0
Employer's Pension Contributions		0	0	0	22,456
		0	0	0	719,572
<b>Office of Fair Trading: (ii)</b>					
Salaries		0	0	0	474,849
Overtime					
Conditioned		0	0	0	0
Emergency		0	0	0	0
Manning Level Maintenance		0	0	0	0
Discretionary		0	0	0	8,902
		0	0	0	8,902
Allowances		0	0	0	6,975
Employer's Pension Contributions		0	0	0	31,438
		0	0	0	522,164
<b>Information Technology and Logistics Department: (iii)</b>					
Salaries		0	0	0	2,713,804
Overtime:					
Conditioned		0	0	0	0
Emergency		0	0	0	0
Manning Level Maintenance		0	0	0	0
Discretionary		0	0	0	317,045
		0	0	0	317,045
Allowances		0	0	0	85,711
Employer's Pension Contributions		0	0	0	194,990
		0	0	0	3,311,550
		0	0	0	4,553,286
Industrial Wages		0	0	0	0
<b>Total Payroll</b>		<b>0</b>	<b>0</b>	<b>0</b>	<b>4,553,286</b>
<b>OTHER CHARGES</b>					
<b>Ministry:</b>					
Office Expenses: (i)					
General Expenses		0	0	0	7,325
Electricity and Water		0	0	0	0
Telephone Service		0	0	0	15,722
Printing and Stationery		0	0	0	6,550
Office Rent and Service Charges		0	0	0	0
Computer and Office Equipment		0	0	0	15,773
		0	0	0	45,370
<i>carried forward</i>		0	0	0	45,370

(i) As from 2021/22 shown under Head 41 Digital Services (page 127)

(ii) As from 2021/22 shown under Head 34 Office of Fair Trading (page 112)

(iii) As from 2021/22 shown under Head 42 Information Technology and Logistics Department (page 129)

<b>COMMERCE</b> (cont)	ESTIMATE	FORECAST	ESTIMATE	ACTUAL
	2022/2023	OUTTURN 2021/2022	2021/2022	2019/2021
	£	£	£	£
<i>brought forward</i>	0	0	0	45,370
<b>OTHER CHARGES</b> (cont)				
<i>Ministry (cont): (i)</i>				
<i>Consultancy, Professional Fees and Legal Panel</i>	0	0	0	24,181
<i>Marketing, Promotions and Conferences</i>	0	0	0	99,295
<i>Business Support Office</i>	0	0	0	1,500
<i>Gibraltar Business Nurturing Scheme</i>	0	0	0	6,124
<i>Contribution to Gibraltar Development Corporation - Staff Services (ii)</i>	0	0	0	226,808
<i>Office of Fair Trading: (iii)</i>				
<i>General Expenses</i>	0	0	0	7,887
<i>Electricity and Water</i>	0	0	0	2,644
<i>Telephone Service</i>	0	0	0	11,671
<i>Printing and Stationery</i>	0	0	0	7,044
<i>Office Rent and Service Charges</i>	0	0	0	90,428
<i>Training and Moneyval</i>	0	0	0	3,672
<i>Product Testing</i>	0	0	0	0
<i>Inspections</i>	0	0	0	0
<i>Contribution to Gibraltar Development Corporation - Staff Services (ii)</i>	0	0	0	391,232
<i>Marketing</i>	0	0	0	0
<i>Contracted Services: Office Cleaning - Government Cleaning Scheme</i>	0	0	0	15,029
	0	0	0	529,607
<i>Information Technology and Logistics Department: (iv)</i>				
<i>Office Expenses:</i>				
<i>General Expenses</i>	0	0	0	5,171
<i>Electricity and Water</i>	0	0	0	22,801
<i>Telephone Service</i>	0	0	0	30,136
<i>Printing and Stationery</i>	0	0	0	2,657
<i>Computer Expenses</i>	0	0	0	13,775
<i>Maintenance Agreements and Licences</i>	0	0	0	6,967,386
<i>Contracted Services:</i>				
<i>Electronic Data Communication - Gibtelecom</i>	0	0	0	407,896
<i>Office Cleaning - Government Cleaning Scheme</i>	0	0	0	18,649
<i>Information Technology Consultancy Services</i>	0	0	0	156,044
	0	0	0	7,624,515
<i>Uniforms and Protective Clothing</i>	0	0	0	3,303
<i>Conferences and Travel</i>	0	0	0	5,030
<i>Relief Cover</i>	0	0	0	0
<i>Contribution to Gibraltar Development Corporation - Staff Services (ii)</i>	0	0	0	31,946
<i>COVID-19 Response Fund Contribution to Departmental Expenses (v)</i>	0	0	0	10,700
<b>Total Other Charges</b>	0	0	0	8,608,379
<b>TOTAL COMMERCE</b>				
<b>Payroll - Personal Emoluments</b>	0	0	0	4,553,286
<b>Industrial Wages</b>	0	0	0	0
<b>Other Charges</b>	0	0	0	4,553,286
<b>Total Commerce</b>	0	0	0	8,608,379
	0	0	0	13,161,665

(i) As from 2021/22 shown under Head 51 Business (page 152)

(ii) Appendix B - Gibraltar Development Corporation (page 185)

(iii) As from 2021/22 shown under Head 34 Office of Fair Trading (page 112)

(iv) As from 2021/22 shown under Head 42 Information Technology and Logistics Department (page 129)

(v) Appendix S - COVID-19 Response Fund (page 292)

**HEAD 51 - BUSINESS** <sup>(a)</sup>

(i) Minister: Minister for Business, Tourism and the Port

Controlling Officer: Principal Secretary (Business, Tourism and the Port)

Estimate 2022/23: £893,000

(ii) **ESTABLISHMENT** (Source: Human Resources Department)

2022/2023	2021/2022	<b>BUSINESS</b>
1	1	Senior Officer
2	2	Higher Executive Officer
0	1	Higher Professional and Technology Officer
0	1	Executive Officer
1	1	<b>Supernumerary Staff</b>
1	1	Executive Officer
		Administrative Officer
<b>5</b>	<b>7</b>	

(iii) **INDUSTRIAL STAFF**

2022/2023	2021/2022
0	0

(iv) **GIBRALTAR DEVELOPMENT CORPORATION STAFF**

2022/2023	2021/2022
6	5

**SUMMARY**

2022/2023	2021/2022	<b>TOTAL BUSINESS</b>
<b>11</b>	<b>12</b>	

(a) Up to 2019/21 staff shown under Head 33 - Town Planning and Building Control (page 108)

HEAD 51 - BUSINESS		ESTIMATE	FORECAST	ESTIMATE	ACTUAL
		2022/2023	OUTTURN 2021/2022	2021/2022	2019/2021
		£	£	£	£
1	<b>PAYROLL</b>				
	(1) Personal Emoluments				
	(a) Salaries	230,000	300,000	320,000	0
	(b) Overtime:				
	(i) Conditioned	0	0	0	0
	(ii) Emergency	1,000	0	1,000	0
	(iii) Manning Level Maintenance	0	0	0	0
	(iv) Discretionary	0	0	0	0
		1,000	0	1,000	0
	(c) Allowances	1,000	1,000	10,000	0
	(d) Temporary Assistance	0	0	0	0
	(e) Employer's Pension Contributions	5,000	12,000	12,000	0
	237,000	313,000	343,000	0	
(2) Industrial Wages	0	0	0	0	
	<b>Total Payroll</b>	<b>237,000</b>	<b>313,000</b>	<b>343,000</b>	<b>0</b>
2	<b>OTHER CHARGES</b>				
	(1) General Expenses	3,000	3,000	3,000	0
	(2) Electricity and Water	5,000	3,000	7,000	0
	(3) Telephone Service	10,000	10,000	11,000	0
	(4) Printing and Stationery	5,000	3,000	3,000	0
	(5) Computer and Office Equipment Expenses	1,000	2,000	1,000	0
	(6) Rents and Service Charges	125,000	160,000	120,000	0
	(7) Publications	1,000	1,000	1,000	0
	(8) Consultancy Services (i)	1,000	10,000	10,000	0
	(9) Professional Fees	1,000	10,000	10,000	0
	(10) Marketing (ii)	15,000	25,000	35,000	0
	(11) Conferences	5,000	1,000	15,000	0
	(12) Business Support Office (iii)	1,000	1,000	5,000	0
	(13) Gibraltar Business Nurturing Scheme (iii)	1,000	1,000	1,000	0
	(14) Contribution to Gibraltar Development Corporation - Staff Services (iv)	220,000	175,000	208,000	0
	(15) Contribution towards Business Improvement District	250,000	250,000	0	0
	<b>Contracted Services:</b>				
(16) Cleaning Services	12,000	11,000	12,000	0	
3	(1) COVID-19 Response Fund Contribution to Departmental Expenses (v)	0	0	1,000	0
	<b>Total Other Charges</b>	<b>656,000</b>	<b>666,000</b>	<b>443,000</b>	<b>0</b>
<b>TOTAL BUSINESS</b>					
Payroll - Personal Emoluments		237,000	313,000	343,000	0
Industrial Wages		0	0	0	0
		237,000	313,000	343,000	0
Other Charges		656,000	666,000	443,000	0
<b>Total Business</b>		<b>893,000</b>	<b>979,000</b>	<b>786,000</b>	<b>0</b>

(i) Up to 2019/21 shown under disappearing Head Commerce as 'Consultancy, Professional Fees and Legal Panel' (page 150)

(ii) Up to 2019/21 shown under disappearing Head Commerce as 'Marketing, Promotions and Conferences' (page 150)

(iii) Up to 2019/21 shown under disappearing Head Commerce (page 150)

(iv) Appendix B - Gibraltar Development Corporation (page 185)

(v) Appendix S - COVID-19 Response Fund (page 292)



**HEAD 52 - TOURISM**

(i) **Minister:** Minister for Business, Tourism and the Port

**Controlling Officer:** Principal Secretary (Business, Tourism and the Port)

**Estimate 2022/23:** £2,173,000

(ii) **ESTABLISHMENT** (Source: Human Resources Department)

2022/2023	2021/2022	<b>TOURISM</b>
1	1	Senior Executive Officer
1	2	Higher Executive Officer
1	2	Executive Officer
3	3	Administrative Officer
<b>6</b>	<b>8</b>	

(iii) **INDUSTRIAL STAFF**

2022/2023	2021/2022
0	0

(iv) **GIBRALTAR DEVELOPMENT CORPORATION STAFF**

2022/2023	2021/2022
14	16

**SUMMARY**

2022/2023	2021/2022	
<b>20</b>	<b>24</b>	<b>TOTAL TOURISM</b>

HEAD 52 - TOURISM		ESTIMATE	FORECAST	ESTIMATE	ACTUAL
		2022/2023	OUTTURN 2021/2022	2021/2022	2019/2021
		£	£	£	£
1	<b>PAYROLL</b>				
	(1) Personal Emoluments				
	<b>General Office:</b>				
	(a) Salaries	167,000	253,000	280,000	557,013
	(b) Overtime:				
	(i) Conditioned	0	0	0	0
	(ii) Emergency	1,000	1,000	1,000	0
	(iii) Manning Level Maintenance	0	0	0	0
	(iv) Discretionary	0	0	0	27,794
		1,000	1,000	1,000	27,794
	(c) Allowances	9,000	2,000	13,000	13,413
	(d) Temporary Assistance	0	0	0	0
	(e) Employer's Pension Contributions	27,000	42,000	46,000	92,040
		204,000	298,000	340,000	690,260
	<b>Terminals:</b>				
	(f) Salaries	39,000	39,000	39,000	74,900
	(g) Overtime:				
(i) Conditioned	0	6,000	7,000	9,251	
(ii) Emergency	1,000	0	0	0	
(iii) Manning Level Maintenance	0	0	0	0	
(iv) Discretionary	0	0	0	0	
	1,000	6,000	7,000	9,251	
(h) Allowances	6,000	6,000	6,000	11,145	
(i) Temporary Assistance	0	0	0	0	
(j) Employer's Pension Contributions	7,000	7,000	7,000	12,733	
	53,000	58,000	59,000	108,029	
	257,000	356,000	399,000	798,289	
(2) Industrial Wages	0	0	0	0	
	<b>Total Payroll</b>	<b>257,000</b>	<b>356,000</b>	<b>399,000</b>	<b>798,289</b>
2	<b>OTHER CHARGES</b>				
	<b>General Office:</b>				
	(1) General Expenses	10,000	6,000	12,000	32,794
	(2) Electricity and Water	5,000	1,000	5,000	4,164
	(3) Telephone Service	10,000	9,000	10,000	23,212
	(4) Printing and Stationery	3,000	2,000	3,000	3,754
	(5) Computer and Office Equipment Expenses	1,000	1,000	1,000	0
	(6) Rents and Service Charges*	6,000	6,000	6,000	44,055
	(7) Transport Expenses	2,000	2,000	2,000	6,957
	(8) Repairs and Maintenance	2,000	1,000	2,000	936
	(9) Uniforms and Protective Clothing*	4,000	2,000	4,000	4,598
	(10) Official Visits and Functions*	1,000	0	2,000	1,789
	(11) Hotel Grading	8,000	13,000	7,000	8,704
	(12) Contribution to Gibraltar Development Corporation - Staff Services (i)	435,000	419,000	458,000	881,626
	(13) Marketing*	700,000	470,000	850,000	0
	(14) Conferences*	250,000	190,000	250,000	0
(15) Consultancy Services*	53,000	52,000	53,000	0	
<i>Literary Festival (ii)</i>	0	0	0	323,357	
	<i>carried forward</i>	<b>1,490,000</b>	<b>1,174,000</b>	<b>1,665,000</b>	<b>1,335,946</b>

(i) Appendix B - Gibraltar Development Corporation (page 185)

(ii) Revenue raised through sponsorship shown under disappearing Revenue subhead 'Revenues Received - Literary Festival' (page 9)

\* Appendix R - List of Retitled Subheads (page 289)

HEAD 52 - TOURISM (cont)		ESTIMATE	FORECAST	ESTIMATE	ACTUAL
		2022/2023	OUTTURN 2021/2022	2021/2022	2019/2021
		£	£	£	£
	<i>brought forward</i>	1,490,000	1,174,000	1,665,000	1,335,946
	<b>OTHER CHARGES</b> (cont)				
2	<b>General Office:</b> (cont)				
	<b>Contracted Services:</b>				
	(16) Cleaning Services*	6,000	6,000	6,000	10,099
	(17) Leasing Agreements	8,000	9,000	8,000	685
	<i>Advertising Management Services</i>	0	0	0	200,000
	<i>Upkeep of Plants</i>	0	0	0	0
	<i>Marketing, Promotions and Conferences*</i>				
	<i>Gibraltar Tourist Board</i>	0	0	0	1,634,705
	<i>London Office</i>	0	0	0	0
	<i>Consultancy</i>	0	0	0	101,020
		0	0	0	1,735,725
	<i>Relief Cover</i>	0	0	0	0
	<i>General Embellishment Works</i>	0	0	0	11,689
		1,504,000	1,189,000	1,679,000	3,294,144
	<b>Terminals Expenses:</b>				
	(18) General Expenses	4,000	3,000	4,000	3,369
	(19) Electricity and Water	10,000	4,000	10,000	8,808
	(20) Telephone Service	10,000	8,000	10,000	17,229
	(21) Printing and Stationery	2,000	1,000	2,000	1,965
	(22) Computer and Office Equipment Expenses	1,000	1,000	1,000	0
	(23) Cleaning Expenses*	7,000	2,000	7,000	8,945
	(24) Uniforms and Protective Clothing*	2,000	1,000	2,000	1,577
	(25) Cruise Liner Inaugural Visits	1,000	1,000	1,000	1,301
	(26) Repairs and Maintenance*	1,000	1,000	1,000	0
	(27) Contribution to Gibraltar Development Corporation - Staff Services (i)	210,000	179,000	246,000	417,093
	<b>Contracted Services:</b>				
	(28) Cleaning Services*	40,000	32,000	43,000	55,391
	(29) Security Services	120,000	120,000	100,000	203,224
	(30) Upkeep of Planted Areas	3,000	3,000	4,000	5,141
	(31) CCTV*	1,000	1,000	2,000	2,082
		412,000	357,000	433,000	726,125
3	(1) COVID-19 Response Fund Contribution to Departmental Expenses (ii)	0	60	1,000	6,982
	<b>Total Other Charges</b>	1,916,000	1,546,060	2,113,000	4,027,251
	<b>TOTAL TOURISM</b>				
	Payroll - Personal Emoluments	257,000	356,000	399,000	798,289
	Industrial Wages	0	0	0	0
		257,000	356,000	399,000	798,289
	Other Charges	1,916,000	1,546,060	2,113,000	4,027,251
	<b>Total Tourism</b>	2,173,000	1,902,060	2,512,000	4,825,540

(i) Appendix B - Gibraltar Development Corporation (page 185)

(ii) Appendix S - COVID-19 Response Fund (page 292)

\* Appendix R - List of Retitled Subheads (page 289)

**HEAD 53 - POSTAL SERVICES**

(i) Minister: Minister for Business, Tourism and the Port

Controlling Officer: Principal Secretary (Business, Tourism and the Port)

Estimate 2022/23: £4,013,000

(ii) **ESTABLISHMENT** (Source: Human Resources Department)

2022/2023	2021/2022	<b>POSTAL SERVICES</b>
1	1	Director of Postal Services
1	1	Higher Executive Officer
2	2	Executive Officer
10	10	Administrative Officer
2	2	Administrative Assistant
1	1	Post Office Level 3
4	4	Post Office Level 4
14	14	Sorters
22	22	Post Delivery Person
		<b>Supernumerary Staff</b>
1	0	Head Messenger
5	0	Senior Messenger
16	0	Messenger
0	1	Single Operational Grade
<b>79</b>	<b>58</b>	

(iii) **INDUSTRIAL STAFF**

2022/2023	2021/2022
0	0

(iv) **GIBRALTAR DEVELOPMENT CORPORATION STAFF**

2022/2023	2021/2022
9	12

**SUMMARY**

2022/2023	2021/2022	
<b>88</b>	<b>70</b>	<b>TOTAL POSTAL SERVICES</b>

HEAD 53 - POSTAL SERVICES		ESTIMATE	FORECAST	ESTIMATE	ACTUAL
		2022/2023	OUTTURN 2021/2022	2021/2022	2019/2021
		£	£	£	£
<b>PAYROLL</b>					
1	(1) Personal Emoluments				
	(a) Salaries	2,047,000	1,380,000	1,313,000	2,874,564
	(b) Overtime:				
	(i) Conditioned	530,000	505,000	490,000	1,043,842
	(ii) Emergency	1,000	0	0	0
	(iii) Manning Level Maintenance	0	0	0	0
	(iv) Discretionary	0	0	0	3,131
		531,000	505,000	490,000	1,046,973
	(c) Allowances	54,000	65,000	95,000	180,701
	(d) Temporary Assistance	120,000	183,000	150,000	288,826
	(e) Bonus Payments	330,000	333,000	330,000	710,265
	(f) Employer's Pension Contributions	107,000	82,000	72,000	129,770
		3,189,000	2,548,000	2,450,000	5,231,099
	<i>Industrial Wages</i>				
	<i>Basic Wages</i>	0	0	0	13,259
	<i>Overtime:</i>				
	<i>Conditioned</i>	0	0	0	1,863
	<i>Emergency</i>	0	0	0	0
	<i>Manning Level Maintenance</i>	0	0	0	0
	<i>Discretionary</i>	0	0	0	0
		0	0	0	1,863
	<i>Allowances</i>	0	0	0	0
	<i>Employer's Pension Contributions</i>	0	0	0	0
		0	0	0	15,122
	<b>Total Payroll</b>	<b>3,189,000</b>	<b>2,548,000</b>	<b>2,450,000</b>	<b>5,246,221</b>
<b>OTHER CHARGES</b>					
2	(1) General Expenses	15,000	14,000	19,000	40,794
	(2) Electricity and Water	13,000	13,000	16,000	23,254
	(3) Telephone Service	13,000	14,000	13,000	26,888
	(4) Printing and Stationery	25,000	23,000	28,000	58,769
	(5) Computer and Office Equipment Expenses	1,000	1,000	1,000	0
	(6) Supply of Stamps	8,000	6,000	15,000	39,922
	(7) Postal Stores and Equipment	3,000	1,000	5,000	23,154
	(8) Transport Expenses*	4,000	9,000	2,000	19,134
	(9) Uniforms and Protective Clothing*	13,000	11,000	13,000	26,765
	(10) Commission to Stamp Vendors	4,000	3,000	5,000	4,772
	(11) Security Costs*	7,000	7,000	13,000	16,587
	(12) Banking and Related Services	7,000	0	1,000	0
	(13) Outgoing Mail and Bulk Mailing	150,000	124,000	335,000	1,727,106
	(14) Contribution to International Bureau	54,000	61,000	67,000	115,314
	(15) Regulatory Authority Fees	20,000	16,000	20,000	31,736
	(16) EPOS	15,000	19,000	10,000	23,148
	<i>Introduction of Post Codes</i>	0	0	1,000	0
	<i>carried forward</i>	<i>352,000</i>	<i>322,000</i>	<i>564,000</i>	<i>2,177,343</i>

\* Appendix R - List of Retitled Subheads (page 289)

HEAD 53 - POSTAL SERVICES (cont)		ESTIMATE	FORECAST	ESTIMATE	ACTUAL
		2022/2023	OUTTURN 2021/2022	2021/2022	2019/2021
	<i>brought forward</i>	£ 352,000	£ 322,000	£ 564,000	£ 2,177,343
	<b>OTHER CHARGES (cont)</b>				
2	(17) Contribution to Gibraltar Development Corporation - Staff Services (i)	235,000	270,000	324,000	478,939
	(18) Contract Officers	90,000	118,000	90,000	162,142
	(19) Leasing Agreements	75,000	75,000	71,000	55,713
	<b>Contracted Services:</b>				
	(20) Cleaning Services*	36,000	38,000	34,000	64,580
	(21) Gibraltar Philatelic Bureau Ltd	36,000	36,900	35,000	126,505
	<i>Relief Cover</i>	0	0	0	5,642
	<i>Losses of Public Funds</i>	0	100	0	63
3	(1) COVID-19 Response Fund Contribution to Departmental Expenses (ii)	0	128	3,000	4,534
	<b>Total Other Charges</b>	<b>824,000</b>	<b>860,128</b>	<b>1,121,000</b>	<b>3,075,461</b>
	<b>TOTAL POSTAL SERVICES</b>				
	Payroll - Personal Emoluments	3,189,000	2,548,000	2,450,000	5,231,099
	Industrial Wages	0	0	0	15,122
		3,189,000	2,548,000	2,450,000	5,246,221
	Other Charges	824,000	860,128	1,121,000	3,075,461
	<b>Total Postal Services</b>	<b>4,013,000</b>	<b>3,408,128</b>	<b>3,571,000</b>	<b>8,321,682</b>

(i) Appendix B - Gibraltar Development Corporation (page 185)

(ii) Appendix S - COVID-19 Response Fund (page 292)

\* Appendix R - List of Retitled Subheads (page 289)

**HEAD 54 - PORT** <sup>(a)</sup>

---

(i) <u>Minister:</u>	Minister for Business, Tourism and the Port
<u>Controlling Officer:</u>	Principal Secretary (Business, Tourism and the Port)
<u>Estimate 2022/23:</u>	£7,028,000

---

(a) Staff shown under Appendix J - Gibraltar Port Authority (page 250)

HEAD 54 - PORT		ESTIMATE	FORECAST	ESTIMATE	ACTUAL
		2022/2023	OUTTURN 2021/2022	2021/2022	2019/2021
		£	£	£	£
1	<u>PAYROLL</u>				
	(1) Personal Emoluments	0	0	0	0
	(2) Industrial Wages	0	0	0	0
	Total Payroll	0	0	0	0
2	<u>OTHER CHARGES</u>				
	Contribution from the Consolidated Fund to the Gibraltar Port Authority: (i)				
	(1) Contribution from Revenues Received	7,028,000	6,860,000	7,148,000	13,461,000
	(2) Additional Contribution	0	0	0	0
	Total Other Charges	7,028,000	6,860,000	7,148,000	13,461,000
<u>TOTAL PORT</u>					
	Payroll - Personal Emoluments	0	0	0	0
	Industrial Wages	0	0	0	0
	Other Charges	7,028,000	6,860,000	7,148,000	13,461,000
	Total Port	7,028,000	6,860,000	7,148,000	13,461,000

(i) Appendix J - Gibraltar Port Authority (page 251)



**HEAD 55 - MARITIME SERVICES**

(i) Minister: Minister for Business, Tourism and the Port

Controlling Officer: Principal Secretary (Business, Tourism and the Port)

Estimate 2022/23: £1,237,000

(ii) **ESTABLISHMENT** (Source: Human Resources Department)

2022/2023	2021/2022	<b>MARITIME SERVICES</b>
1	1	Maritime Administrator
1	1	Chief Surveyor
1	1	Senior Marine Surveyor
7	7	Marine Surveyor
1	1	Higher Executive Officer
1	1	Executive Officer
4	4	Administrative Officer
2	2	Administrative Assistant
<b>18</b>	<b>18</b>	

(iii) **INDUSTRIAL STAFF**

2022/2023	2021/2022
<b>0</b>	<b>0</b>

(iv) **GIBRALTAR DEVELOPMENT CORPORATION STAFF**

2022/2023	2021/2022
<b>1</b>	<b>1</b>

**SUMMARY**

2022/2023	2021/2022	
<b>19</b>	<b>19</b>	<b>TOTAL MARITIME SERVICES</b>

<b>HEAD 55 - MARITIME SERVICES</b>		<b>ESTIMATE 2022/2023</b>	<b>FORECAST OUTTURN 2021/2022</b>	<b>ESTIMATE 2021/2022</b>	<b>ACTUAL 2019/2021</b>
		<b>£</b>	<b>£</b>	<b>£</b>	<b>£</b>
1	<b>PAYROLL</b>				
	(1) Personal Emoluments				
	(a) Salaries	687,000	800,000	697,000	1,609,229
	(b) Overtime:				
	(I) Conditioned	0	0	0	0
	(II) Emergency	1,000	16,000	1,000	27,050
	(III) Manning Level Maintenance	0	0	0	0
	(IV) Discretionary	0	0	0	130,757
		1,000	16,000	1,000	157,807
	(c) Allowances	25,000	23,000	18,000	71,081
	(d) Temporary Assistance	0	0	0	0
	(e) Gratuities	0	0	0	0
	(f) Employer's Pension Contributions	70,000	71,000	70,000	140,903
	(g) Contribution in Lieu of Gratuity	0	0	0	0
	783,000	910,000	786,000	1,979,020	
(2) Industrial Wages	0	0	0	0	
	<b>Total Payroll</b>	<b>783,000</b>	<b>910,000</b>	<b>786,000</b>	<b>1,979,020</b>
2	<b>OTHER CHARGES</b>				
	(1) General Expenses	4,000	4,000	4,000	5,403
	(2) Electricity and Water	3,000	2,000	3,000	3,213
	(3) Telephone Service	10,000	11,000	12,000	24,303
	(4) Printing and Stationery	6,000	5,000	6,000	11,384
	(5) Computer and Office Equipment Expenses*	90,000	91,000	106,000	145,630
	(6) Insurance Expenses*	2,000	5,000	2,000	4,021
	(7) Rents and Service Charges*	15,000	15,000	15,000	33,082
	(8) Marketing*	50,000	30,000	50,000	64,972
	(9) Official Visits and Functions	5,000	3,000	5,000	0
	(10) Red Ensign Conference	5,000	0	5,000	5,128
	(11) Surveys*	24,000	3,000	24,000	45,095
	(12) Investigation Expenses	1,000	45,000	1,000	0
	(13) IMO/ISO Compliance and Audits (i)	5,000	2,000	5,000	12,980
	(14) Long Range Identification and Tracking	80,000	116,000	114,000	114,000
	(15) Contribution to Gibraltar Development Corporation - Staff Services (ii)	58,000	56,000	57,000	100,513
	(16) Maritime Accident Investigation Expenses	90,000	27,000	150,000	92,703
	<b>Contracted Services:</b>				
(17) Cleaning Services* <i>Relief Cover</i>	6,000 0	6,000 0	6,000 0	9,794 0	
3	(1) COVID-19 Response Fund Contribution to Departmental Expenses (iii)	0	0	1,000	1,111
	<b>Total Other Charges</b>	<b>454,000</b>	<b>421,000</b>	<b>566,000</b>	<b>673,332</b>
<b>TOTAL MARITIME SERVICES</b>					
Payroll - Personal Emoluments		783,000	910,000	786,000	1,979,020
Industrial Wages		0	0	0	0
		783,000	910,000	786,000	1,979,020
Other Charges		454,000	421,000	566,000	673,332
<b>Total Maritime Services</b>		<b>1,237,000</b>	<b>1,331,000</b>	<b>1,352,000</b>	<b>2,652,352</b>

(i) Up to 2021/22 titled 'IMO Voluntary Audit Scheme'

(ii) Appendix B - Gibraltar Development Corporation (page 185)

(iii) Appendix S - COVID-19 Response Fund (page 292)

\* Appendix R - List of Retitled Subheads (page 289)

<b>COMMERCIAL AVIATION</b>		<b>ESTIMATE</b>	<b>FORECAST</b>	<b>ESTIMATE</b>	<b>ACTUAL</b>
		<b>2022/2023</b>	<b>OUTTURN 2021/2022</b>	<b>2021/2022</b>	<b>2019/2021</b>
		<b>£</b>	<b>£</b>	<b>£</b>	<b>£</b>
<b>PAYROLL</b>					
Personal Emoluments					
<i>Ministry: (i)</i>					
Salaries		0	0	0	537,787
Overtime:					
<i>Conditioned</i>		0	0	0	0
<i>Emergency</i>		0	0	0	0
<i>Manning Level Maintenance</i>		0	0	0	0
<i>Discretionary</i>		0	0	0	80,447
		0	0	0	80,447
Allowances		0	0	0	19,434
Temporary Assistance		0	0	0	0
Employer's Pension Contributions		0	0	0	14,602
		0	0	0	652,270
Industrial Wages		0	0	0	0
<b>Total Payroll</b>		<b>0</b>	<b>0</b>	<b>0</b>	<b>652,270</b>
<b>OTHER CHARGES</b>					
<i>Ministry: (i)</i>					
Office Expenses:					
General Expenses		0	0	0	10,250
Electricity and Water		0	0	0	13,208
Telephone Service		0	0	0	41,515
Printing and Stationery		0	0	0	4,276
Office Rent and Service Charges		0	0	0	367,683
Contracted Services:					
Office Cleaning - Government Cleaning Scheme		0	0	0	16,894
		0	0	0	453,826
Operational Expenses: (i)					
Computer and Office Equipment		0	0	0	11,196
Consultancy and Professional Fees		0	0	0	0
Uniforms and Protective Clothing		0	0	0	247
		0	0	0	11,443
Conferences, Travel and Business Development		0	0	0	38,439
Contract Officers (i)		0	0	0	379,376
Running of Airport:					
Gibraltar Airport Fire and Rescue Service (ii)		0	0	0	5,588,195
Terminal Management Ltd		0	0	0	315,876
		0	0	0	5,904,071
COVID-19 Response Fund					
Contribution to Departmental Expenses (iii)		0	0	0	5,760
<b>Total Other Charges</b>		<b>0</b>	<b>0</b>	<b>0</b>	<b>6,792,915</b>
<b>TOTAL COMMERCIAL AVIATION</b>					
Payroll Personal Emoluments		0	0	0	652,270
Industrial Wages		0	0	0	0
		0	0	0	652,270
Other Charges		0	0	0	6,792,915
<b>Total Commercial Aviation</b>		<b>0</b>	<b>0</b>	<b>0</b>	<b>7,445,185</b>

(i) From 2021/22 reflected under Head 41 Digital Services (page 127)

(ii) From 2021/22 reflected under Head 36 Contribution to Airport Fire and Rescue Service (page 116)

(iii) Appendix S - COVID-19 Response Fund (page 292)

**HEAD 56 - GIBRALTAR AUDIT OFFICE**

---

(i) <u>Minister:</u>	Chief Minister
<u>Controlling Officer:</u>	Principal Auditor
<u>Estimate 2022/23:</u>	£1,292,000

---

(ii) **ESTABLISHMENT** (Source: Human Resources Department)

2022/2023	2021/2022	<b><u>GIBRALTAR AUDIT OFFICE</u></b>
2	2	Assistant Principal Auditor
5	5	Audit Manager
3	3	Auditor
8	8	Assistant Auditor
1	1	Audit Administrative Executive
1	0	Administrative Assistant
<u>20</u>	<u>19</u>	

---

(iii) **INDUSTRIAL STAFF**

2022/2023	2021/2022
<u>0</u>	<u>0</u>

---

(iv) **GIBRALTAR DEVELOPMENT CORPORATION STAFF**

2022/2023	2021/2022
<u>0</u>	<u>0</u>

---

**SUMMARY**

2022/2023	2021/2022	
<u>20</u>	<u>19</u>	<b>TOTAL GIBRALTAR AUDIT OFFICE</b>

---

HEAD 56 - GIBRALTAR AUDIT OFFICE		ESTIMATE	FORECAST	ESTIMATE	ACTUAL
		2022/2023	OUTTURN 2021/2022	2021/2022	2019/2021
		£	£	£	£
1	<b>PAYROLL</b>				
	(1) Personal Emoluments				
	(a) Salaries	1,019,000	990,000	1,029,000	2,007,015
	(b) Overtime:				
	(i) Conditioned	0	0	0	0
	(ii) Emergency	1,000	0	1,000	0
	(iii) Manning Level Maintenance	0	0	0	0
	(iv) Discretionary	0	0	0	9,898
		1,000	0	1,000	9,898
	(c) Allowances	129,000	115,000	129,000	254,221
	(d) Temporary Assistance	0	0	0	0
	(e) Employer's Pension Contributions	49,000	49,000	49,000	95,347
	1,198,000	1,154,000	1,208,000	2,366,481	
(2) Industrial Wages	0	0	0	0	
	<b>Total Payroll</b>	<b>1,198,000</b>	<b>1,154,000</b>	<b>1,208,000</b>	<b>2,366,481</b>
2	<b>OTHER CHARGES</b>				
	(1) General Expenses	7,000	7,000	7,000	28,539
	(2) Electricity and Water	5,000	4,000	5,000	6,554
	(3) Telephone Service	6,000	5,000	5,000	10,142
	(4) Printing and Stationery	8,000	3,000	10,000	6,701
	(5) Computer and Office Equipment Expenses*	9,000	20,000	10,000	24,177
	(6) Training Expenses*	22,000	24,000	20,000	8,775
	<b>Contracted Services:</b>				
	(7) Cleaning Services*	7,000	6,000	7,000	12,700
	(8) Support of Computer System	30,000	28,000	30,000	18,085
	<i>Professional Fees*</i>	0	0	1,000	0
	<i>Relief Cover</i>	0	0	0	0
	3	(1) COVID-19 Response Fund Contribution to Departmental Expenses (i)	0	0	1,000
<b>Total Other Charges</b>		<b>94,000</b>	<b>97,000</b>	<b>96,000</b>	<b>116,258</b>
<b>TOTAL GIBRALTAR AUDIT OFFICE</b>					
Payroll - Personal Emoluments		1,198,000	1,154,000	1,208,000	2,366,481
Industrial Wages		0	0	0	0
		1,198,000	1,154,000	1,208,000	2,366,481
Other Charges		94,000	97,000	96,000	116,258
<b>Total Gibraltar Audit Office</b>		<b>1,292,000</b>	<b>1,251,000</b>	<b>1,304,000</b>	<b>2,482,739</b>

(i) Appendix S - COVID-19 Response Fund (page 292)

\* Appendix R - List of Retitled Subheads (page 289)

**HEAD 57 - SUPPLEMENTARY PROVISION**

(i) Minister: Minister for Finance

(ii) A provision for the year ending 31 March 2023 for the funding of pay settlements and supplementary expenditure which can be reallocated to other Departmental Heads of Expenditure

£9,000,000

(iii) The Controlling Officer of this Head is the Financial Secretary

		ESTIMATE 2022/2023	FORECAST OUTTURN 2021/2022	ESTIMATE 2021/2022	ACTUAL 2019/2021
		£	£	£	£
1	Supplementary Funding	9,000,000	0	9,000,000	0
Total Supplementary Provision		9,000,000	0	9,000,000	0

**HEAD 58 - CONTRIBUTION TO GOVERNMENT-OWNED COMPANIES**

(i) Minister: Minister for Finance

(ii) Provision required in the year ending 31 March 2023 towards recurrent expenditure of Government-Owned Companies

£30,000,000

(iii) The Controlling Officer of this Head is the Financial Secretary

		ESTIMATE 2022/2023	FORECAST OUTTURN 2021/2022	ESTIMATE 2021/2022	ACTUAL 2019/2021
		£	£	£	£
1	Contribution to Government-Owned Companies	30,000,000	30,000,000	30,000,000	60,000,000
	Total Contribution to Government-Owned Companies	30,000,000	30,000,000	30,000,000	60,000,000

**HEAD 59 - TRANSFER FROM GOVERNMENT SURPLUS**

(i) Minister: Minister for Finance

(ii) Provision required in the year ending 31 March 2023 for the transfer from the Government's surplus to the Social Assistance Fund

£1,000

(iii) The Controlling Officer of this Head is the Financial Secretary

		ESTIMATE 2022/2023	FORECAST OUTTURN 2021/2022	ESTIMATE 2021/2022	ACTUAL 2019/2021
		£	£	£	£
1	Payment to Social Assistance Fund - Import Duty - Transfer from Government Surplus (i)	1,000	0	1,000	0
Total Transfer from Government Surplus		1,000	0	1,000	0

(i) Appendix K - Social Assistance Fund (page 253)



**HEAD 60 - CONTRIBUTION TO THE IMPROVEMENT AND DEVELOPMENT FUND**

(i) Minister: Minister for Finance

(ii) Estimate of the amount required in the year ending 31 March 2023 for the payment of Contributions to the Improvement and Development Fund

£1,000

(iii) The Controlling Officer of this Head is the Financial Secretary

		ESTIMATE 2022/2023	FORECAST OUTTURN 2021/2022	ESTIMATE 2021/2022	ACTUAL 2019/2021
		£	£	£	£
1	Contribution to the Improvement and Development Fund	1,000	19,500,000	16,500,000	53,000,000
	Total Contribution to the Improvement and Development Fund	1,000	19,500,000	16,500,000	53,000,000

**HEAD 61 - CONTRIBUTION TO THE COVID-19 RESPONSE FUND**

(i) Minister: Minister for Finance

(ii) Estimate of the amount required in the year ending 31 March 2023 for the payment of Contributions to the Covid-19 Response Fund

£40,120,000

(iii) The Controlling Officer of this Head is the Financial Secretary

		ESTIMATE 2022/2023	FORECAST OUTTURN 2021/2022	ESTIMATE 2021/2022	ACTUAL 2019/2021
		£	£	£	£
1	Contribution to the COVID-19 Response Fund (i)	40,120,000	135,058,058	67,449,000	225,121,849
	Total Contribution to the COVID-19 Response Fund	40,120,000	135,058,058	67,449,000	225,121,849

(i) Appendix S - COVID-19 Response Fund (page 292)

**HEAD 62 - EXCEPTIONAL EXPENDITURE**

(i) Minister: Minister for Finance

(ii) A provision for the year ending 31 March 2023 for the funding of exceptional expenditure items

£1,000,000

(iii) The Controlling Officer of this Head is the Financial Secretary

		ESTIMATE 2022/2023	FORECAST OUTTURN 2021/2022	ESTIMATE 2021/2022	ACTUAL 2019/2021
		£	£	£	£
1	Ex-Commissioner Special Inquiry	1,000,000	0	0	0
Total Exceptional Expenditure		1,000,000	0	0	0

**IMPROVEMENT AND DEVELOPMENT FUND**

<b>SUMMARY OF REVENUE</b>		<b>ESTIMATE 2022/2023</b>	<b>FORECAST OUTTURN 2021/2022</b>	<b>ESTIMATE 2021/2022</b>	<b>ACTUAL 2019/2021</b>
		<b>£</b>	<b>£</b>	<b>£</b>	<b>£</b>
101	Contributions and Loans	1,000	19,500,000	16,500,000	53,618,936
102	Sale of Government Property and Other Premia	100,000,000	16,260,000	50,000,000	61,774,821
103	Grants	2,000	0	2,000	0
104	Reimbursements	1,758,000	4,480,000	1,184,000	4,640,590
<b>TOTAL</b>		<b>101,761,000</b>	<b>40,240,000</b>	<b>67,686,000</b>	<b>120,034,347</b>

<b>SUMMARY OF EXPENDITURE</b>		<b>ESTIMATE 2022/2023</b>	<b>FORECAST OUTTURN 2021/2022</b>	<b>ESTIMATE 2021/2022</b>	<b>ACTUAL 2019/2021</b>
		<b>£</b>	<b>£</b>	<b>£</b>	<b>£</b>
101	Works and Equipment	12,616,000	17,214,000	16,759,000	55,977,543
102	Projects	54,246,000	22,546,000	50,881,000	65,260,894
<b>TOTAL</b>		<b>66,862,000</b>	<b>39,760,000</b>	<b>67,640,000</b>	<b>121,238,437</b>

<b>IMPROVEMENT AND DEVELOPMENT FUND - REVENUE</b>		Receiver of Revenue	ESTIMATE 2022/2023	FORECAST OUTFURN 2021/2022	ESTIMATE 2021/2022	ACTUAL 2019/2021
			£	£	£	£
<b>HEAD - 101</b>	<b>CONTRIBUTION AND LOANS</b>					
1	Contribution from Consolidated Fund - Reserve	FS	1,000	19,500,000	16,500,000	53,000,000
2	Loans	FS	0	0	0	0
3	COVID-19 Response Fund Contribution to Capital Expenses (i)	FS	0	0	0	618,936
			1,000	19,500,000	16,500,000	53,618,936
<b>HEAD - 102</b>	<b>SALE OF GOVERNMENT PROPERTY AND OTHER PREMIA</b>					
1	Land, Building Sales and Leases and Other Premia	FS	99,000,000	6,070,000	50,000,000	15,979,907
2	Ex MOD Sales	FS	1,000,000	10,190,000	0	45,794,914
			100,000,000	16,260,000	50,000,000	61,774,821
<b>HEAD - 103</b>	<b>GRANTS</b>					
1	EU Grant - Competitiveness & Employment Objective Programme (ERDF)	FS	1,000	0	1,000	0
2	EU Grant - Interreg Territorial Co-Operation	FS	1,000	0	1,000	0
			2,000	0	2,000	0
<b>HEAD - 104</b>	<b>REIMBURSEMENTS</b>					
1	Commercial Projects	FS	1,000	0	1,000	0
2	Residential Projects	FS	1,000	0	1,000	0
3	Loans Repayments	FS	16,000	50,000	50,000	100,000
4	Interest on Loans	FS	1,000	0	1,000	0
5	Other Reimbursements	FS	1,000	4,000,000	1,000	1,641,888
6	Receipts in Connection with the Transfer of MOD Electricity Undertakings	FS	399,000	390,000	390,000	751,000
7	MOD Contribution to Airport Fire and Rescue Service	SEE	1,000	40,000	40,000	94,922
8	MOD Contribution towards Relocation Costs - Project Euston	CTO	538,000	0	700,000	935,282
9	Brexit Measures <i>Brexit Contingency Measures</i>	PSO FS	800,000 0	0 0	0 0	0 1,117,798
			1,758,000	4,480,000	1,184,000	4,640,590

(i) Appendix S - COVID-19 Response Fund (page 292)

**IMPROVEMENT AND DEVELOPMENT FUND - EXPENDITURE**

Estimate of the amount required in the year ending 31 March 2023 for Departmental Expenditure

£12,616,000

**HEAD 101 - WORKS AND EQUIPMENT**

SUBHEAD	Controlling Officer	ESTIMATE 2022/2023	FORECAST OUTTURN 2021/2022	ESTIMATE 2021/2022	ACTUAL 2019/2021
		£	£	£	£
<b>1</b>					
<b>WORKS AND EQUIPMENT</b>					
(a) Education - Refurbishment of Educational Facilities and Equipment	DE	1,000,000	1,800,000	1,500,000	4,221,871
(b) Prison	SP	20,000	35,000	70,000	96,221
(c) Post Office	PBT	40,000	30,000	50,000	77,626
(d) Technical Services	CTS	22,000	15,000	30,000	32,994
(e) Gibraltar Broadcasting Corporation	PSD	100,000	572,000	150,000	2,015,992
(f) Contribution to Borders and Coastguard Agency	FS	10,000	10,000	30,000	48,000
(g) Contribution to Housing Works Agency	FS	2,730,000	4,620,000	4,000,000	0
(h) Contribution to Gibraltar Sports and Leisure Authority	FS	10,000	185,000	150,000	322,000
(i) Contribution to Gibraltar Health Authority	FS	2,000,000	1,940,000	2,000,000	12,118,000
(j) Contribution to Gibraltar Health Authority - Elderly Residential Services Section	FS	250,000	310,000	500,000	504,000
(k) Contribution to Care Agency	FS	100,000	355,000	357,000	705,000
(l) Contribution to Gibraltar Electricity Authority	FS	886,000	885,000	1,500,000	2,465,000
(m) Contribution to Gibraltar Port Authority	FS	622,000	80,000	365,000	354,000
(n) Environment and Roads:					
(i) Environment Projects	CEE	20,000	235,000	100,000	290,341
(ii) Rock Safety, Coastal Protection, Retaining Walls & Demolition Works	CTS	463,000	460,000	900,000	393,540
(iii) Drains and Sewers	CTS	920,000	445,000	800,000	886,715
(iv) Road Maintenance and Resurfacing	CTS	1,150,000	580,000	850,000	1,309,014
(v) Security Bollards	CTS	20,000	0	100,000	211,132
		2,573,000	1,720,000	2,750,000	3,090,742
(o) Driver and Vehicle Licensing (i)	CE	90,000	20,000	25,000	0
(p) Essential Services - Equipment					
(i) Royal Gibraltar Police	COP	122,000	250,000	250,000	507,423
(ii) Customs Department	CUS	67,000	105,000	200,000	280,997
(iii) Fire and Rescue Service	CFO	167,000	180,000	200,000	199,506
(iv) Airport Fire and Rescue Service	HEJ	45,000	141,000	150,000	189,244
(v) Fire and Rescue Service - Turntable Ladder	CFO	1,000	0	1,000	0
		402,000	676,000	801,000	1,177,170

(i) Up to 2021/22 titled 'Traffic Enhancements'

Estimate of the amount required in the year ending 31 March 2023 for Departmental Expenditure

**IMPROVEMENT AND DEVELOPMENT FUND - EXPENDITURE**

**HEAD 101 - WORKS AND EQUIPMENT (cont)**

SUBHEAD	Controlling Officer	ESTIMATE 2022/2023	FORECAST OUTTURN 2021/2022	ESTIMATE 2021/2022	ACTUAL 2019/2021
		£	£	£	£
1					
<b>WORKS AND EQUIPMENT (cont)</b>					
(q) Youth Clubs Refurbishment	GYS	15,000	75,000	85,000	82,995
(r) Upper Rock and Beaches:	CEE	500,000	510,000	400,000	1,124,597
(i) Beaches	CEE	5,000	100,000	100,000	488,560
(ii) Other Sites		505,000	610,000	500,000	1,613,157
(s) Civil Contingency	HEJ	10,000	35,000	50,000	29,512
(t) Launches:	CEE	5,000	0	0	0
(i) Environment	CUS	0	0	430,000	110,753
Customs					
(u) Drugs & Alcohol Awareness and Rehabilitation Services	PSD	50,000	15,000	40,000	39,721
(v) Government Buildings, Works and Structures	FS	500,000	360,000	500,000	731,172
(w) Government Furniture and Equipment	FS	100,000	90,000	100,000	140,271
(x) Government Vehicles and Plant	FS	75,000	25,000	75,000	142,120
(y) Other Works	FS	1,000	1,000	1,000	67,283
(z) Government Computerisation Programme	PSD	500,000	2,750,000	700,000	14,566,999
Housing: Works and Repairs (i)	PHO	0	0	0	11,224,944
<b>TOTAL</b>		<b>12,616,000</b>	<b>17,214,000</b>	<b>16,759,000</b>	<b>55,977,543</b>

(i) From 2021/22 included under 'Contribution to Housing Works Agency' (page 174)

**IMPROVEMENT AND DEVELOPMENT FUND - EXPENDITURE**

Estimate of the amount required in the year ending 31 March 2023 for development expenditure on Projects

£54,246,000

**HEAD 102 - PROJECTS**

SUBHEAD	Controlling Officer	ESTIMATE 2022/2023 £	FORECAST OUTTURN 2021/2022 £	ESTIMATE 2021/2022 £	ACTUAL 2019/2021 £	
1	CTO CTS CTS  CEE	<b>ROADS AND PARKING PROJECTS</b>				
		(a) Roads and Tunnel Projects:				
		(i) Tunnels and Roads to North Front	4,577,000	4,115,000	7,000,000	7,947,571
		(ii) Highways Resurfacing Programme	1,000,000	300,000	300,000	1,937,624
		(iii) Other Roads and Tunnels	0	0	50,000	31,640
			5,577,000	4,415,000	7,350,000	9,916,835
2	CTO CTO CTO  CTO	(b) GIS Development	5,000	1,000	5,000	0
		<b>RELOCATION COSTS</b>	5,582,000	4,416,000	7,355,000	9,916,835
		(a) MOD Lands	305,000	0	250,000	31,083
		(b) (i) MOD Project Euston	200,000	185,000	250,000	4,022,520
		(ii) MOD Project Euston - Requested Works	538,000	0	700,000	935,282
		(c) Other Relocations	738,000	185,000	950,000	4,957,802
3	CTO	Reclamation Projects	3,000,000	500,000	5,000,000	5,164,131
			4,043,000	685,000	6,200,000	10,153,016
4	CTO  CEE CEE CEE CEE CEE	Reclamation Projects	5,040,000	1,950,000	8,500,000	657,087
		<b>OTHER PROJECTS</b>				
		(a) Heritage Building Refurbishments	10,000	1,000	1,000	118,749
		(b) Reef Creation Programme	5,000	5,000	5,000	5,909
		(c) Refuse Shelters	300,000	2,000	10,000	57,595
		(d) Upper Rock Projects - Environment	50,000	50,000	50,000	246,196
(e) Garrison Library	70,000	0	1,000	155,000		
(f) Urban Renewal	1,000	1,000	1,000	226,066		



Estimate of the amount required in the year ending 31 March 2023 for development expenditure on Projects

**IMPROVEMENT AND DEVELOPMENT FUND - EXPENDITURE**

**HEAD 102 - PROJECTS (cont)**

SUBHEAD	Controlling Officer	ESTIMATE 2022/2023 £	FORECAST OUTTURN 2021/2022 £	ESTIMATE 2021/2022 £	ACTUAL 2019/2021 £
4					
	<b>OTHER PROJECTS (cont)</b>				
	(g) Heritage Projects	111,000	1,000	1,000	103,694
	(h) City Hall and Art Gallery Refurbishment	1,000	0	1,000	16,874
	(i) Theatre	1,000	0	1,000	0
	(j) Refurbishment of Premises for Clubs and Associations	100,000	0	1,000	62,896
	(k) Governor's Lookout Scout Activity Centre and Campsite	50,000	0	1,000	285,386
	(l) Cemetery Offices and Refurbishment Works	25,000	0	0	0
	(m) Studio Spaces	50,000	0	0	0
	(n) New Cultural Premises	25,000	0	0	0
	(o) Infrastructure Provision for Housing Projects	2,250,000	0	450,000	0
	(p) Urban Wastewater Treatment Plant	1,000	2,000	1,000	582,611
	(q) Waterport and New Eastside Affordable Housing Scheme	1,000	0	1,000	0
	(r) Infrastructure Provision for New Developments	6,567,000	3,230,000	5,000,000	2,669,051
	(s) Completion of Infrastructure Service Corridor (North Front Area)	250,000	5,000	500,000	0
	(t) New Industrial Units to Relocate Sacarello's/GFI	300,000	0	1,000	0
	(u) Enabling Works for Annual Fair	50,000	0	1,000	19,285
	(v) Jewish Home	900,000	305,000	200,000	65,281
	(w) Waste Treatment Facility	1,000	0	1,000	0
	(x) Sewage Pumping Stations:				
	(i) New Dockyard Road	150,000	0	150,000	0
	(ii) Western Beach	725,000	0	800,000	1,642
	(iii) Europa Point	425,000	0	500,000	0
		1,300,000	0	1,450,000	1,642
	(y) Infrastructure Provision for Ex-MOD Properties	281,000	80,000	350,000	2,256,348
	(z) Eastgate Customs Search Facility	1,000	0	1,000	0
	(za) Works to Buena Vista Estate	1,173,000	325,000	1,000,000	547,324
	(zb) Soft Loans and Repairs to Housing Estates	640,000	200,000	900,000	1,743,099
	(zc) Little Bay Promenade	20,000	50,000	50,000	510,171
	(zd) Replacement of Frontier Fence	1,000	0	1,000	0
	(ze) Eastside Revetment Works	1,000	60,000	4,500,000	406,572
	(zf) Demolition of Waterport Power Station	1,000	110,000	1,000,000	0
	(zg) Relocation of AquaGib Facilities	1,000	0	1,000,000	0
	(zh) Maintenance Works Programme for the Convent	150,000	155,000	150,000	159,869

Estimate of the amount required in the year ending 31 March 2023 for development expenditure on Projects

**IMPROVEMENT AND DEVELOPMENT FUND - EXPENDITURE**

**HEAD 102 - PROJECTS (cont)**

SUBHEAD	Controlling Officer	ESTIMATE 2022/2023 £	FORECAST OUTTURN 2021/2022 £	ESTIMATE 2021/2022 £	ACTUAL 2019/2021 £
4					
		<b>OTHER PROJECTS (cont)</b>			
	CTO	1,000	1,000	1,000	0
	CTO	3,500,000	0	1,000,000	0
	CTO	1,325,000	15,000	1,250,000	0
	CTO	30,000	0	30,000	0
	CTO	1,000	0	1,000	0
	CTO	1,000	0	1,000	0
	CTO	1,000	0	60,000	0
	CTO	1,000	0	0	0
	CTO	250,000	0	0	0
	CTO	1,000	0	0	0
	CTO	750,000	0	0	0
	CTS	1,000,000	285,000	1,000,000	1,433,187
	CTS	800,000	205,000	500,000	477,665
	CTS	390,000	90,000	200,000	228,614
	CTS	500,000	0	0	0
	CTS	100,000	0	0	0
	CTS	350,000	0	0	0
	PSD	260,000	0	1,000	0
	PSO	1,000	15,000	75,000	59,955
	PSO	1,000	0	1,000	885,000
	PSO	180,000	0	0	0
	HEJ	1,000	0	20,000	0
	HEJ	1,000	0	1,000	0
	CTO	1,000	10,000	10,000	70,705
		3,000	10,000	31,000	70,705
	CSL	81,000	140,000	75,000	171,244
	CSL	2,294,000	100,000	1,600,000	15,358,104
	CSL	1,000	0	1,000	7,980
	CSL	55,000	0	0	0
	CSL	1,000	0	0	0

(i) Up to 2021/22 titled 'Airport Shared Office Facility'

**IMPROVEMENT AND DEVELOPMENT FUND - EXPENDITURE**

Estimate of the amount required in the year ending 31 March 2023 for development expenditure on Projects

**HEAD 102 - PROJECTS (cont)**

SUBHEAD	Controlling Officer	ESTIMATE 2022/2023	FORECAST OUTTURN 2021/2022	ESTIMATE 2021/2022	ACTUAL 2019/2021
		£	£	£	£
4					
	<b>OTHER PROJECTS (cont)</b>				
	(zzj) Digital Transformation (i)	3,750,000	3,470,000	450,000	213,331
	(zzk) Cruise Liner Terminal Ancillary Facilities Refurbishment	125,000	0	1,000	47,058
	(zxl) Coach Park Terminal Refurbishment	20,000	0	1,000	0
	(zxm) Beautification of Landport to Casemates	300,000	0	0	0
	(zxn) Gibraltar Maritime Academy	417,000	0	0	0
	(zxo) Montagu Park	1,000	0	0	181,833
	(zxp) Other Community Projects	1,000	0	200,000	0
	(zzq) Northern Defences	300,000	185,000	100,000	581,738
	(zzr) Grand Battery	1,000	0	1,000	52,757
	(zsz) The Mount	400,000	140,000	200,000	294,825
	(zzt) City Walls - Walk the Wall	1,000	0	1,000	0
	(zzu) Duke of Kent House - Gibraltar Archives	1,000	0	1,000	0
	(zzv) Parliament House	250,000	0	0	0
	(zzw) Office Hubs - DSS Building	1,000	0	0	0
	(zzx) Landport Gate	500,000	0	0	0
	(zzy) e-ID Card System	150,000	1,000	20,000	123,514
	(zza) New Passport Issuing System	383,000	0	1,000	17,659
	(zzb) Prison Officers Mess	1,000	0	0	0
	(zzc) Halfway House Refurbishment	1,000	0	0	0
	(zzd) Ex-Chronicle Printing Works - Justice Offices	1,000	0	0	0
	(zze) Youth Justice Centre	1,000	0	0	0
	(zzf) Audio Visual Systems:				
	(i) Parliament	1,000	0	0	0
	(ii) Gibraltar Law Courts	1,000	0	0	0
		2,000	0	0	0

(i) Up to 2021/22 titled 'Implementation of e-Services'



**IMPROVEMENT AND DEVELOPMENT FUND - EXPENDITURE**

Estimate of the amount required in the year ending 31 March 2023 for development expenditure on Projects

**HEAD 102 - PROJECTS (cont)**

SUBHEAD	Controlling Officer	ESTIMATE 2022/2023 £	FORECAST OVERTURN 2021/2022 £	ESTIMATE 2021/2022 £	ACTUAL 2019/2021 £
5	FS	1,000	0	1,000	0
		5,000,000	5,000,000	5,000,000	5,000,000
		5,001,000	5,000,000	5,001,000	5,000,000
6	PSO	1,200,000	745,000	0	0
		1,000	0	0	0
		206,000	52,000	0	0
		1,407,000	797,000	0	0
		0	0	0	618,936
7	FS	0	0	0	0
		0	0	0	1,660,532
		54,246,000	22,546,000	50,881,000	65,260,894
	<b>TOTAL</b>				

(i) Appendix S - COVID-19 Response Fund (page 292)

**PUBLIC SERVICES OMBUDSMAN**


---

(i) Minister: Minister for Justice, Equality and Public Standards and Regulations

---

**(ii) ESTABLISHMENT**

2022/2023	2021/2022	<b><u>PUBLIC SERVICES OMBUDSMAN</u></b>
1	1	Public Services Ombudsman
1	1	Legal Adviser/Senior Investigating Officer
2	2	Investigating Officer
1	1	IT Controller
1	1	Public Relations Officer/PA to the Ombudsman
1	1	Complaints Handling Coordinator
1	1	Assistant Complaints Handling Coordinator
<u>8</u>	<u>8</u>	

---

**(iii) INDUSTRIAL STAFF**

2022/2023	2021/2022
<u>0</u>	<u>0</u>

---

**SUMMARY**

2022/2023	2021/2022	<b>TOTAL PUBLIC SERVICES OMBUDSMAN</b>
<u>8</u>	<u>8</u>	

---

<b>PUBLIC SERVICES OMBUDSMAN <sup>(i)</sup></b>	<b>ESTIMATE 2022/2023</b>	<b>FORECAST OUTTURN 2021/2022</b>	<b>ESTIMATE 2021/2022</b>	<b>ACTUAL 2019/2021</b>
	<b>£</b>	<b>£</b>	<b>£</b>	<b>£</b>
<b>Recurrent Receipts</b>				
Contribution from Consolidated Fund Charges	469,000	451,000	456,000	797,532
<b>Total Recurrent Receipts</b>	<b>469,000</b>	<b>451,000</b>	<b>456,000</b>	<b>797,532</b>
<b>Recurrent Payments</b>				
<b>Personal Emoluments</b>				
(1) Salaries	357,000	348,000	355,000	631,375
(2) Overtime:				
(i) Conditioned	0	0	0	0
(ii) Emergency	1,000	0	1,000	0
(iii) Manning Level Maintenance	0	0	0	0
(iv) Discretionary	0	0	0	7,580
	1,000	0	1,000	7,580
(3) Allowances	9,000	11,000	9,000	17,777
(4) Employer's Social Insurance Contributions	19,000	17,000	14,000	26,954
(5) Employer's Pension Contributions	45,000	42,000	39,000	71,142
<b>Total Personal Emoluments</b>	<b>431,000</b>	<b>418,000</b>	<b>418,000</b>	<b>754,828</b>
<b>Other Recurrent Expenditure</b>				
(6) General Expenses	3,000	7,000	3,000	4,352
(7) Electricity and Water	2,000	2,000	2,000	3,013
(8) Telephone Service	4,000	3,000	4,000	7,119
(9) Printing and Stationery	4,000	2,000	4,000	6,192
(10) Computer and Office Equipment Expenses*	4,000	4,000	4,000	7,710
(11) Publications	1,000	1,000	1,000	584
(12) Conferences*	9,000	9,000	9,000	6,524
(13) Training Expenses	1,000	0	1,000	0
(14) Clinical Assessors	5,000	0	5,000	0
<b>Contracted Services:</b>				
(15) Cleaning Services*	5,000	5,000	5,000	7,210
<i>CHS Office (St Bernard's Hospital)</i>	0	0	0	0
<i>Relief Cover</i>	0	0	0	0
<b>Total Other Recurrent Expenditure</b>	<b>38,000</b>	<b>33,000</b>	<b>38,000</b>	<b>42,704</b>
<b>Total Payments</b>	<b>469,000</b>	<b>451,000</b>	<b>456,000</b>	<b>797,532</b>

(i) Section 4 of the Public Services Ombudsman Act.

\* Appendix R - List of Retitled Subheads (page 289)

**GIBRALTAR DEVELOPMENT CORPORATION**<sup>(a)</sup>

- (i) **Minister:** Minister for Social Security, Economic Development, Enterprise, Telecommunications and the Gibraltar Savings Bank

(ii) **ESTABLISHMENT**

2022/2023	2021/2022	<b><u>GIBRALTAR DEVELOPMENT CORPORATION</u></b>
1	1	Finance Centre Director
1	1	Head of Gambling (Executive Director)
1	1	Head of Gambling Regulation
1	1	Conservation Officer
1	0	Chief Executive Officer
4	5	Senior Officer
8	8	Grade 5
15	15	Grade 4 (b)
1	1	Training Centre Manager
5	6	Instructional Officer
22	19	Grade 3
1	1	Senior Litter Enforcement Officer
1	1	Nature Reserve Supervisor
43	41	Grade 2 (c)
10	11	Transport Inspector
1	0	Tow Truck Driver
137	136	Grade 1 (d)(e)
<b>253</b>	<b>248</b>	

(iii) **INDUSTRIAL STAFF**

2022/2023	2021/2022	<b>TOTAL GIBRALTAR DEVELOPMENT CORPORATION</b> (f)(g)
<b>18</b>	<b>20</b>	

**SUMMARY**

2022/2023	2021/2022	<b>TOTAL GIBRALTAR DEVELOPMENT CORPORATION</b>
<b>271</b>	<b>268</b>	

(a) Gibraltar Development Corporation Staff shown under the establishment of the respective Head of Charge

(b) One employee seconded to Government-Owned Companies

(c) Two employees seconded to Other Public Bodies

(d) Four employees seconded to Government-Owned Companies

(e) Two employees on Career Breaks

(f) One employee seconded to Government-Owned Companies

(g) Does not include two Hostels employees seconded to Sport and Leisure



GIBRALTAR DEVELOPMENT CORPORATION	ESTIMATE 2022/2023	FORECAST OUTTURN 2021/2022	ESTIMATE 2021/2022	ACTUAL 2019/2021
	£	£	£	£
<b><u>Recurrent Receipts</u></b>				
Contributions from Consolidated Fund - Head 24 Economic Development:				
Contribution from Revenues Received	204,000	227,000	188,000	446,298
Additional Contribution	13,029,000	12,434,000	13,206,000	25,255,000
	13,233,000	12,661,000	13,394,000	25,701,298
Contribution from the COVID-19 Response Fund (i)	0	504	3,000	10,990
Contributions by Government Departments for Staff Services	9,506,000	9,023,000	9,009,000	17,273,979
Contribution by Borders and Coastguard Agency	89,000	90,000	85,000	241,391
Contribution by Housing Works Agency	80,000	67,000	49,000	59,091
Contribution by Gibraltar Health Authority	579,000	675,000	656,000	1,546,815
Contribution by Gibraltar Health Authority - Elderly Residential Services Section	260,000	235,000	206,000	460,165
Contribution by Care Agency	225,000	131,000	95,000	145,184
Contribution by Gibraltar Port Authority	54,000	0	0	45,486
Contribution by Other Public Bodies	58,000	57,000	56,000	114,207
<i>Contribution from Consolidated Fund - Head Public Service Support Unit</i>	0	956,000	949,000	2,016,447
<i>Contribution by Gibraltar Electricity Authority</i>	0	0	0	5,999
Total Recurrent Receipts	24,084,000	23,895,504	24,502,000	47,621,052
<b><u>Recurrent Payments</u></b>				
<u>Personal Emoluments</u>				
<b>Salaries:</b>				
(1) Economic Development	576,000	697,000	699,000	1,476,235
(2) Other Divisions	7,073,000	6,446,000	6,560,000	12,341,785
<i>Public Service Support Unit</i>	0	123,000	144,000	233,716
	7,649,000	7,266,000	7,403,000	14,051,736
<b>Overtime:</b>				
(3) Economic Development	0	2,000	0	34,796
(4) Other Divisions	323,000	473,000	296,000	1,118,474
<i>Public Service Support Unit</i>	0	2,000	0	24,789
	323,000	477,000	296,000	1,178,059
<b>Allowances:</b>				
(5) Economic Development	35,000	38,000	50,000	78,016
(6) Other Divisions	341,000	312,000	364,000	553,785
<i>Public Service Support Unit</i>	0	3,000	3,000	0
	376,000	353,000	417,000	631,801
<b>Wages - Economic Development:</b>				
(7) Basic	21,000	21,000	20,000	99,267
(8) Overtime	0	0	0	15,159
(9) Allowances	0	0	0	0
	21,000	21,000	20,000	114,426
<b>Wages - Other Divisions:</b>				
(10) Basic	857,000	778,000	835,000	1,468,840
(11) Overtime	20,000	118,000	20,000	243,836
(12) Allowances	8,000	12,000	6,000	24,244
	885,000	908,000	861,000	1,736,920
(13) Temporary Assistance - Other Divisions	0	0	0	0
<i>carried forward</i>	9,254,000	9,025,000	8,997,000	17,712,942

(i) Appendix S - COVID-19 Response Fund (page 292)

GIBRALTAR DEVELOPMENT CORPORATION (cont)	ESTIMATE	FORECAST	ESTIMATE	ACTUAL
	2022/2023	OUTTURN 2021/2022	2021/2022	2019/2021
	£	£	£	£
<i>brought forward</i>	9,254,000	9,025,000	8,997,000	17,712,942
<b>Recurrent Payments</b> (cont)				
<u>Personal Emoluments</u> (cont)				
<b>Employer's Social Insurance Contributions:</b>				
(14) Economic Development	53,000	56,000	47,000	111,610
(15) Other Divisions	653,000	584,000	493,000	975,967
<i>Public Service Support Unit</i>	0	7,000	8,000	14,902
	706,000	647,000	548,000	1,102,479
<b>Employer's Pension Contributions:</b>				
(16) Economic Development	56,000	68,000	57,000	134,270
(17) Other Divisions	963,000	864,000	860,000	1,590,074
<i>Public Service Support Unit</i>	0	12,000	12,000	16,813
	1,019,000	944,000	929,000	1,741,157
(18) Gratuities - Other Divisions	36,000	36,000	36,000	72,257
<b>Total Personal Emoluments</b>	<b>11,015,000</b>	<b>10,652,000</b>	<b>10,510,000</b>	<b>20,628,835</b>
<u>Other Recurrent Expenditure</u>				
(19) Contribution to Economic Development & Employment Company Ltd	11,782,000	11,782,000	11,782,000	23,591,764
<b>Wage Subsidies:</b>				
(20) EU Projects - Government Financed	0	31,000	342,000	11,954
(21) EU Projects - Planned ESF Funds	0	0	342,000	516,798
(22) Other Projects - Government Financed	684,000	0	0	214,741
	684,000	31,000	684,000	743,493
<b>Training and Development Courses:</b>				
(23) EU Projects - Government Financed	0	0	0	0
(24) EU Projects - Planned ESF Funds	0	0	0	0
(25) Other Projects - Government Financed	124,000	62,000	124,000	229,104
	124,000	62,000	124,000	229,104
<b>Construction Training Centre:</b>				
(26) EU Projects - Government Financed	0	0	0	0
(27) EU Projects - Planned ESF Funds	0	1,000	0	0
(28) Other Projects - Government Financed	260,000	213,000	250,000	399,711
	260,000	214,000	250,000	399,711
(29) Secondment from Government Companies	219,000	198,000	200,000	0
<i>carried forward</i>	<b>13,069,000</b>	<b>12,287,000</b>	<b>13,040,000</b>	<b>24,964,072</b>

<b>GIBRALTAR DEVELOPMENT CORPORATION</b> (cont)	<b>ESTIMATE</b>	<b>FORECAST</b>	<b>ESTIMATE</b>	<b>ACTUAL</b>
	<b>2022/2023</b>	<b>OUTTURN</b>	<b>2021/2022</b>	<b>2019/2021</b>
	<b>£</b>	<b>£</b>	<b>£</b>	<b>£</b>
<i>brought forward</i>	13,069,000	12,287,000	13,040,000	24,964,072
<b>Recurrent Payments</b> (cont)				
<u>Other Recurrent Expenditure</u> (cont)				
<i>Public Service Support Unit</i>				
<i>General Expenses</i>	0	3,000	5,000	8,823
<i>Electricity and Water</i>	0	4,000	6,000	11,852
<i>Telephone Service</i>	0	9,000	8,000	16,522
<i>Printing and Stationery</i>	0	13,000	7,000	28,604
<i>Computer and Office Equipment Expenses*</i>	0	5,000	8,000	0
<i>Recurrent</i>	0	0	0	5,087
<i>Set-Up Costs</i>	0	0	0	18,613
	0	5,000	8,000	23,700
<i>Rents and Service Charges*</i>	0	136,000	100,000	268,687
<i>Training Expenses*</i>	0	0	1,000	2,748
<i>Medical Examinations</i>	0	0	1,000	0
<i>Recruitment Expenses</i>	0	0	1,000	0
<i>Secondment (i)</i>	0	774,000	800,000	1,613,409
<i>Contracted Services:</i>				
<i>Cleaning Services*</i>	0	12,000	12,000	20,518
<i>Ex-Gratia Payments</i>	0	0	0	21,584
<i>Relief Cover</i>	0	0	0	0
	0	956,000	949,000	2,016,447
(30) COVID-19 Response Fund				
Other Expenses (ii)	0	504	3,000	10,990
<b>Total Other Recurrent Expenditure</b>	<b>13,069,000</b>	<b>13,243,504</b>	<b>13,992,000</b>	<b>26,991,509</b>
<b>Total Payments</b>	<b>24,084,000</b>	<b>23,895,504</b>	<b>24,502,000</b>	<b>47,620,344</b>
<b>SUMMARY</b>				
<b>Receipts</b>				
Surplus/(Deficit) brought forward	0	0	0	42
<b>Total Receipts</b>	<b>24,084,000</b>	<b>23,895,504</b>	<b>24,502,000</b>	<b>47,621,052</b>
<b>GDC Receipts</b>	<b>24,084,000</b>	<b>23,895,504</b>	<b>24,502,000</b>	<b>47,621,094</b>
<b>Payments</b>				
<b>GDC Payments</b>	<b>24,084,000</b>	<b>23,895,504</b>	<b>24,502,000</b>	<b>47,620,344</b>
	<b>24,084,000</b>	<b>23,895,504</b>	<b>24,502,000</b>	<b>47,620,344</b>
<b>Surplus/(Deficit)</b>	<b>0</b>	<b>0</b>	<b>0</b>	<b>750</b>
<b>CAPITAL ACCOUNT</b>				
<b>Capital Revenue:</b>				
Sale of Share	0	1	0	0
<b>Total Capital Receipts</b>	<b>0</b>	<b>1</b>	<b>0</b>	<b>0</b>
<b>Capital Expenditure:</b>				
Capital Expenditure	0	0	0	0
<b>Total Capital Expenditure</b>	<b>0</b>	<b>0</b>	<b>0</b>	<b>0</b>
<b>Surplus/(Deficit) carried forward</b>	<b>0</b>	<b>1</b>	<b>0</b>	<b>0</b>

(i) Reimbursement of the payroll costs of the public officers providing service to the Gibraltar Development Corporation. Disappearing revenue subhead 'Services Performed by Public Officers to the Gibraltar Development Corporation' under Head 6 (page 11)

(ii) Appendix S - COVID-19 Response Fund (page 292)

\* Appendix R - List of Retitled Subheads (page 289)

GIBRALTAR DEVELOPMENT CORPORATION: ADDITIONAL INFORMATION	ESTIMATE	FORECAST	ESTIMATE	ACTUAL
	2022/2023	OUTTURN 2021/2022	2021/2022	2019/2021
	£	£	£	£
<b>Gibraltar Development Corporation</b>				
Salaries	0	123,000	144,000	233,716
Overtime:				
Conditioned	0	0	0	0
Emergency	0	2,000	0	0
Manning Level Maintenance	0	0	0	0
Discretionary	0	0	0	0
Overtime	0	0	0	24,789
	0	2,000	0	24,789
Allowances	0	3,000	3,000	0
Employer's Social Insurance Contributions	0	7,000	8,000	14,902
Employer's Pension Contributions	0	12,000	12,000	16,813
<b>Total Gibraltar Development Corporation</b>	<b>0</b>	<b>147,000</b>	<b>167,000</b>	<b>290,220</b>
CONTRIBUTIONS BY GOVERNMENT DEPARTMENTS FOR STAFF SERVICES	ESTIMATE	FORECAST	ESTIMATE	ACTUAL
	2022/2023	OUTTURN 2021/2022	2021/2022	2019/2021
	£	£	£	£
<b>Head 1 - Treasury</b>				
Salaries	196,000	111,000	128,000	499,344
Overtime:				
Conditioned	0	0	0	0
Emergency	0	6,000	0	0
Manning Level Maintenance	0	0	0	0
Discretionary	0	0	0	0
Overtime	0	0	0	23,366
	0	6,000	0	23,366
Allowances	10,000	13,000	16,000	18,482
Employer's Social Insurance Contributions	24,000	13,000	13,000	53,557
Employer's Pension Contributions	33,000	19,000	18,000	67,237
<b>Total Treasury</b>	<b>263,000</b>	<b>162,000</b>	<b>175,000</b>	<b>661,986</b>
<b>Head 2 - No. 6 Convent Place</b>				
<u>Staff Services - No 6:</u>				
Salaries	298,000	464,000	464,000	765,425
Overtime:				
Conditioned	0	0	0	0
Emergency	0	20,000	0	0
Manning Level Maintenance	0	0	0	0
Discretionary	0	0	0	0
Overtime	0	0	0	79,715
	0	20,000	0	79,715
Allowances	22,000	35,000	17,000	51,289
Employer's Social Insurance Contributions	18,000	25,000	21,000	28,372
Employer's Pension Contributions	41,000	65,000	65,000	101,074
	<b>379,000</b>	<b>609,000</b>	<b>567,000</b>	<b>1,025,875</b>
<u>Office of the Chief Technical Officer:</u>				
Salaries	0	0	0	112,052
Overtime	0	0	0	2,941
Allowances	0	0	0	0
Employer's Social Insurance Contributions	0	0	0	4,176
Employer's Pension Contributions	0	0	0	17,763
	0	0	0	136,932
<b>Total No.6 Convent Place</b>	<b>379,000</b>	<b>609,000</b>	<b>567,000</b>	<b>1,162,807</b>

<b>GIBRALTAR DEVELOPMENT CORPORATION: ADDITIONAL INFORMATION</b> (cont)	<b>ESTIMATE 2022/2023</b>	<b>FORECAST OUTTURN 2021/2022</b>	<b>ESTIMATE 2021/2022</b>	<b>ACTUAL 2019/2021</b>
	£	£	£	£
<b>CONTRIBUTIONS BY GOVERNMENT DEPARTMENTS FOR STAFF SERVICES</b> (cont)				
<b>Head 3 - Office of the Chief Technical Officer</b>				
Salaries	56,000	56,000	56,000	0
Overtime:				
Conditioned	0	0	0	0
Emergency	0	0	0	0
Manning Level Maintenance	0	0	0	0
Discretionary	0	0	0	0
	0	0	0	0
Allowances	0	0	0	0
Employer's Social Insurance Contributions	3,000	3,000	2,000	0
Employer's Pension Contributions	9,000	8,000	9,000	0
<b>Total Office of the Chief Technical Officer</b>	<b>68,000</b>	<b>67,000</b>	<b>67,000</b>	<b>0</b>
<b>Head 5 - Income Tax</b>				
Salaries	106,000	75,000	83,000	166,206
Overtime:				
Conditioned	0	0	0	0
Emergency	0	3,000	0	0
Manning Level Maintenance	0	0	0	0
Discretionary	0	0	0	0
Overtime	0	0	0	14,298
	0	3,000	0	14,298
Allowances	7,000	8,000	20,000	7,206
Employer's Social Insurance Contributions	13,000	8,000	8,000	16,710
Employer's Pension Contributions	18,000	12,000	14,000	28,310
<b>Total Income Tax</b>	<b>144,000</b>	<b>106,000</b>	<b>125,000</b>	<b>232,730</b>
<b>Head 7 - Human Resources</b>				
Salaries	239,000	37,000	0	87,656
Overtime:				
Conditioned	0	0	0	0
Emergency	0	0	0	0
Manning Level Maintenance	0	0	0	0
Discretionary	0	0	0	0
Overtime	0	0	0	327
	0	0	0	327
Allowances	0	0	0	0
Employer's Social Insurance Contributions	19,000	3,000	0	8,003
Employer's Pension Contributions	30,000	6,000	0	6,793
<b>Total Human Resources</b>	<b>288,000</b>	<b>46,000</b>	<b>0</b>	<b>102,779</b>
<b>Head 8 - Immigration and Civil Status</b>				
Salaries	95,000	54,000	52,000	145,502
Overtime:				
Conditioned	0	0	0	0
Emergency	0	0	0	0
Manning Level Maintenance	0	0	0	0
Discretionary	0	0	0	0
Overtime	0	0	0	2,272
	0	0	0	2,272
Allowances	3,000	1,000	0	1,034
Employer's Social Insurance Contributions	11,000	5,000	4,000	11,830
Employer's Pension Contributions	16,000	9,000	9,000	15,484
<b>Total Immigration and Civil Status</b>	<b>125,000</b>	<b>69,000</b>	<b>65,000</b>	<b>176,122</b>

GIBRALTAR DEVELOPMENT CORPORATION: ADDITIONAL INFORMATION (cont)	ESTIMATE	FORECAST	ESTIMATE	ACTUAL
	2022/2023	OUTTURN 2021/2022	2021/2022	2019/2021
	£	£	£	£
<b>CONTRIBUTIONS BY GOVERNMENT DEPARTMENTS FOR STAFF SERVICES (cont)</b>				
<i>Head 9 - Financial Secretary's Office</i>				
Salaries	0	0	0	3,589
Overtime	0	0	0	248
Allowances	0	0	0	0
Employer's Social Insurance Contributions	0	0	0	435
Employer's Pension Contributions	0	0	0	610
<b>Total Financial Secretary's Office</b>	<b>0</b>	<b>0</b>	<b>0</b>	<b>4,882</b>
<b>Head 10 - Government Law Offices</b>				
<u>Office of Criminal Prosecutions and Litigation:</u>				
Salaries	30,000	27,000	23,000	40,245
Overtime:				
Conditioned	0	0	0	0
Emergency	0	0	0	0
Manning Level Maintenance	0	0	0	0
Discretionary	0	0	0	0
Overtime	0	0	0	144
	0	0	0	144
Allowances	0	0	1,000	0
Employer's Social Insurance Contributions	3,000	3,000	2,000	4,176
Employer's Pension Contributions	0	3,000	4,000	6,576
	<b>33,000</b>	<b>33,000</b>	<b>30,000</b>	<b>51,141</b>
<u>Advisory and Parliamentary Counsel Offices:</u>				
Salaries	45,000	76,000	75,000	218,157
Overtime:				
Conditioned	0	0	0	0
Emergency	0	1,000	0	0
Manning Level Maintenance	0	0	0	0
Discretionary	0	0	0	0
Overtime	0	0	0	28,217
	0	1,000	0	28,217
Allowances	1,000	0	1,000	3,504
Employer's Social Insurance Contributions	3,000	5,000	4,000	14,962
Employer's Pension Contributions	7,000	9,000	7,000	27,573
	<b>56,000</b>	<b>91,000</b>	<b>87,000</b>	<b>292,413</b>
<b>Total Government Law Offices</b>	<b>89,000</b>	<b>124,000</b>	<b>117,000</b>	<b>343,554</b>
<b>Head 11 - Office of the Deputy Chief Minister</b>				
<u>Archives:</u>				
Salaries	20,000	0	0	0
Overtime:				
Conditioned	0	0	0	0
Emergency	0	0	0	0
Manning Level Maintenance	0	0	0	0
Discretionary	0	0	0	0
	0	0	0	0
Allowances	0	0	0	0
Employer's Social Insurance Contributions	3,000	0	0	0
Employer's Pension Contributions	0	0	0	0
<b>Total Office of the Deputy Chief Minister</b>	<b>23,000</b>	<b>0</b>	<b>0</b>	<b>0</b>

<b>GIBRALTAR DEVELOPMENT CORPORATION: ADDITIONAL INFORMATION (cont)</b>	<b>ESTIMATE 2022/2023</b>	<b>FORECAST OUTTURN 2021/2022</b>	<b>ESTIMATE 2021/2022</b>	<b>ACTUAL 2019/2021</b>
	£	£	£	£
<b>CONTRIBUTIONS BY GOVERNMENT DEPARTMENTS FOR STAFF SERVICES (cont)</b>				
<b>Head 13 - Environment</b>				
Salaries	495,000	451,000	413,000	675,307
Overtime:				
Conditioned	77,000	101,000	77,000	0
Emergency	0	0	0	0
Manning Level Maintenance	0	0	0	0
Discretionary	0	0	0	0
Overtime	0	0	0	222,412
	77,000	101,000	77,000	222,412
Allowances	40,000	37,000	40,000	61,611
Employer's Social Insurance Contributions	39,000	38,000	30,000	47,764
Employer's Pension Contributions	41,000	46,000	49,000	81,245
<b>Total Environment</b>	<b>692,000</b>	<b>673,000</b>	<b>609,000</b>	<b>1,088,339</b>
<b>Head 15 - Upper Rock Tourist Sites and Beaches</b>				
<b>Sites:</b>				
Salaries	418,000	483,000	485,000	717,036
Overtime:				
Conditioned	60,000	100,000	60,000	0
Emergency	0	0	0	0
Manning Level Maintenance	0	0	0	0
Discretionary	0	0	0	0
Overtime	0	0	0	119,529
	60,000	100,000	60,000	119,529
Allowances	49,000	50,000	49,000	64,721
Employer's Social Insurance Contributions	47,000	48,000	42,000	67,500
Employer's Pension Contributions	54,000	63,000	60,000	84,036
	628,000	744,000	696,000	1,052,822
<b>Sites:</b>				
Basic Wages	140,000	128,000	124,000	241,503
Overtime:				
Conditioned	20,000	47,000	20,000	0
Emergency	0	0	0	0
Manning Level Maintenance	0	0	0	0
Discretionary	0	0	0	0
Overtime	0	0	0	90,589
	20,000	47,000	20,000	90,589
Allowances	1,000	1,000	1,000	862
Employer's Social Insurance Contributions	16,000	15,000	13,000	24,351
Employer's Pension Contributions	22,000	20,000	16,000	29,483
	199,000	211,000	174,000	386,788
	827,000	955,000	870,000	1,439,610
<b>Beaches:</b>				
Basic Wages	458,000	401,000	458,000	775,399
Overtime:				
Conditioned	0	0	0	0
Emergency	0	38,000	0	0
Manning Level Maintenance	0	0	0	0
Discretionary	0	0	0	0
Overtime	0	0	0	62,105
	0	38,000	0	62,105
Allowances	0	0	0	0
Employer's Social Insurance Contributions	0	11,000	0	0
Employer's Pension Contributions	0	0	0	0
	458,000	450,000	458,000	837,504
<b>Total Upper Rock Tourist Sites and Beaches</b>	<b>1,285,000</b>	<b>1,405,000</b>	<b>1,328,000</b>	<b>2,277,114</b>

<b>GIBRALTAR DEVELOPMENT CORPORATION: ADDITIONAL INFORMATION (cont)</b>	<b>ESTIMATE 2022/2023</b>	<b>FORECAST OUTTURN 2021/2022</b>	<b>ESTIMATE 2021/2022</b>	<b>ACTUAL 2019/2021</b>
	£	£	£	£
<b>CONTRIBUTIONS BY GOVERNMENT DEPARTMENTS FOR STAFF SERVICES (cont)</b>				
<b>Head 16 - Education</b>				
Salaries	109,000	104,000	84,000	196,685
Overtime:				
Conditioned	0	0	0	0
Emergency	0	0	0	0
Manning Level Maintenance	0	0	0	0
Discretionary	0	0	0	0
Overtime	0	0	0	3,469
	0	0	0	3,469
Allowances	3,000	0	3,000	3,147
Employer's Social Insurance Contributions	13,000	12,000	8,000	15,004
Employer's Pension Contributions	15,000	14,000	14,000	27,864
	140,000	130,000	109,000	246,169
Basic Wages	20,000	20,000	20,000	40,056
Overtime:				
Conditioned	0	0	0	0
Emergency	0	0	0	0
Manning Level Maintenance	0	0	0	0
Discretionary	0	0	0	0
	0	0	0	0
Allowances	0	0	0	0
Employer's Social Insurance Contributions	3,000	3,000	2,000	5,077
Employer's Pension Contributions	4,000	3,000	4,000	5,908
	27,000	26,000	26,000	51,041
<b>Total Education</b>	<b>167,000</b>	<b>156,000</b>	<b>135,000</b>	<b>297,210</b>
<b>Head 18 - Heritage</b>				
Salaries	0	24,000	24,000	160,785
Overtime:				
Conditioned	0	0	0	0
Emergency	0	0	0	0
Manning Level Maintenance	0	0	0	0
Discretionary	0	0	0	0
Overtime	0	0	0	1,511
	0	0	0	1,511
Allowances	0	0	1,000	883
Employer's Social Insurance Contributions	0	3,000	2,000	11,352
Employer's Pension Contributions	0	4,000	4,000	21,681
	0	31,000	31,000	196,212
<b>Total Heritage</b>	<b>0</b>	<b>31,000</b>	<b>31,000</b>	<b>196,212</b>
<b>Head 19 - Culture</b>				
Salaries	0	0	0	235,056
Overtime	0	0	0	18,182
Allowances	0	0	0	3,034
Employer's Social Insurance Contributions	0	0	0	12,527
Employer's Pension Contributions	0	0	0	29,822
	0	0	0	298,621
<b>Total Culture</b>	<b>0</b>	<b>0</b>	<b>0</b>	<b>298,621</b>



<b>GIBRALTAR DEVELOPMENT CORPORATION: ADDITIONAL INFORMATION</b> (cont)	<b>ESTIMATE 2022/2023</b>	<b>FORECAST OUTTURN 2021/2022</b>	<b>ESTIMATE 2021/2022</b>	<b>ACTUAL 2019/2021</b>
	£	£	£	£
<b>CONTRIBUTIONS BY GOVERNMENT DEPARTMENTS FOR STAFF SERVICES</b> (cont)				
<b>Head 20 - Driver and Vehicle Licensing</b>				
<u>General Office:</u>				
Salaries	58,000	71,000	75,000	140,710
Overtime:				
Conditioned	0	0	0	0
Emergency	0	1,000	0	0
Manning Level Maintenance	0	0	0	0
Discretionary	0	0	0	0
Overtime	0	0	0	9,174
	0	1,000	0	9,174
Allowances	0	0	6,000	6,894
Employer's Social Insurance Contributions	8,000	7,000	7,000	17,287
Employer's Pension Contributions	10,000	11,000	12,000	25,579
	76,000	90,000	100,000	199,644
<u>Transport Inspection</u>				
Salaries	343,000	317,000	343,000	674,169
Overtime:				
Conditioned	107,000	86,000	115,000	0
Emergency	0	0	0	0
Manning Level Maintenance	0	0	0	0
Discretionary	0	0	0	0
Overtime	0	0	0	205,874
	107,000	86,000	115,000	205,874
Allowances	44,000	41,000	40,000	84,031
Employer's Social Insurance Contributions	29,000	26,000	23,000	46,617
Employer's Pension Contributions	50,000	47,000	48,000	96,296
	573,000	517,000	569,000	1,106,987
<b>Total Driver and Vehicle Licensing</b>	<b>649,000</b>	<b>607,000</b>	<b>669,000</b>	<b>1,306,631</b>
<b>Head 21 - Technical Services</b>				
Salaries	185,000	0	0	0
Overtime:				
Conditioned	0	0	0	0
Emergency	0	0	0	0
Manning Level Maintenance	0	0	0	0
Discretionary	0	0	0	0
Overtime	0	0	0	0
	0	0	0	0
Allowances	1,000	0	0	0
Employer's Social Insurance Contributions	13,000	0	0	0
Employer's Pension Contributions	32,000	0	0	0
<b>Total Technical Services</b>	<b>231,000</b>	<b>0</b>	<b>0</b>	<b>0</b>
<b>Head 22 - Social Security</b>				
Salaries	121,000	120,000	120,000	98,611
Overtime:				
Conditioned	0	0	0	0
Emergency	0	0	0	0
Manning Level Maintenance	0	0	0	0
Discretionary	0	0	0	0
Overtime	0	0	0	5,710
	0	0	0	5,710
Allowances	1,000	0	2,000	2,140
Employer's Social Insurance Contributions	10,000	10,000	8,000	10,742
Employer's Pension Contributions	21,000	21,000	17,000	14,554
<b>Total Social Security</b>	<b>153,000</b>	<b>151,000</b>	<b>147,000</b>	<b>131,757</b>

GIBRALTAR DEVELOPMENT CORPORATION: ADDITIONAL INFORMATION (cont)	ESTIMATE	FORECAST	ESTIMATE	ACTUAL
	2022/2023	OUTTURN 2021/2022	2021/2022	2019/2021
	£	£	£	£
<b>CONTRIBUTIONS BY GOVERNMENT DEPARTMENTS FOR STAFF SERVICES (cont)</b>				
<b>Head 23 - Statistics</b>				
Salaries	42,000	21,000	21,000	43,922
Overtime:				
Conditioned	0	0	0	0
Emergency	0	2,000	0	0
Manning Level Maintenance	0	0	0	0
Discretionary	0	0	0	0
Overtime	0	0	0	4,998
	0	2,000	0	4,998
Allowances	0	0	0	210
Employer's Social Insurance Contributions	5,000	2,000	2,000	4,697
Employer's Pension Contributions	4,000	4,000	4,000	7,467
<b>Total Statistics</b>	<b>51,000</b>	<b>29,000</b>	<b>27,000</b>	<b>61,294</b>
<b>Head 24 - Economic Development</b>				
Salaries	576,000	697,000	699,000	1,476,235
Overtime:				
Conditioned	0	0	0	0
Emergency	0	2,000	0	0
Manning Level Maintenance	0	0	0	0
Discretionary	0	0	0	0
Overtime	0	0	0	34,796
	0	2,000	0	34,796
Allowances	35,000	38,000	50,000	78,016
Employer's Social Insurance Contributions	50,000	54,000	45,000	99,102
Employer's Pension Contributions	56,000	68,000	57,000	127,941
	<b>717,000</b>	<b>859,000</b>	<b>851,000</b>	<b>1,816,090</b>
Basic Wages	21,000	21,000	20,000	40,056
Overtime:				
Conditioned	0	0	0	0
Emergency	0	0	0	0
Manning Level Maintenance	0	0	0	0
Discretionary	0	0	0	0
	0	0	0	0
Allowances	0	0	0	0
Employer's Social Insurance Contributions	3,000	2,000	2,000	4,176
Employer's Pension Contributions	0	0	0	0
	<b>24,000</b>	<b>23,000</b>	<b>22,000</b>	<b>44,232</b>
<i>Workers Hostels (i)</i>				
Basic Wages	0	0	0	59,211
Overtime	0	0	0	15,159
Allowances	0	0	0	0
Employer's Social Insurance Contributions	0	0	0	8,332
Employer's Pension Contributions	0	0	0	6,329
	0	0	0	89,031
<b>Total Economic Development</b>	<b>741,000</b>	<b>882,000</b>	<b>873,000</b>	<b>1,949,353</b>

(i) From 2021/22 shown under Head 40 Sport and Leisure (page 199)

<b>GIBRALTAR DEVELOPMENT CORPORATION: ADDITIONAL INFORMATION (cont)</b>	<b>ESTIMATE 2022/2023</b>	<b>FORECAST OUTTURN 2021/2022</b>	<b>ESTIMATE 2021/2022</b>	<b>ACTUAL 2019/2021</b>
	£	£	£	£
<b>CONTRIBUTIONS BY GOVERNMENT DEPARTMENTS FOR STAFF SERVICES (cont)</b>				
<b>Head 25 - Procurement Office</b>				
Salaries	35,000	0	0	0
Overtime:				
Conditioned	0	0	0	0
Emergency	0	0	0	0
Manning Level Maintenance	0	0	0	0
Discretionary	0	0	0	0
	0	0	0	0
Allowances	0	0	0	0
Employer's Social Insurance Contributions	3,000	0	0	0
Employer's Pension Contributions	6,000	0	0	0
<b>Total Procurement Office</b>	<b>44,000</b>	<b>0</b>	<b>0</b>	<b>0</b>
<b>Head 26 - Justice</b>				
<u>Ministry:</u>				
Salaries	31,000	0	0	0
Overtime:				
Conditioned	0	0	0	0
Emergency	0	0	0	0
Manning Level Maintenance	0	0	0	0
Discretionary	0	0	0	0
	0	0	0	0
Allowances	0	0	0	0
Employer's Social Insurance Contributions	3,000	0	0	0
Employer's Pension Contributions	5,000	0	0	0
	39,000	0	0	0
<u>Gibraltar Financial Intelligence Unit:</u>				
Salaries	114,000	113,000	113,000	0
Overtime:				
Conditioned	0	0	0	0
Emergency	0	0	0	0
Manning Level Maintenance	0	0	0	0
Discretionary	0	0	0	0
	0	0	0	0
Allowances	1,000	3,000	18,000	0
Employer's Social Insurance Contributions	8,000	8,000	6,000	0
Employer's Pension Contributions	19,000	18,000	17,000	0
	142,000	142,000	154,000	0
<b>Total Justice</b>	<b>181,000</b>	<b>142,000</b>	<b>154,000</b>	<b>0</b>
<b>Head 27 - Gibraltar Law Courts</b>				
Salaries	21,000	21,000	21,000	39,168
Overtime:				
Conditioned	0	0	0	0
Emergency	0	0	0	0
Manning Level Maintenance	0	0	0	0
Discretionary	0	0	0	0
Overtime	0	0	0	174
	0	0	0	174
Allowances	3,000	0	3,000	1,520
Employer's Social Insurance Contributions	3,000	2,000	2,000	4,175
Employer's Pension Contributions	4,000	4,000	4,000	6,671
<b>Total Gibraltar Law Courts</b>	<b>31,000</b>	<b>27,000</b>	<b>30,000</b>	<b>51,708</b>

GIBRALTAR DEVELOPMENT CORPORATION: ADDITIONAL INFORMATION (cont)	ESTIMATE	FORECAST	ESTIMATE	ACTUAL
	2022/2023	OUTTURN 2021/2022	2021/2022	2019/2021
	£	£	£	£
<b>CONTRIBUTIONS BY GOVERNMENT DEPARTMENTS FOR STAFF SERVICES (cont)</b>				
<b>Head 28 - Policing</b>				
Salaries	43,000	52,000	25,000	119,502
Overtime:				
Conditioned	0	0	0	0
Emergency	0	3,000	0	0
Manning Level Maintenance	0	0	0	0
Discretionary	0	0	0	0
Overtime	0	0	0	4,959
	0	3,000	0	4,959
Allowances	0	0	0	0
Employer's Social Insurance Contributions	5,000	5,000	2,000	9,903
Employer's Pension Contributions	4,000	9,000	5,000	18,536
	52,000	69,000	32,000	152,900
Basic Wages	61,000	60,000	41,000	58,832
Overtime:				
Conditioned	0	0	0	0
Emergency	0	1,000	0	0
Manning Level Maintenance	0	0	0	0
Discretionary	0	0	0	0
	0	1,000	0	0
Allowances	0	0	0	0
Employer's Social Insurance Contributions	8,000	7,000	4,000	6,090
Employer's Pension Contributions	10,000	8,000	7,000	8,001
	79,000	76,000	52,000	72,923
	131,000	145,000	84,000	225,823
<i>Gibraltar Financial Intelligence Unit: (i)</i>				
Salaries	0	0	0	202,758
Overtime	0	0	0	1,933
Allowances	0	0	0	4,488
Employer's Social Insurance Contributions	0	0	0	11,483
Employer's Pension Contributions	0	0	0	27,368
	0	0	0	248,030
<b>Total Policing</b>	<b>131,000</b>	<b>145,000</b>	<b>84,000</b>	<b>473,853</b>
<b>Head 29 - Prison</b>				
Salaries	21,000	0	0	0
Overtime:				
Conditioned	0	0	0	0
Emergency	0	0	0	0
Manning Level Maintenance	0	0	0	0
Discretionary	0	0	0	0
	0	0	0	0
Allowances	0	0	0	0
Employer's Social Insurance Contributions	3,000	0	0	0
Employer's Pension Contributions	4,000	0	0	0
<b>Total Prison</b>	<b>28,000</b>	<b>0</b>	<b>0</b>	<b>0</b>

(i) From 2021/22 shown under Head 26 Justice (Page 195)

<b>GIBRALTAR DEVELOPMENT CORPORATION: ADDITIONAL INFORMATION (cont)</b>	<b>ESTIMATE 2022/2023</b>	<b>FORECAST OUTTURN 2021/2022</b>	<b>ESTIMATE 2021/2022</b>	<b>ACTUAL 2019/2021</b>
	£	£	£	£
<b>CONTRIBUTIONS BY GOVERNMENT DEPARTMENTS FOR STAFF SERVICES (cont)</b>				
<b>Head 30 - Equality</b>				
Salaries	0	110,000	116,000	166,977
Overtime:				
Conditioned	0	0	0	0
Emergency	0	1,000	0	0
Manning Level Maintenance	0	0	0	0
Discretionary	0	0	0	0
Overtime	0	0	0	18,965
	0	1,000	0	18,965
Allowances	0	0	0	3,058
Employer's Social Insurance Contributions	0	9,000	9,000	10,039
Employer's Pension Contributions	0	15,000	15,000	16,448
<b>Total Equality</b>	<b>0</b>	<b>135,000</b>	<b>140,000</b>	<b>215,487</b>
<b>Head 31 - Civil Contingency</b>				
Salaries	26,000	25,000	25,000	48,430
Overtime:				
Conditioned	0	0	0	0
Emergency	0	0	0	0
Manning Level Maintenance	0	0	0	0
Discretionary	0	0	0	0
Overtime	0	0	0	0
	0	0	0	0
Allowances	0	0	0	0
Employer's Social Insurance Contributions	3,000	3,000	2,000	3,654
Employer's Pension Contributions	0	0	0	0
<b>Total Civil Contingency</b>	<b>29,000</b>	<b>28,000</b>	<b>27,000</b>	<b>52,084</b>
<b>Head 33 - Town Planning and Building Control</b>				
Salaries	61,000	78,000	60,000	205,942
Overtime:				
Conditioned	0	0	0	0
Emergency	0	0	0	0
Manning Level Maintenance	0	0	0	0
Discretionary	0	0	0	0
Overtime	0	0	0	2,095
	0	0	0	2,095
Allowances	1,000	1,000	1,000	5,347
Employer's Social Insurance Contributions	5,000	6,000	4,000	15,136
Employer's Pension Contributions	11,000	12,000	10,000	31,231
<b>Total Town Planning and Building Control</b>	<b>78,000</b>	<b>97,000</b>	<b>75,000</b>	<b>259,751</b>
<b>Head 34 Office of Fair Trading</b>				
Salaries	180,000	180,000	180,000	0
Overtime:				
Conditioned	0	0	0	0
Emergency	0	0	0	0
Manning Level Maintenance	0	0	0	0
Discretionary	0	0	0	0
	0	0	0	0
Allowances	2,000	0	2,000	0
Employer's Social Insurance Contributions	11,000	10,000	8,000	0
Employer's Pension Contributions	21,000	21,000	21,000	0
<b>Total Office of Fair Trading</b>	<b>214,000</b>	<b>211,000</b>	<b>211,000</b>	<b>0</b>

GIBRALTAR DEVELOPMENT CORPORATION: ADDITIONAL INFORMATION (cont)	ESTIMATE	FORECAST	ESTIMATE	ACTUAL
	2022/2023	OUTTURN 2021/2022	2021/2022	2019/2021
	£	£	£	£
<b>CONTRIBUTIONS BY GOVERNMENT DEPARTMENTS FOR STAFF SERVICES (cont)</b>				
<b>Head 35 - Fire and Rescue Service</b>				
Salaries	21,000	0	0	39,240
Overtime:				
Conditioned	0	0	0	0
Emergency	0	0	0	0
Manning Level Maintenance	0	0	0	0
Discretionary	0	0	0	0
Overtime	0	0	0	0
	0	0	0	0
Allowances	0	0	0	0
Employer's Social Insurance Contributions	3,000	0	0	4,176
Employer's Pension Contributions	4,000	0	0	6,405
<b>Total Fire and Rescue Service</b>	<b>28,000</b>	<b>0</b>	<b>0</b>	<b>49,821</b>
<b>Head 37 - Housing</b>				
Salaries	163,000	210,000	232,000	306,469
Overtime:				
Conditioned	0	0	0	0
Emergency	0	0	0	0
Manning Level Maintenance	0	0	0	0
Discretionary	0	0	0	0
Overtime	0	0	0	5,506
	0	0	0	5,506
Allowances	11,000	11,000	9,000	9,311
Employer's Social Insurance Contributions	16,000	17,000	17,000	24,183
Employer's Pension Contributions	23,000	27,000	27,000	47,164
<b>Total Housing</b>	<b>213,000</b>	<b>285,000</b>	<b>285,000</b>	<b>392,633</b>
<b>Head 38 - Employment</b>				
Salaries	611,000	462,000	482,000	851,545
Overtime:				
Conditioned	0	0	0	0
Emergency	0	55,000	0	0
Manning Level Maintenance	0	0	0	0
Discretionary	0	0	0	0
Overtime	0	0	0	112,956
	0	55,000	0	112,956
Allowances	26,000	12,000	12,000	24,527
Employer's Social Insurance Contributions	49,000	42,000	38,000	66,956
Employer's Pension Contributions	69,000	42,000	51,000	74,794
<b>Total Employment</b>	<b>755,000</b>	<b>613,000</b>	<b>583,000</b>	<b>1,130,778</b>

GIBRALTAR DEVELOPMENT CORPORATION: ADDITIONAL INFORMATION (cont)	ESTIMATE	FORECAST	ESTIMATE	ACTUAL
	2022/2023	OUTTURN 2021/2022	2021/2022	2019/2021
	£	£	£	£
<b>CONTRIBUTIONS BY GOVERNMENT DEPARTMENTS FOR STAFF SERVICES (cont)</b>				
<i>Head 39 - Youth</i>				
Salaries	0	0	0	4,681
Overtime	0	0	0	662
Allowances	0	0	0	0
Employer's Social Insurance Contributions	0	0	0	522
Employer's Pension Contributions	0	0	0	0
<b>Total Youth</b>	<b>0</b>	<b>0</b>	<b>0</b>	<b>5,865</b>
<b>Head 40 - Sport and Leisure</b>				
<u>General Office:</u>				
Salaries	152,000	93,000	93,000	0
Overtime:				
Conditioned	0	0	0	0
Emergency	0	7,000	0	0
Manning Level Maintenance	0	0	0	0
Discretionary	0	0	0	0
	0	7,000	0	0
Allowances	3,000	0	3,000	0
Employer's Social Insurance Contributions	8,000	5,000	4,000	0
Employer's Pension Contributions	23,000	14,000	8,000	0
	186,000	119,000	108,000	0
<u>Workers Hostels</u>				
Salaries	74,000	0	0	0
Overtime:				
Conditioned	0	0	0	0
Emergency	0	0	0	0
Manning Level Maintenance	0	0	0	0
Discretionary	0	0	0	0
	0	0	0	0
Allowances	0	0	0	0
Employer's Social Insurance Contributions	6,000	0	0	0
Employer's Pension Contributions	10,000	0	0	0
	90,000	0	0	0
<u>Workers Hostels</u>				
Basic Wages	30,000	31,000	30,000	0
Overtime:				
Conditioned	0	0	0	0
Emergency	0	0	0	0
Manning Level Maintenance	0	0	0	0
Discretionary	0	0	0	0
	0	0	0	0
Allowances	0	0	0	0
Employer's Social Insurance Contributions	5,000	5,000	4,000	0
Employer's Pension Contributions	4,000	3,000	4,000	0
	39,000	39,000	38,000	0
<b>Total Sport and Leisure</b>	<b>315,000</b>	<b>158,000</b>	<b>146,000</b>	<b>0</b>

<b>GIBRALTAR DEVELOPMENT CORPORATION: ADDITIONAL INFORMATION</b> (cont)	<b>ESTIMATE 2022/2023</b>	<b>FORECAST OUTTURN 2021/2022</b>	<b>ESTIMATE 2021/2022</b>	<b>ACTUAL 2019/2021</b>
	<b>£</b>	<b>£</b>	<b>£</b>	<b>£</b>
<b>CONTRIBUTIONS BY GOVERNMENT DEPARTMENTS FOR STAFF SERVICES</b> (cont)				
<b>Head 41 Digital Services (i)</b>				
Salaries	80,000	73,000	50,000	0
Overtime:				
Conditioned	0	0	0	0
Emergency	0	1,000	0	0
Manning Level Maintenance	0	0	0	0
Discretionary	0	0	0	0
	0	1,000	0	0
Allowances	0	0	0	0
Employer's Social Insurance Contributions	8,000	7,000	4,000	0
Employer's Pension Contributions	10,000	10,000	5,000	0
<b>Total Digital Services</b>	<b>98,000</b>	<b>91,000</b>	<b>59,000</b>	<b>0</b>
<b>Head 42 - Information Technology and Logistics Department (i)</b>				
Salaries	22,000	20,000	20,000	0
Overtime:				
Conditioned	0	0	0	0
Emergency	0	0	0	0
Manning Level Maintenance	0	0	0	0
Discretionary	0	0	0	0
	0	0	0	0
Allowances	1,000	0	4,000	0
Employer's Social Insurance Contributions	3,000	3,000	2,000	0
Employer's Pension Contributions	4,000	3,000	0	0
<b>Total Information Technology and Logistics Department</b>	<b>30,000</b>	<b>26,000</b>	<b>26,000</b>	<b>0</b>
<b>Head 44 - Financial Services</b>				
Salaries	167,000	203,000	215,000	427,202
Overtime:				
Conditioned	0	0	0	0
Emergency	0	0	0	0
Manning Level Maintenance	0	0	0	0
Discretionary	0	0	0	0
Overtime	0	0	0	0
	0	0	0	0
Allowances	23,000	22,000	23,000	44,348
Employer's Social Insurance Contributions	3,000	4,000	4,000	8,351
Employer's Pension Contributions	0	6,000	8,000	16,008
Gratuity	36,000	36,000	36,000	72,257
<b>Total Financial Services</b>	<b>229,000</b>	<b>271,000</b>	<b>286,000</b>	<b>568,166</b>

(i) Up to 2019/21 shown under disappearing Head Commerce (page 202)



GIBRALTAR DEVELOPMENT CORPORATION: ADDITIONAL INFORMATION (cont)	ESTIMATE	FORECAST	ESTIMATE	ACTUAL
	2022/2023	OUTTURN 2021/2022	2021/2022	2019/2021
	£	£	£	£
<b>CONTRIBUTIONS BY GOVERNMENT DEPARTMENTS FOR STAFF SERVICES (cont)</b>				
<b>Head 45 - Gambling Division</b>				
<u>General Office:</u>				
Salaries	402,000	399,000	428,000	969,461
Overtime:				
Conditioned	0	0	0	0
Emergency	0	0	0	0
Manning Level Maintenance	0	0	0	0
Discretionary	0	0	0	0
Overtime	0	0	0	0
	0	0	0	0
Allowances	0	0	1,000	115
Employer's Social Insurance Contributions	13,000	12,000	13,000	28,506
Employer's Pension Contributions	56,000	55,000	49,000	134,764
	471,000	466,000	491,000	1,132,846
<u>Liaison Division</u>				
Salaries	103,000	102,000	125,000	0
Overtime:				
Conditioned	0	0	0	0
Emergency	0	0	0	0
Manning Level Maintenance	0	0	0	0
Discretionary	0	0	0	0
	0	0	0	0
Allowances	1,000	0	0	0
Employer's Social Insurance Contributions	5,000	5,000	6,000	0
Employer's Pension Contributions	16,000	16,000	16,000	0
	125,000	123,000	147,000	0
<b>Total Gambling Division</b>	<b>596,000</b>	<b>589,000</b>	<b>638,000</b>	<b>1,132,846</b>

<b>GIBRALTAR DEVELOPMENT CORPORATION: ADDITIONAL INFORMATION (cont)</b>	<b>ESTIMATE 2022/2023</b>	<b>FORECAST OUTTURN 2021/2022</b>	<b>ESTIMATE 2021/2022</b>	<b>ACTUAL 2019/2021</b>
	£	£	£	£
<b>CONTRIBUTIONS BY GOVERNMENT DEPARTMENTS FOR STAFF SERVICES (cont)</b>				
<i>Head 49 - Drug &amp; Alcohol Awareness &amp; Rehabilitation Services</i>				
<i>Salaries</i>	0	8,000	35,000	109,977
<i>Overtime:</i>				
<i>Conditioned</i>	0	0	0	0
<i>Emergency</i>	0	0	0	0
<i>Manning Level Maintenance</i>	0	0	0	0
<i>Discretionary</i>	0	0	0	0
<i>Overtime</i>	0	0	0	0
	0	0	0	0
<i>Allowances</i>	0	0	0	0
<i>Employer's Social Insurance Contributions</i>	0	1,000	2,000	6,090
<i>Employer's Pension Contributions</i>	0	0	0	5,372
<b><i>Total Drug &amp; Alcohol Awareness &amp; Rehabilitation Services</i></b>	<b>0</b>	<b>9,000</b>	<b>37,000</b>	<b>121,439</b>
<i>Commerce</i>				
<u><i>Ministry: (i)</i></u>				
<i>Salaries</i>	0	0	0	183,471
<i>Overtime</i>	0	0	0	1,453
<i>Allowances</i>	0	0	0	0
<i>Employer's Social Insurance Contributions</i>	0	0	0	12,526
<i>Employer's Pension Contributions</i>	0	0	0	29,358
	0	0	0	226,808
<u><i>Office of Fair Trading: (ii)</i></u>				
<i>Salaries</i>	0	0	0	334,410
<i>Overtime</i>	0	0	0	6,605
<i>Allowances</i>	0	0	0	2,400
<i>Employer's Social Insurance Contributions</i>	0	0	0	16,702
<i>Employer's Pension Contributions</i>	0	0	0	31,115
	0	0	0	391,232
<u><i>Information Technology and Logistics Department: (iii)</i></u>				
<i>Salaries</i>	0	0	0	25,784
<i>Overtime</i>	0	0	0	349
<i>Allowances</i>	0	0	0	0
<i>Employer's Social Insurance Contributions</i>	0	0	0	2,784
<i>Employer's Pension Contributions</i>	0	0	0	3,029
	0	0	0	31,946
<b><i>Total Commerce</i></b>	<b>0</b>	<b>0</b>	<b>0</b>	<b>649,986</b>

(i) As from 2021/22 shown under Head 41 Digital Services (page 200)

(ii) As from 2021/22 shown under Head 34 Office of Fair Trading (page 197)

(iii) As from 2021/22 shown under Head 42 Information Technology and Logistics Department (page 200)

GIBRALTAR DEVELOPMENT CORPORATION: ADDITIONAL INFORMATION (cont)	ESTIMATE	FORECAST	ESTIMATE	ACTUAL
	2022/2023	OUTTURN 2021/2022	2021/2022	2019/2021
	£	£	£	£
<b>CONTRIBUTIONS BY GOVERNMENT DEPARTMENTS FOR STAFF SERVICES (cont)</b>				
<b>Head 51 - Business</b>				
Salaries	178,000	143,000	167,000	0
Overtime:				
Conditioned	0	0	0	0
Emergency	0	0	0	0
Manning Level Maintenance	0	0	0	0
Discretionary	0	0	0	0
	0	0	0	0
Allowances	3,000	2,000	3,000	0
Employer's Social Insurance Contributions	16,000	11,000	10,000	0
Employer's Pension Contributions	23,000	19,000	28,000	0
<b>Total Business</b>	<b>220,000</b>	<b>175,000</b>	<b>208,000</b>	<b>0</b>
<b>Head 52 - Tourism</b>				
<u>General Office:</u>				
Salaries	336,000	328,000	366,000	695,620
Overtime:				
Conditioned	15,000	0	0	0
Emergency	0	2,000	0	0
Manning Level Maintenance	0	0	0	0
Discretionary	0	0	0	0
Overtime	0	0	0	11,034
	15,000	2,000	0	11,034
Allowances	21,000	17,000	21,000	33,543
Employer's Social Insurance Contributions	23,000	26,000	23,000	44,782
Employer's Pension Contributions	40,000	46,000	48,000	96,647
	435,000	419,000	458,000	881,626
<u>Terminals:</u>				
Salaries	118,000	130,000	143,000	273,800
Overtime:				
Conditioned	44,000	3,000	44,000	0
Emergency	0	0	0	0
Manning Level Maintenance	0	0	0	0
Discretionary	0	0	0	0
Overtime	0	0	0	43,984
	44,000	3,000	44,000	43,984
Allowances	20,000	15,000	27,000	37,284
Employer's Social Insurance Contributions	10,000	11,000	10,000	20,878
Employer's Pension Contributions	18,000	20,000	22,000	41,147
	210,000	179,000	246,000	417,093
<b>Total Tourism</b>	<b>645,000</b>	<b>598,000</b>	<b>704,000</b>	<b>1,298,719</b>

<b>GIBRALTAR DEVELOPMENT CORPORATION: ADDITIONAL INFORMATION (cont)</b>	<b>ESTIMATE 2022/2023</b>	<b>FORECAST OUTTURN 2021/2022</b>	<b>ESTIMATE 2021/2022</b>	<b>ACTUAL 2019/2021</b>
	<b>£</b>	<b>£</b>	<b>£</b>	<b>£</b>
<b>CONTRIBUTIONS BY GOVERNMENT DEPARTMENTS FOR STAFF SERVICES (cont)</b>				
<b>Head 53 - Postal Services</b>				
Salaries	185,000	206,000	259,000	383,032
Overtime:				
Conditioned	0	0	0	0
Emergency	0	6,000	0	0
Manning Level Maintenance	0	0	0	0
Discretionary	0	0	0	0
Overtime	0	0	0	7,302
	0	6,000	0	7,302
Allowances	0	5,000	0	1,954
Employer's Social Insurance Contributions	24,000	24,000	25,000	38,356
Employer's Pension Contributions	26,000	29,000	40,000	48,295
<b>Total Postal Services</b>	<b>235,000</b>	<b>270,000</b>	<b>324,000</b>	<b>478,939</b>
<b>Head 55 - Maritime Services</b>				
Salaries	47,000	46,000	46,000	80,980
Overtime:				
Conditioned	0	0	0	0
Emergency	0	0	0	0
Manning Level Maintenance	0	0	0	0
Discretionary	0	0	0	0
Overtime	0	0	0	161
	0	0	0	161
Allowances	0	0	1,000	159
Employer's Social Insurance Contributions	3,000	2,000	2,000	5,733
Employer's Pension Contributions	8,000	8,000	8,000	13,480
<b>Total Maritime Services</b>	<b>58,000</b>	<b>56,000</b>	<b>57,000</b>	<b>100,513</b>

GIBRALTAR DEVELOPMENT CORPORATION: ADDITIONAL INFORMATION (cont)	ESTIMATE	FORECAST	ESTIMATE	ACTUAL
	2022/2023	OUTTURN 2021/2022	2021/2022	2019/2021
	£	£	£	£
<b>SUMMARY</b>				
<b>Contributions by Government Departments for Staff Services:</b>				
Head 1 - Treasury	263,000	162,000	175,000	661,986
Head 2 - No. 6 Convent Place	379,000	609,000	567,000	1,162,807
Head 3 - Office of the Chief Technical Officer	68,000	67,000	67,000	0
Head 5 - Income Tax	144,000	106,000	125,000	232,730
Head 7 - Human Resources	288,000	46,000	0	102,779
Head 8 - Immigration and Civil Status	125,000	69,000	65,000	176,122
Head 9 - Financial Secretary's Office	0	0	0	4,882
Head 10 - Government Law Offices	89,000	124,000	117,000	343,554
Head 11 - Office of the Deputy Chief Minister	23,000	0	0	0
Head 13 - Environment	692,000	673,000	609,000	1,088,339
Head 15 - Upper Rock Tourist Sites and Beaches	1,285,000	1,405,000	1,328,000	2,277,114
Head 16 - Education	167,000	156,000	135,000	297,210
Head 18 - Heritage	0	31,000	31,000	196,212
Head 19 - Culture	0	0	0	298,621
Head 20 - Driver and Vehicle Licensing	649,000	607,000	669,000	1,306,631
Head 21 - Technical Services	231,000	0	0	0
Head 22 - Social Security	153,000	151,000	147,000	131,757
Head 23 - Statistics	51,000	29,000	27,000	61,294
Head 24 - Economic Development	741,000	882,000	873,000	1,949,353
Head 25 - Procurement Office	44,000	0	0	0
Head 26 - Justice	181,000	142,000	154,000	0
Head 27 - Gibraltar Law Courts	31,000	27,000	30,000	51,708
Head 28 - Policing	131,000	145,000	84,000	473,853
Head 29 - Prison	28,000	0	0	0
Head 30 - Equality	0	135,000	140,000	215,487
Head 31 - Civil Contingency	29,000	28,000	27,000	52,084
Head 33 - Town Planning and Building Control	78,000	97,000	75,000	259,751
Head 34 - Office of Fair Trading	214,000	211,000	211,000	0
Head 35 - Fire and Rescue Service	28,000	0	0	49,821
Head 37 - Housing	213,000	265,000	285,000	392,633
Head 38 - Employment	755,000	613,000	583,000	1,130,778
Head 39 - Youth	0	0	0	5,865
Head 40 - Sport and Leisure	315,000	158,000	146,000	0
Head 41 - Digital Services	98,000	91,000	59,000	0
Head 42 - Information Technology and Logistics Department	30,000	26,000	26,000	0
Head 44 - Financial Services	229,000	271,000	286,000	568,166
Head 45 - Gambling Division	596,000	589,000	638,000	1,132,846
Head 49 - Drug & Alcohol Awareness & Rehabilitation Services	0	9,000	37,000	121,439
Head Commerce	0	0	0	649,986
Head 51 - Business	220,000	175,000	208,000	0
Head 52 - Tourism	645,000	598,000	704,000	1,298,719
Head 53 - Postal Services	235,000	270,000	324,000	478,939
Head 55 - Maritime Services	58,000	56,000	57,000	100,513
	9,506,000	9,023,000	9,009,000	17,273,979

GIBRALTAR DEVELOPMENT CORPORATION: ADDITIONAL INFORMATION (cont)	ESTIMATE	FORECAST	ESTIMATE	ACTUAL
	2022/2023	OUTTURN 2021/2022	2021/2022	2019/2021
	£	£	£	£
<b>Borders and Coastguard Agency (i)</b>				
Salaries	70,000	69,000	70,000	156,147
Overtime:				
Conditioned	0	0	0	0
Emergency	0	0	0	0
Manning Level Maintenance	0	0	0	0
Discretionary	0	0	0	0
Overtime	0	0	0	8,744
	0	0	0	8,744
Allowances	5,000	7,000	2,000	12,563
Employer's Social Insurance Contributions	5,000	5,000	4,000	8,189
Employer's Pension Contributions	9,000	9,000	9,000	24,640
	89,000	90,000	85,000	210,283
<i>Basic Wages</i>	0	0	0	25,058
<i>Overtime</i>	0	0	0	308
<i>Allowances</i>	0	0	0	0
<i>Employer's Social Insurance Contributions</i>	0	0	0	2,641
<i>Employer's Pension Contributions</i>	0	0	0	3,101
	0	0	0	31,108
<b>Total Borders and Coastguard Agency</b>	<b>89,000</b>	<b>90,000</b>	<b>85,000</b>	<b>241,391</b>
<b>Housing Works Agency (ii)</b>				
Salaries	62,000	52,000	41,000	39,240
Overtime:				
Conditioned	0	0	0	0
Emergency	0	0	0	0
Manning Level Maintenance	0	0	0	0
Discretionary	0	0	0	0
Overtime	0	0	0	6,630
	0	0	0	6,630
Allowances	3,000	3,000	0	2,640
Employer's Social Insurance Contributions	8,000	7,000	4,000	4,176
Employer's Pension Contributions	7,000	5,000	4,000	6,405
<b>Total Housing Works Agency</b>	<b>80,000</b>	<b>67,000</b>	<b>49,000</b>	<b>59,091</b>

(i) Appendix C - Borders and Coastguard Agency (page 212)

(ii) Appendix D - Housing Works Agency (page 216)

GIBRALTAR DEVELOPMENT CORPORATION: ADDITIONAL INFORMATION (cont)	ESTIMATE	FORECAST	ESTIMATE	ACTUAL
	2022/2023	OUTTURN 2021/2022	2021/2022	2019/2021
	£	£	£	£
<b>Gibraltar Health Authority (i)</b>				
Salaries	390,000	431,000	443,000	977,318
Overtime:				
Conditioned	0	0	0	0
Emergency	0	48,000	0	0
Manning Level Maintenance	0	0	0	0
Discretionary	0	0	0	0
Overtime	0	0	0	86,036
	0	48,000	0	86,036
Allowances	20,000	13,000	30,000	24,809
Employer's Social Insurance Contributions	42,000	50,000	46,000	107,393
Employer's Pension Contributions	52,000	38,000	44,000	85,970
	504,000	580,000	563,000	1,281,526
Basic Wages	60,000	62,000	81,000	167,808
Overtime:				
Conditioned	0	0	0	0
Emergency	0	18,000	0	0
Manning Level Maintenance	0	0	0	0
Discretionary	0	0	0	0
Overtime	0	0	0	58,664
	0	18,000	0	58,664
Allowances	0	4,000	1,000	9,283
Employer's Social Insurance Contributions	8,000	8,000	8,000	17,401
Employer's Pension Contributions	7,000	3,000	3,000	12,133
	75,000	95,000	93,000	265,289
<b>Total Gibraltar Health Authority</b>	<b>579,000</b>	<b>675,000</b>	<b>656,000</b>	<b>1,546,815</b>

(i) Appendix F - Gibraltar Health Authority (page 225)

GIBRALTAR DEVELOPMENT CORPORATION: ADDITIONAL INFORMATION (cont)	ESTIMATE	FORECAST	ESTIMATE	ACTUAL
	2022/2023	OUTTURN 2021/2022	2021/2022	2019/2021
	£	£	£	£
<b>Gibraltar Health Authority - Elderly Residential Services Section (i)</b>				
Salaries	136,000	117,000	99,000	207,721
Overtime:				
Conditioned	0	0	0	0
Emergency	0	1,000	0	0
Manning Level Maintenance	0	0	0	0
Discretionary	0	0	0	0
Overtime	0	0	0	6,103
	0	1,000	0	6,103
Allowances	8,000	8,000	8,000	22,373
Employer's Social Insurance Contributions	13,000	11,000	8,000	22,698
Employer's Pension Contributions	11,000	13,000	10,000	19,291
	168,000	150,000	125,000	278,186
Basic Wages	68,000	56,000	61,000	119,980
Overtime:				
Conditioned	0	0	0	0
Emergency	0	8,000	0	0
Manning Level Maintenance	0	0	0	0
Discretionary	0	0	0	0
Overtime	0	0	0	20,394
	0	8,000	0	20,394
Allowances	4,000	4,000	4,000	9,073
Employer's Social Insurance Contributions	8,000	7,000	6,000	12,612
Employer's Pension Contributions	12,000	10,000	10,000	19,920
	92,000	85,000	81,000	181,979
<b>Total Gibraltar Health Authority - Elderly Residential Services Section</b>	<b>260,000</b>	<b>235,000</b>	<b>206,000</b>	<b>460,165</b>
<b>Care Agency (ii)</b>				
Salaries	186,000	108,000	79,000	117,720
Overtime:				
Conditioned	0	0	0	0
Emergency	0	0	0	0
Manning Level Maintenance	0	0	0	0
Discretionary	0	0	0	0
Overtime	0	0	0	1,403
	0	0	0	1,403
Allowances	0	0	0	458
Employer's Social Insurance Contributions	21,000	12,000	9,000	12,527
Employer's Pension Contributions	18,000	11,000	7,000	13,076
<b>Total Care Agency</b>	<b>225,000</b>	<b>131,000</b>	<b>95,000</b>	<b>145,184</b>

(i) Appendix G - Gibraltar Health Authority - Elderly Residential Services Section (page 233)

(ii) Appendix H - Care Agency (page 241)



GIBRALTAR DEVELOPMENT CORPORATION: ADDITIONAL INFORMATION (cont)	ESTIMATE	FORECAST	ESTIMATE	ACTUAL
	2022/2023	OUTTURN 2021/2022	2021/2022	2019/2021
	£	£	£	£
<i>Gibraltar Electricity Authority (i)</i>				
Salaries	0	0	0	4,681
Overtime	0	0	0	0
Allowances	0	0	0	0
Employer's Social Insurance Contributions	0	0	0	522
Employer's Pension Contributions	0	0	0	796
<b>Total Gibraltar Electricity Authority</b>	<b>0</b>	<b>0</b>	<b>0</b>	<b>5,999</b>
<b>Gibraltar Port Authority (ii)</b>				
Salaries	51,000	0	0	36,289
Overtime:				
Conditioned	0	0	0	0
Emergency	0	0	0	0
Manning Level Maintenance	0	0	0	0
Discretionary	0	0	0	0
	0	0	0	0
Allowances	0	0	0	0
Employer's Social Insurance Contributions	3,000	0	0	3,158
Employer's Pension Contributions	0	0	0	6,039
<b>Total Gibraltar Port Authority</b>	<b>54,000</b>	<b>0</b>	<b>0</b>	<b>45,486</b>

(i) Appendix I - Gibraltar Electricity Authority (page 248)

(ii) Appendix J - Gibraltar Port Authority (page 252)

GIBRALTAR DEVELOPMENT CORPORATION: ADDITIONAL INFORMATION (cont)	ESTIMATE	FORECAST	ESTIMATE	ACTUAL
	2022/2023	OUTTURN 2021/2022	2021/2022	2019/2021
	£	£	£	£
<b>Government-Owned Companies</b>				
Salaries	137,000	132,000	137,000	263,210
Overtime:				
Conditioned	0	0	0	0
Emergency	0	26,000	0	0
Manning Level Maintenance	0	0	0	0
Discretionary	0	0	0	0
Overtime	0	0	0	49,033
	0	26,000	0	49,033
Allowances	8,000	8,000	0	14,702
Employer's Social Insurance Contributions	13,000	12,000	10,000	24,806
Employer's Pension Contributions	16,000	15,000	15,000	26,811
	174,000	193,000	162,000	378,562
<b>Basic Wages</b>	20,000	20,000	20,000	40,204
Overtime:				
Conditioned	0	0	0	0
Emergency	0	6,000	0	0
Manning Level Maintenance	0	0	0	0
Discretionary	0	0	0	0
Overtime	0	0	0	11,776
	0	6,000	0	11,776
Allowances	3,000	3,000	0	5,026
Employer's Social Insurance Contributions	3,000	2,000	2,000	4,735
Employer's Pension Contributions	3,000	3,000	3,000	5,995
	29,000	34,000	25,000	67,736
<b>Total Government-Owned Companies</b>	203,000	227,000	187,000	446,298
<b>Other Public Bodies (i)</b>				
Salaries	45,000	44,000	44,000	90,553
Overtime:				
Conditioned	0	0	0	0
Emergency	0	0	0	0
Manning Level Maintenance	0	0	0	0
Discretionary	0	0	0	0
	0	0	0	0
Allowances	0	0	0	0
Employer's Social Insurance Contributions	5,000	5,000	4,000	8,945
Employer's Pension Contributions	8,000	8,000	8,000	14,709
<b>Total Other Public Bodies</b>	58,000	57,000	56,000	114,207

(i) Gibraltar Police Authority - Head 26 Justice (page 92)

**BORDERS AND COASTGUARD AGENCY**


---

(i) Minister: Chief Minister

---

(ii) **ESTABLISHMENT**

2022/2023	2021/2022	<b><u>BORDERS AND COASTGUARD AGENCY</u></b>
1	1	Chief Executive Officer
2	2	Borders and Coastguard Duty Manager
1	1	Compliance Manager
1	1	Training Manager
2	2	Training Officer
16	16	Senior Borders and Coastguard Officer
1	1	Head of Immigration
1	1	Deputy Head of Immigration
1	1	Immigration Clearance/Compliance Officer
99	99	Borders and Coastguard Officer
		<b>Supernumerary Staff</b>
1	1	Executive Officer
<u>126</u>	<u>126</u>	

---

(iii) **INDUSTRIAL STAFF**

2022/2023	2021/2022
<u>1</u>	<u>1</u>

---

(iv) **GIBRALTAR DEVELOPMENT CORPORATION STAFF** (Source: Human Resources Department)

2022/2023	2021/2022
<u>2</u>	<u>2</u>

---

**SUMMARY**

2022/2023	2021/2022	<b>TOTAL BORDERS AND COASTGUARD AGENCY</b>
<u>129</u>	<u>129</u>	

---

<b>BORDERS AND COASTGUARD AGENCY</b>	<b>ESTIMATE 2022/2023</b>	<b>FORECAST OUTTURN 2021/2022</b>	<b>ESTIMATE 2021/2022</b>	<b>ACTUAL 2019/2021</b>
	£	£	£	£
<b><u>Recurrent Receipts</u></b>				
Contribution from Consolidated Fund - Head 8 (i)	7,511,000	7,421,000	7,593,000	14,703,000
Contribution from the COVID-19 Response Fund (ii)	0	2,705	1,000	5,099
<b>Total Recurrent Receipts</b>	<b>7,511,000</b>	<b>7,423,705</b>	<b>7,594,000</b>	<b>14,708,099</b>
<b><u>Recurrent Payments</u></b>				
<b><u>Personal Emoluments</u></b>				
(1) Salaries	4,050,000	3,975,000	4,019,000	7,808,019
(2) Overtime:				
(i) Conditioned	0	0	65,000	74,649
(ii) Emergency	1,000	0	1,000	0
(iii) Manning Level Maintenance	0	11,000	70,000	101,493
(iv) Discretionary	0	0	0	0
	1,000	11,000	136,000	176,142
(3) Allowances	1,940,000	1,950,000	1,940,000	3,936,705
(4) Temporary Assistance	1,000	0	0	0
(5) Bonus Payments	70,000	93,000	70,000	144,268
(6) Employer's Social Insurance Contributions	330,000	305,000	265,000	415,059
(7) Employer's Pension Contributions	660,000	625,000	660,000	1,288,643
<b>Total Personal Emoluments</b>	<b>7,052,000</b>	<b>6,959,000</b>	<b>7,090,000</b>	<b>13,768,836</b>
<b><u>Other Recurrent Expenditure</u></b>				
(8) General Expenses	11,000	5,000	11,000	21,081
(9) Electricity and Water	5,000	4,000	3,000	5,780
(10) Telephone Service	12,000	12,000	12,000	23,010
(11) Printing and Stationery	7,000	7,000	7,000	12,009
(12) Computer and Office Equipment Expenses*	10,000	13,000	25,000	32,154
(13) Transport Expenses*	2,000	3,000	2,000	2,934
(14) Uniforms and Protective Clothing	10,000	20,000	30,000	27,957
(15) Training Expenses*	20,000	19,000	45,000	17,190
(16) Contribution to Gibraltar Development Corporation - Staff Services (iii)	89,000	90,000	85,000	241,391
<b>Contracted Services:</b>				
(17) Cleaning Services*	14,000	14,000	14,000	24,933
(18) Radio Communications System - Gibtelecom Ltd	9,000	9,000	9,000	18,869
(19) Security Services	270,000	266,000	260,000	502,619
<i>Visas (iv)</i>	0	0	0	4,540
<i>Data Protection Review</i>	0	0	0	0
<i>Relief Cover</i>	0	0	0	0
(20) COVID-19 Response Fund Other Expenses (ii)	0	2,705	1,000	5,099
<b>Total Other Recurrent Expenditure</b>	<b>459,000</b>	<b>464,705</b>	<b>504,000</b>	<b>939,566</b>
<b>Total Payments</b>	<b>7,511,000</b>	<b>7,423,705</b>	<b>7,594,000</b>	<b>14,708,402</b>

(i) Contribution for recurrent expenditure under Head 8 Immigration and Civil Status (page 37)

(ii) Appendix S - COVID-19 Response Fund (page 292)

(iii) Appendix B - Gibraltar Development Corporation (page 185)

(iv) From 2021/22 shown under Head 8 Immigration and Civil Status (page 37)

\* Appendix R - List of Retitled Subheads (page 289)

<b>BORDERS AND COASTGUARD AGENCY</b> (cont)	<b>ESTIMATE</b>	<b>FORECAST</b>	<b>ESTIMATE</b>	<b>ACTUAL</b>
	<b>2022/2023</b>	<b>OUTTURN</b> <b>2021/2022</b>	<b>2021/2022</b>	<b>2019/2021</b>
	<b>£</b>	<b>£</b>	<b>£</b>	<b>£</b>
<b><u>SUMMARY - RECURRENT</u></b>				
Surplus/(Deficit) brought forward	0	0	0	348
Receipts	7,511,000	7,423,705	7,594,000	14,708,099
Payments	(7,511,000)	(7,423,705)	(7,594,000)	(14,708,402)
Surplus/(Deficit) carried forward	0	0	0	45
<b><u>CAPITAL ACCOUNT</u></b>				
Surplus/(Deficit) brought forward	0	0	0	588
<b><u>Receipts</u></b>				
Contribution from the Improvement and Development Fund - Head 101 (i)	10,000	10,000	30,000	48,000
Contribution from the COVID-19 Response Fund (ii)	0	220	0	2,267
Total Capital Receipts	10,000	10,220	30,000	50,855
<b><u>Payments</u></b>				
Works and Equipment	10,000	10,000	30,000	47,968
COVID-19 Response Fund Capital Expenses (ii)	0	220	0	2,267
Total Capital Payments	10,000	10,220	30,000	50,235
Capital Account Surplus/(Deficit)	0	0	0	620
<b><u>SUMMARY - CAPITAL</u></b>				
Receipts	10,000	10,220	30,000	50,855
Payments	(10,000)	(10,220)	(30,000)	(50,235)
Surplus/(Deficit) carried forward	0	0	0	620

(i) Contribution for capital expenditure

(ii) Appendix S - COVID-19 Response Fund (page 292)

**HOUSING WORKS AGENCY**(i) **Minister:** Minister for Housing, Employment, Youth and Sport(ii) **ESTABLISHMENT**

2022/2023	2021/2022
1	1
1	1
2	2
1	1
1	1
<u>6</u>	<u>6</u>

2022/2023	2021/2022
1	1
3	3
1	1
4	4
1	1
1	1
<u>11</u>	<u>11</u>

2022/2023	2021/2022
2	2
7	7
11	11
1	1
17	17
4	4
<u>42</u>	<u>42</u>

2022/2023	2021/2022
<u>59</u>	<u>59</u>

**HOUSING WORKS AGENCY****ADMINISTRATION**

Grade VII (Head of Agency)  
 Grade V (Administration and Finance Higher Executive Officer)  
 Grade IV (Administration and Finance Executive Officer)  
 Grade III (Administration and Finance Officer)  
 Grade I (Support Operative)

**OPERATIONS UNIT**

Grade 8 (Chief Operating Officer)  
 Grade 7 (Zone Manager)  
 Grade 7 (Transport, Equipment and Stores Manager)  
 Grade 6 (Zone/Refurbishment Works Supervisor)  
 Grade 6 (Transport, Plant and Equipment Officer )  
 Grade 6 (Stores Officer)

**TECHNICAL DIVISION**

Grade 9 (SPTO)  
 Grade 8 (HPTO)  
 Grade 7 (PTO)  
 Grade 7a (Environmental Officer)  
 Grade 6 (TG1)  
 Grade 4 (CSSO)

(iii) **INDUSTRIAL STAFF**

2022/2023	2021/2022
<u>36</u>	<u>37</u>

(iv) **GIBRALTAR DEVELOPMENT CORPORATION STAFF** (Source: Human Resources Department)

2022/2023	2021/2022
<u>3</u>	<u>2</u>

**SUMMARY**

2022/2023	2021/2022
<u>98</u>	<u>98</u>

**TOTAL HOUSING WORKS AGENCY**

HOUSING WORKS AGENCY	ESTIMATE	FORECAST	ESTIMATE	ACTUAL
	2022/2023	OUTTURN 2021/2022	2021/2022	2019/2021
	£	£	£	£
<b>Recurrent Receipts</b>				
Contribution from Consolidated Fund - Head 37 (i)	6,656,000	6,620,000	6,623,000	14,612,000
Contribution from the COVID-19 Response Fund (ii)	0	55,862	50,000	298,149
Total Recurrent Receipts	6,656,000	6,675,862	6,673,000	14,910,149
<b>Recurrent Payments</b>				
<u>Personal Emoluments</u>				
(1) Salaries	2,137,000	2,190,000	2,213,000	4,214,455
(2) Overtime:				
(i) Conditioned	12,000	10,000	16,000	19,842
(ii) Emergency	1,000	25,000	1,000	81,053
(iii) Manning Level Maintenance	0	0	0	0
(iv) Discretionary	0	0	0	172,512
	13,000	35,000	17,000	273,407
(3) Allowances	200,000	200,000	143,000	441,233
(4) Temporary Assistance	0	0	0	0
(5) Bonus Payments	420,000	425,000	444,000	923,425
(6) Employer's Social Insurance Contributions	125,000	122,000	107,000	208,870
(7) Employer's Pension Contributions	0	0	0	0
	2,895,000	2,972,000	2,924,000	6,061,390
<u>Industrial Wages</u>				
(8) Basic Wages	1,006,000	1,035,000	1,030,000	2,506,838
(9) Overtime:				
(i) Conditioned	150,000	125,000	150,000	290,408
(ii) Emergency	1,000	0	1,000	18,147
(iii) Manning Level Maintenance	0	0	0	0
(iv) Discretionary	0	0	0	0
	151,000	125,000	151,000	308,555
(10) Allowances	0	0	0	0
(11) Bonus Payments	270,000	260,000	277,000	653,434
(12) Employer's Social Insurance Contributions	90,000	92,000	78,000	188,103
(13) Employer's Pension Contributions	0	0	0	0
	1,517,000	1,512,000	1,536,000	3,656,930
Total Personal Emoluments	4,412,000	4,484,000	4,460,000	9,718,320
<u>Other Recurrent Expenditure</u>				
(14) General Expenses	25,000	22,000	29,000	37,761
(15) Electricity and Water	8,000	7,000	8,000	15,124
(16) Telephone Service	35,000	32,000	34,000	62,603
(17) Printing and Stationery	11,000	6,000	11,000	17,517
(18) Computer and Office Equipment Expenses	1,000	1,000	1,000	0
(19) Uniforms and Protective Clothing*	4,000	2,000	5,000	8,432
(20) Transport Expenses	20,000	18,000	24,000	46,045
(21) Tools and Equipment*	1,000	1,000	1,000	2,341
(22) Materials	25,000	20,000	30,000	66,623
(23) Training Expenses*	1,000	0	5,000	0
(24) Self Repair Scheme	25,000	20,000	50,000	35,495
<i>carried forward</i>	156,000	129,000	198,000	291,941

(i) Contribution for recurrent expenditure under Head 37 Housing (page 119)

(ii) Appendix S - COVID-19 Response Fund (page 292)

\* Appendix R - List of Retitled Subheads (page 289)

<b>HOUSING WORKS AGENCY (cont)</b>	<b>ESTIMATE</b>	<b>FORECAST</b>	<b>ESTIMATE</b>	<b>ACTUAL</b>
	<b>2022/2023</b>	<b>OUTTURN</b>	<b>2021/2022</b>	<b>2019/2021</b>
	<b>£</b>	<b>£</b>	<b>£</b>	<b>£</b>
<i>brought forward</i>	156,000	129,000	198,000	291,941
<b>Recurrent Payments (cont)</b>				
<u>Other Recurrent Expenditure (cont)</u>				
(25) Technical and Design Expenses	1,000	1,000	4,000	4,000
(26) Maintenance of Estates	1,200,000	1,395,000	1,360,000	3,270,423
(27) Estates - Cleaning of Internal Communal Areas	140,000	95,000	122,000	246,268
(28) Contribution to Gibraltar Development Corporation - Staff Services (i)	80,000	67,000	49,000	59,091
(29) Professional Fees	10,000	40,000	10,000	149,404
(30) Consultancy Services	10,000	5,000	10,000	151,623
(31) Rent and Service Charges	230,000	38,000	0	0
<b>Contracted Services:</b>				
(32) Cleaning Services*	40,000	30,000	40,000	68,193
(33) Lift Maintenance*	377,000	335,000	370,000	647,636
<i>Outsourced Works</i>	0	0	0	0
<i>Estates - Upkeep of Communal Lighting</i>	0	0	0	0
<i>Relief Cover</i>	0	0	0	0
<i>Ex-Gratia Payments</i>	0	1,000	0	4,577
(34) COVID-19 Response Fund				
Other Expenses (ii)	0	55,862	50,000	298,149
Total Other Recurrent Expenditure	2,244,000	2,191,862	2,213,000	5,191,305
Total Payments	6,656,000	6,675,862	6,673,000	14,909,625
<b><u>SUMMARY - RECURRENT</u></b>				
Surplus/(Deficit) brought forward	0	0	0	4
Receipts	6,656,000	6,675,862	6,673,000	14,910,149
Payments	(6,656,000)	(6,675,862)	(6,673,000)	(14,909,625)
Surplus/(Deficit) carried forward	0	0	0	528
<b><u>CAPITAL ACCOUNT</u></b>				
Surplus/(Deficit) brought forward	0	0	0	265
<b>Receipts</b>				
Contribution from the Improvement and Development Fund - Head 101 (iii)	2,730,000	4,620,000	4,000,000	0
Contribution from the COVID-19 Response Fund (ii)	0	0	0	0
Total Capital Receipts	2,730,000	4,620,000	4,000,000	265
<b>Payments</b>				
Works and Equipment	1,000	0	1,000	0
Housing: Works and Repairs	2,729,000	4,620,000	3,999,000	0
COVID-19 Response Fund				
Capital Expenses (ii)	0	0	0	0
Total Capital Payments	2,730,000	4,620,000	4,000,000	0
Capital Account Surplus/(Deficit)	0	0	0	265
<b><u>SUMMARY - CAPITAL</u></b>				
Receipts	2,730,000	4,620,000	4,000,000	265
Payments	(2,730,000)	(4,620,000)	(4,000,000)	0
Surplus/(Deficit) carried forward	0	0	0	265

(i) Appendix B - Gibraltar Development Corporation (page 185)

(ii) Appendix S - COVID-19 Response Fund (page 292)

(iii) Contribution for capital expenditure. From 2021/22 includes funding previously provided under disappearing I&amp;DF subhead 'Housing: Works &amp; Repairs'

\* Appendix R - List of Retitled Subheads (page 289)



**GIBRALTAR SPORTS AND LEISURE AUTHORITY**


---

(i) **Minister:** Minister for Housing, Employment, Youth and Sport

---

**(ii) ESTABLISHMENT**

2022/2023	2021/2022	<b><u>GIBRALTAR SPORTS AND LEISURE AUTHORITY</u></b>
1	1	Grade 1 (Chief Executive)
2	2	Grade 2
4	4	Grade 3
3	3	Grade 4
9	9	Grade 5
1	1	Grade 6
26	25	Grade 8
3	3	Grade 9
3	3	Grade 11
8	8	Grade 13
1	1	<b>Supernumerary Staff</b>
		PL 3
<u>61</u>	<u>60</u>	

---

**(iii) INDUSTRIAL STAFF**

2022/2023	2021/2022
<u>0</u>	<u>0</u>

---

**(iv) GIBRALTAR DEVELOPMENT CORPORATION STAFF** *(Source: Human Resources Department)*

2022/2023	2021/2022
<u>0</u>	<u>0</u>

---

**SUMMARY**

2022/2023	2021/2022	<b>TOTAL GIBRALTAR SPORTS AND LEISURE AUTHORITY</b>
<u>61</u>	<u>60</u>	

---

<b>GIBRALTAR SPORTS AND LEISURE AUTHORITY</b>	<b>ESTIMATE 2022/2023</b>	<b>FORECAST OUTTURN 2021/2022</b>	<b>ESTIMATE 2021/2022</b>	<b>ACTUAL 2019/2021</b>
	£	£	£	£
<b><u>Recurrent Receipts</u></b>				
Contributions from Consolidated Fund - Head 40: (i) Contribution from Revenues Received	40,000	29,000	50,000	556,573
Additional Contribution	5,752,000	5,536,000	5,316,000	12,026,000
	5,792,000	5,565,000	5,366,000	12,582,573
Contribution from the COVID-19 Response Fund (ii)	0	0	4,000	4,881
<b>Total Recurrent Receipts</b>	<b>5,792,000</b>	<b>5,565,000</b>	<b>5,370,000</b>	<b>12,587,454</b>
<b><u>Recurrent Payments</u></b>				
<b><u>Personal Emoluments</u></b>				
(1) Salaries	2,070,000	2,030,000	2,020,000	4,008,778
(2) Overtime:				
(i) Conditioned	345,000	350,000	216,000	694,558
(ii) Emergency	1,000	50,000	1,000	166
(iii) Manning Level Maintenance	80,000	85,000	65,000	383,581
(iv) Discretionary	0	0	0	186,731
	426,000	485,000	282,000	1,265,036
(3) Allowances	270,000	260,000	270,000	526,665
(4) Temporary Assistance	112,000	110,000	83,000	167,031
(5) Employer's Social Insurance Contributions	160,000	160,000	130,000	260,651
(6) Employer's Pension Contributions	245,000	250,000	245,000	485,623
	3,283,000	3,295,000	3,030,000	6,713,784
<b>Total Personal Emoluments</b>	<b>3,283,000</b>	<b>3,295,000</b>	<b>3,030,000</b>	<b>6,713,784</b>
<b><u>Other Recurrent Expenditure</u></b>				
(7) General Expenses*	50,000	45,000	50,000	123,030
(8) Electricity and Water	430,000	400,000	430,000	855,730
(9) Telephone Service	15,000	15,000	15,000	27,435
(10) Printing and Stationery	5,000	5,000	5,000	8,245
(11) Computer and Office Equipment Expenses*	7,000	6,000	7,000	12,782
(12) Sports Development Unit	10,000	6,000	10,000	18,842
(13) Transport Expenses*	7,000	8,000	5,000	16,690
(14) Training Expenses*	5,000	7,000	7,000	12,550
(15) Stay and Play Programme	5,000	4,000	3,000	9,101
(16) Uniforms and Protective Clothing*	15,000	15,000	15,000	19,615
(17) Other Facilities and Equipment	10,000	22,000	10,000	13,865
(18) Sports Grants	300,000	145,000	300,000	610,113
(19) Hosting of Special Sports and Leisure Events	550,000	510,000	500,000	1,510,538
(20) Bathing Pavilion Expenses	90,000	120,000	90,000	304,591
(21) Europa Gymnasium	2,000	2,000	2,000	2,418
<i>carried forward</i>	1,501,000	1,310,000	1,449,000	3,545,545

(i) Contribution for recurrent expenditure under Head 40 Sport and Leisure (page 125)

(ii) Appendix S - COVID-19 Response Fund (page 292)

\* Appendix R - List of Retitled Subheads (page 289)

GIBRALTAR SPORTS AND LEISURE AUTHORITY (cont)	ESTIMATE	FORECAST	ESTIMATE	ACTUAL
	2022/2023	OUTTURN 2021/2022	2021/2022	2019/2021
	£	£	£	£
<i>brought forward</i>	1,501,000	1,310,000	1,449,000	3,545,545
<b>Recurrent Payments</b> (cont)				
<u>Other Recurrent Expenditure</u> (cont)				
<b>Contracted Services:</b>				
(22) Upkeep of Facilities	310,000	305,000	310,000	524,965
(23) Swimming Pool Expenses	360,000	375,000	360,000	641,661
(24) Playground Expenses	180,000	120,000	60,000	222,187
(25) Anti Doping Measures	1,000	0	1,000	0
(26) Cleaning Services	156,000	160,000	156,000	0
(27) Digitalisation Expenses	1,000	0	0	0
<i>Gibraltar Island Games 2019</i>	0	0	0	934,164
<i>Relief Cover</i>	0	0	0	0
(28) COVID-19 Response Fund				
Other Expenses (i)	0	0	4,000	4,881
Total Other Recurrent Expenditure	2,509,000	2,270,000	2,340,000	5,873,403
Total Payments	5,792,000	5,565,000	5,370,000	12,587,187
<b>SUMMARY - RECURRENT</b>				
Surplus/(Deficit) brought forward	0	0	0	575
Receipts	5,792,000	5,565,000	5,370,000	12,587,454
Payments	(5,792,000)	(5,565,000)	(5,370,000)	(12,587,187)
Surplus/(Deficit) carried forward	0	0	0	842
<b>CAPITAL ACCOUNT</b>				
Surplus/(Deficit) brought forward	0	0	0	228
<u>Receipts</u>				
Contribution from the Improvement and Development Fund - Head 101 (ii)	10,000	185,000	150,000	322,000
Contribution from Covid-19 Response Fund (i)	0	0	0	4,650
Total Capital Receipts	10,000	185,000	150,000	326,878
<u>Payments</u>				
Works and Equipment	10,000	185,000	150,000	322,124
COVID-19 Response Fund				
Capital Expenses (i)	0	0	0	4,650
Total Capital Payments	10,000	185,000	150,000	326,774
Capital Account Surplus/(Deficit)	0	0	0	104
<b>SUMMARY - CAPITAL</b>				
Receipts	10,000	185,000	150,000	326,878
Payments	(10,000)	(185,000)	(150,000)	(326,774)
Surplus/(Deficit) carried forward	0	0	0	104

(i) Appendix S - COVID-19 Response Fund (page 292)

(ii) Contribution for capital expenditure

**GIBRALTAR HEALTH AUTHORITY**(i) Minister: Minister for Digital, Financial Services, Health Authority and Public Utilities(ii) **ESTABLISHMENT****GIBRALTAR HEALTH AUTHORITY**Administration and Support Grades

	2022/23		2021/22				
	FT	PT/JS	TOTAL FTE	TOTAL FTE		PT/JS	FT
	1	0	1	0	0	0	Director General
	2	0	2	2	0	2	Unit General Manager
	1	0	1	0	0	0	Executive Director of Finance
	3	0	3	2	0	2	Senior Officer
	1	0	1	1	0	1	Director of IMT
	1	0	1	1	0	1	Information and Communication Technology Manager (a)
	1	0	1	1	0	1	Information Systems Manager (b)
	3	1	3.5	3.5	1	3	Senior EHT Officer / Information Systems Programmer
	0	1	0.5	0.5	1	0	Senior Executive Officer
	2	0	2	3	0	3	Cancer Services Co-ordinator
	1	0	1	1	0	1	Higher Executive Officer
	7	0	7	7	0	7	Associate Director - Catering
	1	0	1	1	0	1	Senior Professional & Technology Officer
	1	0	1	1	0	1	Professional & Technology Officer
	1	0	1	1	0	1	P & G S 'C'
	16	0	16	13	0	13	Executive Officer
	1	0	1	1	0	1	Deputy Associate Director - Catering
	1	0	1	1	0	1	Materials Management Supervisor
	1	0	1	1	0	1	Stores Supervisory Grade D
	6	0	6	6	0	6	EHT Officer
	3	0	3	3	0	3	Clinical Informatic Officer
	18	0	18	18	0	18	Hospital Attendant
	19	6	22	22.5	3	21	Administrative Officer
	4	0	4	4	0	4	Assistant Electrical Health Technician
	25	6	28	30.5	5	28	GHA Clerk
	8	2	9	9	2	8	Ward Clerk
	6	0	6	6	0	6	A&E Clerk
	3	5	5.5	5.5	5	3	Receptionist
	14	1	14.5	14.5	1	14	GHA Junior Clerk
	1	0	1	1	0	1	PALS Manager
	20	1	20.5	20	0	20	Administrative Assistant
	5	0	5	6	0	6	Medical Secretary
	4	1	4.5	4.5	1	4	Personal Secretary
	0	1	0.5	0.5	1	0	Typist
	2	0	2	2	0	2	Junior GHA Clerk/Word Processor
	1	0	1	1	0	1	Domestic Services Manager
	1	0	1	1	0	1	Deputy Domestic Services Manager
	1	0	1	0	0	0	Industrial Relations Advisor
	1	0	1	0	0	0	Health and Safety Advisor
	0	0	0	1	0	1	Director of Finance and Procurement (c)
	0	0	0	1	0	1	Higher Professional & Technology Officer
	0	0	0	2	0	2	PALS Officer
	0	0	0	3	0	3	Messenger Driver
Carried Forward	188	25	200.5	204	20	194	

(a) Up to 2021/22 titled Associate Director of I &amp; CT

(b) Up to 2021/22 titled Associate Director of Information Systems

(c) As from 2022/23 shown as Senior Officer

**GIBRALTAR HEALTH AUTHORITY** (cont)

## (ii) ESTABLISHMENT (cont)

**GIBRALTAR HEALTH AUTHORITY** (cont)

	2022/23			2021/22			
	FT	PT/JS	TOTAL FTE	TOTAL FTE	PT/JS	FT	
<i>Brought Forward</i>	188	25	200.5	204	20	194	<b>Medical and Allied Professions</b>
	48	3	49.5	46.5	3	45	Consultant
	1	0	1	1	0	1	Director of Public Health
	5	0	5	5	0	5	Associate Specialist
	25	7	28.5	28	6	25	General Practitioner
	16	2	17	17	0	17	Non Consultant Hospital Doctor
	6	0	6	6	0	6	Clinical Fellow/Reg in Anaesthesia & ITU
	1	0	1	1	0	1	Physiologist
	6	0	6	6	0	6	Resident Medical Officer
	1	0	1	0	0	0	Palliative Care Doctor
	1	0	1	1	0	1	Pathology Services Manager
	1	1	1.5	1.5	1	1	Public Analyst
	1	0	1	1	0	1	Deputy Public Analyst
	2	0	2	2	0	2	Senior Dental Officer
	5	0	5	5	0	5	Dental Officer
	5	0	5	3	0	3	Clinical Psychologist
	1	0	1	1	0	1	Chief Speech / Language Therapist
	1	0	1	1	0	1	Head of Optometry
	1	0	1	1	0	1	Hospital Optometrist
	1	0	1	1	0	1	Senior Clinical Pharmacist / Dispensary Manager
	1	0	1	1	0	1	Radiology Services Manager
	5	0	5	3	0	3	Clinical Pharmacist
	1	0	1	1	0	1	Blood Bank Manager
	1	0	1	1	0	1	Quality Manager
	7	0	7	7	0	7	Senior Biomedical Scientist
	1	0	1	1	0	1	Physiotherapy Services Manager
	1	0	1	1	0	1	Head Occupational Therapist
	6	0	6	6	0	6	Speech & Language Therapist
	1	0	1	0.5	1	0	Speech & Language Therapist Junior
	1	0	1	1	0	1	Senior Donor Carer
	2	0	2	2	0	2	Health Promotion Officer
	1	0	1	1	0	1	Public Health Information Analyst
	1	0	1	1	0	1	Specialist Dietitian
	4	0	4	4	0	4	Approved Mental Health Practitioner
	4	0	4	4	0	4	Dietitian Senior I
	4	0	4	4	0	4	Occupational Therapist Senior I
	4	0	4	4	0	4	Senior Physiotherapist I
	9	0	9	9	0	9	Senior Radiographer I
	1	0	1	1	0	1	Provider of Clinical Governance and Ultrasonography
	1	0	1	1	0	1	Head Orthoptist
	1	0	1	1	0	1	Counsellor
	5	1	5.5	5.5	1	5	Biomedical Scientist
	3	0	3	3	0	3	Senior Radiographer II
	10	0	10	10	0	10	Senior Physiotherapist II
	5	0	5	5	2	4	Occupational Therapist Senior II
	1	0	1	1	0	1	Basic Grade Pharmacist
	1	0	1	1	0	1	Medical Librarian
	0	3	1.5	1	2	0	Pathology Production Assistant
	1	0	1	1	0	1	Cytology Screener
	5	1	5.5	5.5	1	5	Biomedical Assistant
	3	0	3	3	0	3	Technical Instructor II
	6	0	6	6	0	6	Dental Nurse
	1	2	2	2	2	1	Physiotherapy Helper
	2	1	2.5	2.5	1	2	Junior Occupational Therapist
	2	0	2	2	0	2	Radiography Assistant
	1	0	1	1	0	1	Physiotherapy Junior
<i>Carried Forward</i>	419	46	442	436	40	416	

**GIBRALTAR HEALTH AUTHORITY** (cont)

## (ii) ESTABLISHMENT (cont)

**GIBRALTAR HEALTH AUTHORITY** (cont)

	2022/23			2021/22			
	FT	PT/JS	TOTAL FTE	TOTAL FTE	PT/JS	FT	
<i>Brought Forward</i>	419	46	442	436	40	416	
	1	0	1	1	0	1	<u>Nursing</u>
	1	0	1	1	0	1	Director of Nursing Services
	1	0	1	1	0	1	Head of School
	1	0	1	1	0	1	Principal Nurse Lecturer
	1	0	1	1	0	1	Senior Nurse Lecturer
	7	0	7	7	0	7	Nurse Lecturer
	1	0	1	1	0	1	Clinical Nurse Manager
	4	0	4	4	0	4	Resuscitation Officer
	14	8	18	17.5	5	15	Matron
	1	0	1	1	0	1	Staff Midwife
	7	0	7	7	0	7	TSSU/CSSD Manager
	8	0	8	8	0	8	TSSU/CSSD Technician
	43	0	43	41	0	41	Nurse Practitioner
	1	0	1	0	0	0	Charge Nurse
	2	0	2	2	0	2	Charge Nurse - Ophthalmic
	2	0	2	2	0	2	Nurse Specialist - Breast
	1	0	1	0	0	0	Nurse Specialist - Cardiac Rehab
	2	0	2	2	0	2	Nurse Specialist - Chemotherapy
	4	0	4	2	0	2	Nurse Specialist - Dermatology
	1	0	1	0	0	0	Nurse Specialist - Diabetes
	2	0	2	2	0	2	Nurse Specialist - Ophthalmic
	1	0	1	0	0	0	Nurse Specialist - Palliative Care
	1	0	1	1	0	1	Nurse Specialist - Sexual Health
	1	0	1	0	0	0	Nurse Specialist - Stoma Care
	1	0	1	0	0	0	Nurse Specialist - Urology
	2	0	2	2	0	2	Pre-Assessment Nurse
	98	16	106	198	26	185	Registered Nurse (a)
	23	7	26.5	0	0	0	Registered Nurse - CCU
	3	0	3	0	0	0	Registered Nurse - Chemotherapy
	13	1	13.5	0	0	0	Registered Nurse - Child
	8	0	8	0	0	0	Registered Nurse - Dialysis
	34	3	35.5	0	0	0	Registered Nurse - Mental Health
	2	0	2	0	0	0	Registered Nurse - Ophthalmic
	24	0	24	0	0	0	Registered Nurse - Theatre/Day Surgery
	10	0	10	10	0	10	Operating Department Practitioner
	66	10	71	75	8	71	Enrolled Nurse
	3	0	3	0	0	0	Enrolled Nurse - Ophthalmic
	1	1	1.5	1.5	1	1	Nursing Auxiliary
	102	11	107.5	108.5	9	104	Nursing Assistant
	1	0	1	0	0	0	Nursing Assistant - Ophthalmic
							<u>Ambulance Service</u>
	1	0	1	1	0	1	Chief Ambulance Officer
	1	0	1	1	0	1	Deputy Chief Ambulance Officer
	1	0	1	1	0	1	Station Manager
	4	0	4	4	0	4	Station Officer
	1	0	1	1	0	1	Ambulance Call Taker/Dispatcher
	6	0	6	6	0	6	Paramedic
	16	0	16	16	0	16	Emergency Medical Technician
	15	0	15	15	0	15	Ambulance Care Assistant
	<b>962</b>	<b>103</b>	<b>1013.5</b>	<b>978.5</b>	<b>89</b>	<b>934</b>	

(a) Up to 2021/22 shown as Staff Nurse

**GIBRALTAR HEALTH AUTHORITY** (cont)

## (ii) ESTABLISHMENT (cont)

**GIBRALTAR HEALTH AUTHORITY** (cont)

2022/23			2021/22		
FT	PT/JS	TOTAL FTE	TOTAL FTE	PT/JS	FT
0	0	0	2	0	2
0	0	0	1	0	1
0	0	0	11	0	11
0	0	0	0.5	1	0
0	0	0	1	2	0
0	0	0	2	0	2
0	0	0	2	0	2
0	0	0	2	0	2
0	0	0	1	0	1
0	0	0	1	0	1
1	0	1	0	0	0
0	1	0.5	0	0	0
0	0	0	1	0	1
0	0	0	1	0	1
0	0	0	1	0	1
0	0	0	2	0	2
0	0	0	2	0	2
1	1	1.5	30.5	3	29

**SUPERNUMERARY POSTS**Administration and Support Grades

Executive Officer  
GHA Junior Clerk

Nursing

Registered Nurse  
Nursing Assistant  
Staff Midwife  
Diabetes Nurse Specialist  
Nurse Practitioner  
Chemotherapy Nurse  
Clinical Nurse Specialist in Sexual Health  
Chemotherapy Nurse Specialist

Medical and Allied Professions

Senior Physiotherapist I  
Senior Physiotherapist II  
Consultant  
General Practitioner  
Palliative Care Doctor  
Clinical Psychologist  
Clinical Pharmacist

2022/23			2021/22		
FT	PT/JS	TOTAL FTE	TOTAL FTE	PT/JS	FT
963	104	1015	1009	92	963

## (iii) INDUSTRIAL STAFF

2022/23			2021/22		
FT	PT/JS	TOTAL FTE	TOTAL FTE	PT/JS	FT
113	77	151.5	146	66	113

## (iv) GIBRALTAR DEVELOPMENT CORPORATION STAFF (Source: Human Resources Department)

2022/23			2021/22		
FT	PT/JS	TOTAL FTE	TOTAL FTE	PT/JS	FT
18	1	18.5	27	0	27

**SUMMARY**

2022/23			2021/22		
FT	PT/JS	TOTAL FTE	TOTAL FTE	PT/JS	FT
1094	182	1185	1182	158	1103

**TOTAL GIBRALTAR HEALTH  
AUTHORITY**

Appendix F (cont)

<b>GIBRALTAR HEALTH AUTHORITY</b>	<b>ESTIMATE</b>	<b>FORECAST</b>	<b>ESTIMATE</b>	<b>ACTUAL</b>
	<b>2022/2023</b>	<b>2021/2022</b>	<b>2021/2022</b>	<b>2019/2021</b>
	<b>£</b>	<b>£</b>	<b>£</b>	<b>£</b>
<b>Recurrent Receipts</b>				
Contributions from Consolidated Fund - Head 46: (i)				
Contribution from Revenues Received	78,450,000	76,014,384	62,460,000	127,619,436
Additional Contribution	45,855,000	70,335,023	68,022,000	167,986,000
	124,305,000	146,349,407	130,482,000	295,605,436
Contribution from Social Assistance Fund (ii)				
Contribution from Statutory Benefits Fund	3,500,000	3,500,000	3,500,000	7,000,000
	632,000	602,000	602,000	1,118,724
	128,437,000	150,451,407	134,584,000	303,724,160
Contribution from the COVID-19 Response Fund (iii)				
	0	20,137,593	5,500,000	19,102,329
<b>Total Recurrent Receipts</b>	<b>128,437,000</b>	<b>170,589,000</b>	<b>140,084,000</b>	<b>322,826,489</b>
<b>Recurrent Payments</b>				
<u>Personal Emoluments</u>				
(1) Salaries	42,500,000	42,000,000	43,580,000	84,327,739
(2) Overtime:				
(i) Conditioned	2,140,000	2,100,000	2,140,000	4,044,651
(ii) Emergency	1,000	880,000	1,000	1,124,792
(iii) Manning Level Maintenance	1,000	1,320,000	735,000	1,436,918
(iv) Discretionary	0	0	0	1,444,526
	2,142,000	4,300,000	2,876,000	8,050,887
(3) Allowances	8,000,000	8,410,000	7,759,000	15,590,457
(4) Gratuities	900,000	815,000	970,000	2,024,805
(5) Employer's Social Insurance Contributions	2,850,000	2,725,000	2,150,000	0
(6) Employer's Pension Contributions	3,750,000	4,340,000	3,650,000	0
	60,142,000	62,590,000	60,985,000	109,993,888
<u>Ambulance Service (iv)</u>				
Salaries	0	0	0	2,715,280
<u>Overtime:</u>				
Conditioned	0	0	0	290,453
Emergency	0	0	0	90,201
Manning Level Maintenance	0	0	0	179,093
Discretionary	0	0	0	120,033
	0	0	0	679,780
Allowances	0	0	0	1,057,063
	0	0	0	4,452,123
<u>Industrial Wages</u>				
(7) Basic Wages	3,015,000	3,300,000	3,236,000	6,547,811
(8) Overtime:				
(i) Conditioned	890,000	900,000	460,000	1,242,378
(ii) Emergency	1,000	310,000	1,000	309,380
(iii) Manning Level Maintenance	1,000	465,000	185,000	478,554
(iv) Discretionary	0	0	0	1,459,113
	892,000	1,675,000	646,000	3,489,425
(9) Allowances	120,000	120,000	70,000	209,579
(10) Employer's Social Insurance Contributions	420,000	420,000	350,000	0
(11) Employer's Pension Contributions	326,000	320,000	310,000	0
	4,773,000	5,835,000	4,612,000	10,246,815
<u>Employer's Social Insurance Contributions (v)</u>				
Employer's Pension Contributions (v)	0	0	0	5,245,858
	0	0	0	7,175,080
	0	0	0	12,420,938
<b>Total Personal Emoluments</b>	<b>64,915,000</b>	<b>68,425,000</b>	<b>65,597,000</b>	<b>137,113,764</b>

(i) Contribution for recurrent expenditure under Head 46 Health and Social Care (page 139)

(ii) Appendix K - Social Assistance Fund (page 253)

(iii) Appendix S - COVID-19 Response Fund (page 292)

(iv) From 2021/22 included under non-industrial GHA payroll subheads

(v) From 2021/22 split between industrial and non-industrial payroll subheads

\* Appendix R - List of Retitled Subheads (page 289)



## Appendix F (cont)

GIBRALTAR HEALTH AUTHORITY (cont)	ESTIMATE	FORECAST	ESTIMATE	ACTUAL
	2022/2023	OUTTURN 2021/2022	2021/2022	2019/2021
	£	£	£	£
<b>Recurrent Payments</b> (cont)				
<u>Other Recurrent Expenditure</u>				
(12) Relief Cover	1,000,000	11,100,000	2,500,000	12,925,123
(13) Visiting Consultants Fees and Expenses and Other Contracted Medical Services	1,700,000	2,200,000	2,000,000	5,514,564
(14) Recruitment Expenses*	750,000	2,000,000	900,000	2,983,860
(15) General Expenses	120,000	380,000	90,000	276,372
(16) Electricity and Water	960,000	1,175,000	1,000,000	2,112,430
(17) Telephone Service	300,000	500,000	296,000	700,618
(18) Printing and Stationery*	85,000	90,000	72,000	283,785
(19) Computer and Office Equipment Expenses*	1,350,000	1,040,000	347,000	1,678,860
(20) Postage Expenses	10,000	42,000	10,000	27,777
(21) GPMS Prescriptions	9,000,000	12,100,000	12,500,000	24,994,207
(22) Drugs and Pharmaceuticals	9,000,000	9,500,000	9,000,000	19,936,104
(23) Medical Departments	5,775,000	18,250,000	3,800,000	16,872,580
(24) Medical and Surgical Appliances	2,000,000	2,830,000	2,200,000	5,747,381
(25) Uniforms and Protective Clothing*	300,000	360,000	300,000	718,345
(26) Patients Appliances	360,000	460,000	350,000	922,029
(27) Dressings, Aids, Medical Gases and Tests*	1,750,000	2,830,000	1,700,000	12,716,919
(28) Provisions	650,000	600,000	685,000	1,377,208
(29) Laundry Expenses	415,000	575,000	400,000	1,212,800
(30) Cleaning Expenses	302,000	430,000	200,000	921,420
(31) Transport Expenses*	450,000	295,000	110,000	746,202
(32) Fuel and Gas	280,000	125,000	250,000	0
(33) Compensation and Legal Costs	1,000	1,240,000	115,000	2,399,425
(34) Official Visits and Functions*	5,000	0	5,000	35,471
(35) School of Health Studies Expenses	500,000	380,000	600,000	1,334,602
(36) Insurance Expenses*	3,700,000	4,000,000	3,500,000	6,627,684
(37) Sponsored Patients	10,000,000	14,750,000	13,500,000	33,643,986
(38) Dialysis	350,000	440,000	300,000	899,050
(39) Rents and Service Charges*	150,000	35,000	30,000	67,836
(40) Registration Board	62,000	160,000	50,000	236,182
(41) Repairs and Maintenance	375,000	800,000	375,000	726,943
(42) Disposal of Clinical Waste	1,490,000	2,420,000	1,175,000	3,816,897
(43) Techno-Medical Services provided by GEA	1,350,000	1,270,000	1,350,000	2,694,156
(44) Other Maintenance Agreements	1,500,000	1,600,000	1,450,000	2,866,725
(45) Contribution to Gibraltar Development Corporation - Staff Services (i)	579,000	675,000	656,000	1,546,815
(46) Fire Prevention	20,000	5,000	20,000	57,889
(47) Ex-Gratia Payments	1,000	30,000	1,000	355,213
<i>carried forward</i>	56,640,000	94,687,000	61,837,000	169,977,458

(i) Appendix B - Gibraltar Development Corporation (page 185)

\* Appendix R - List of Retitled Subheads (page 289)

## Appendix F (cont)

GIBRALTAR HEALTH AUTHORITY (cont)	ESTIMATE	FORECAST	ESTIMATE	ACTUAL
	2022/2023	OUTTURN 2021/2022	2021/2022	2019/2021
	£	£	£	£
<i>brought forward</i>	56,640,000	94,687,000	61,837,000	169,977,458
<b>Recurrent Payments</b> (cont)				
<u>Other Recurrent Expenditure</u> (cont)				
<b>Rentals:</b>				
(48) Europort Paediatric Centre	498,000	495,000	504,000	1,311,952
(49) Europort PCC - New Build	691,000	875,000	780,000	338,957
(50) Information Management & Technology - Europort	51,000	32,000	55,000	0
(51) Finance & Procurement Europort	115,000	146,000	106,000	0
(52) Hospital Rental	5,080,000	5,035,000	5,030,000	9,911,420
	6,435,000	6,583,000	6,475,000	11,562,329
<b>Contracted Services:</b>				
(53) Security Services*	424,000	875,000	605,000	1,579,981
(54) Upkeep of Planted Areas*	3,000	3,000	30,000	26,495
(55) Radio Communication System - Gibtelecom Ltd	20,000	16,000	40,000	37,671
	447,000	894,000	675,000	1,644,147
<i>Equipment Spares/Repairs (i)</i>	0	0	0	659,464
<i>CT Scanner - Finance Repayment</i>	0	0	0	221,294
<i>ICC Health Centre</i>	0	0	0	1,433,757
<i>GHA Ambulance Service - Direct Expenses</i>	0	0	0	214,920
<i>Losses of Public Funds</i>	0	0	0	80
<b>Total Other Recurrent Payments</b>	63,522,000	102,164,000	68,987,000	185,713,449
<b>Total Recurrent Operating Expenditure</b>	128,437,000	170,589,000	134,584,000	322,827,213
COVID-19 Response Fund				
Other Expenses (ii) (iii)	0	0	5,500,000	0
<b>Total Payments</b>	128,437,000	170,589,000	140,084,000	322,827,213
<b>SUMMARY - RECURRENT</b>				
<b>Surplus/(Deficit) brought forward</b>	0	0	0	792
<b>Receipts</b>	128,437,000	170,589,000	140,084,000	322,826,489
<b>Payments</b>	(128,437,000)	(170,589,000)	(140,084,000)	(322,827,213)
<b>Surplus/(Deficit) carried forward</b>	0	0	0	68
<b>CAPITAL ACCOUNT</b>				
<b>Surplus/(Deficit) brought forward</b>	0	0	0	869
<b>Receipts</b>				
Contribution from the Improvement and Development Fund - Head 101 (iv)	2,000,000	1,940,000	2,000,000	12,118,000
Contribution from the COVID-19 Response Fund (ii)	0	224,625	625,000	3,545,356
<b>Total Capital Receipts</b>	2,000,000	2,164,625	2,625,000	15,664,225
<b>Payments</b>				
Works and Equipment	2,000,000	1,940,000	2,000,000	12,118,079
COVID-19 Response Fund				
Capital Expenses (ii)	0	224,625	625,000	3,545,356
<b>Total Capital Payments</b>	2,000,000	2,164,625	2,625,000	15,663,435
<b>Capital Account Surplus/(Deficit)</b>	0	0	0	790
<b>SUMMARY - CAPITAL</b>				
<b>Receipts</b>	2,000,000	2,164,625	2,625,000	15,664,225
<b>Payments</b>	(2,000,000)	(2,164,625)	(2,625,000)	(15,663,435)
<b>Surplus/(Deficit) carried forward</b>	0	0	0	790

- (i) From 2021/22 included under 'Repairs and Maintenance'  
(ii) Appendix S - COVID-19 Response Fund (page 292)  
(iii) Funding will be provided to the level required should the need arise  
(iv) Contribution for capital expenditure

<b>GIBRALTAR HEALTH AUTHORITY - COVID-19 RESPONSE FUND</b>	<b>ESTIMATE 2022/2023</b>	<b>FORECAST OUTTURN 2021/2022</b>	<b>ESTIMATE 2021/2022</b>	<b>ACTUAL 2019/2021</b>
	£	£	£	£
<b>Recurrent Receipts</b>				
Contribution from the COVID-19 Response Fund (i)	0	20,137,593	5,500,000	19,102,329
<b>Total Recurrent Receipts</b>	<b>0</b>	<b>20,137,593</b>	<b>5,500,000</b>	<b>19,102,329</b>
<b>Recurrent Payments</b>				
<u>Personal Emoluments</u>				
(1) Salaries	0	0	0	2,265,895
(2) Overtime:				
(i) Conditioned	0	0	0	0
(ii) Emergency	0	132,305	0	0
(iii) Manning Level Maintenance	0	251,989	0	0
(iv) Discretionary	0	39,369	0	0
	0	423,663	0	0
(3) Allowances	0	0	0	125,158
(4) Gratuities	0	0	0	0
(5) Employer's Social Insurance Contributions	0	0	0	0
(6) Employer's Pension Contributions	0	0	0	0
	0	423,663	0	2,391,053
<u>Ambulance Service</u>				
Salaries	0	0	0	0
Overtime:				
Conditioned	0	0	0	0
Emergency	0	0	0	0
Manning Level Maintenance	0	0	0	0
Discretionary	0	0	0	0
	0	0	0	0
Allowances	0	0	0	0
	0	0	0	0
<u>Industrial Wages</u>				
(7) Basic Wages	0	0	0	0
(8) Overtime:				
(i) Conditioned	0	0	0	0
(ii) Emergency	0	0	0	0
(iii) Manning Level Maintenance	0	0	0	0
(iv) Discretionary	0	0	0	0
	0	0	0	0
(9) Allowances	0	0	0	0
(10) Employer's Social Insurance Contributions	0	0	0	0
(11) Employer's Pension Contributions	0	0	0	0
	0	0	0	0
Employer's Social Insurance Contributions	0	0	0	58,910
Employer's Pension Contributions	0	0	0	64,195
	0	0	0	123,105
<b>Total Personal Emoluments</b>	<b>0</b>	<b>423,663</b>	<b>0</b>	<b>2,514,158</b>

(i) Funding will be provided to the level required should the need arise. In the light of the outturn for 2021/22 the Gibraltar Health Authority has estimated that should another outbreak occur, the provision required would be in the region of £8m to £10m

GIBRALTAR HEALTH AUTHORITY - COVID-19 RESPONSE FUND (cont)	ESTIMATE	FORECAST	ESTIMATE	ACTUAL
	2022/2023	OUTTURN 2021/2022	2021/2022	2019/2021
	£	£	£	£
<b>Recurrent Payments</b> (cont)				
<u>Other Recurrent Expenditure</u>				
(12) Relief Cover	0	4,361,253	0	755,306
(13) Visiting Consultants Fees and Expenses and Other Contracted Medical Services	0	100,000	0	0
(14) Recruitment Contractual Expenses and Accommodation	0	813,077	0	321,167
(15) General Expenses	0	71,228	0	12,082
(16) Electricity and Water	0	5,317	0	0
(17) Telephone Service	0	36,717	0	24,922
(18) Printing and Stationery	0	7,803	0	12,834
(19) Computer and Office Equipment Expenses	0	77,277	0	188,822
(20) Postage Expenses	0	0	0	0
(21) GPMS Prescriptions	0	0	0	0
(22) Drugs and Pharmaceuticals	0	28,993	0	371,602
(23) Medical Departments	0	13,146,187	0	6,797,753
(24) Medical and Surgical Appliances	0	0	0	0
(25) Uniforms and Protective Clothing	0	13,174	0	770
(26) Patients Appliances	0	0	0	0
(27) Dressings, Aids, Medical Gases and Tests	0	78,113	0	7,553,059
(28) Provisions	0	355	0	25,678
(29) Laundry Expenses	0	0	0	0
(30) Cleaning Expenses	0	45,967	0	135,953
(31) Transport Expenses	0	0	0	0
(32) Fuel and Gas	0	0	0	0
(33) Compensation and Legal Costs	0	0	0	0
(34) Official Visits and Functions	0	0	0	0
(35) School of Health Studies Expenses	0	0	0	0
(36) Insurance Expenses	0	64,047	0	0
(37) Sponsored Patients	0	0	0	0
(38) Dialysis	0	0	0	0
(39) Rents and Service Charges	0	0	0	0
(40) Registration Board	0	0	0	0
(41) Repairs and Maintenance	0	81,568	0	161,631
(42) Disposal of Clinical Waste	0	357,058	0	75,531
(43) Techno-Medical Services provided by GEA	0	0	0	0
(44) Other Maintenance Agreements	0	0	0	0
(45) Contribution to Gibraltar Development Corporation - Staff Services	0	0	0	0
(46) Fire Prevention	0	0	0	0
(47) Ex-Gratia Payments	0	0	0	0
<i>carried forward</i>	0	19,288,134	0	16,437,110

<b>GIBRALTAR HEALTH AUTHORITY - COVID-19 RESPONSE FUND</b> (cont)	<b>ESTIMATE</b> 2022/2023	<b>FORECAST</b> <b>OUTTURN</b> 2021/2022	<b>ESTIMATE</b> 2021/2022	<b>ACTUAL</b> 2019/2021
	£	£	£	£
<i>brought forward</i>	0	19,288,134	0	16,437,110
<b>Recurrent Payments</b> (cont)				
<u>Other Recurrent Expenditure</u> (cont)				
<b>Rentals:</b>				
(48) Europort Paediatric Centre	0	0	0	0
(49) Europort PCC - New Build	0	0	0	0
(50) Information Management & Technology - Europort	0	0	0	0
(51) Finance & Procurement Europort	0	0	0	0
(52) Hospital Rental	0	0	0	0
	0	0	0	0
<b>Contracted Services:</b>				
(53) Security Services	0	425,796	0	151,061
(54) Upkeep of Planted Areas	0	0	0	0
(55) Radio Communication System - Gibtelecom Ltd	0	0	0	0
	0	425,796	0	151,061
<i>Equipment Spares/Repairs</i>	0	0	0	0
<i>CT Scanner - Finance Repayment</i>	0	0	0	0
<i>ICC Health Centre</i>	0	0	0	0
<i>GHA Ambulance Service - Direct Expenses</i>	0	0	0	0
<i>Losses of Public Funds</i>	0	0	0	0
Total Other Recurrent Payments	0	19,713,930	0	16,588,171
Total Recurrent Operating Expenditure	0	20,137,593	0	19,102,329
COVID-19 Response Fund Other Expenses	0	0	5,500,000	0
Total Payments	0	20,137,593	5,500,000	19,102,329
<b><u>SUMMARY - RECURRENT</u></b>				
Surplus/(Deficit) brought forward	0	0	0	0
Receipts	0	20,137,593	5,500,000	19,102,329
Payments	0	(20,137,593)	(5,500,000)	(19,102,329)
Surplus/(Deficit) carried forward	0	0	0	0
<b><u>CAPITAL ACCOUNT</u></b>				
Surplus/(Deficit) brought forward	0	0	0	0
<b><u>Receipts</u></b>				
Contribution from the COVID-19 Response Fund	0	224,625	625,000	3,545,356
Total Capital Receipts	0	224,625	625,000	3,545,356
<b><u>Payments</u></b>				
COVID-19 Response Fund Capital Expenses	0	224,625	625,000	3,545,356
Total Capital Payments	0	224,625	625,000	3,545,356
Capital Account Surplus/(Deficit)	0	0	0	0
<b><u>SUMMARY - CAPITAL</u></b>				
Receipts	0	224,625	625,000	3,545,356
Payments	0	(224,625)	(625,000)	(3,545,356)
Surplus/(Deficit) carried forward	0	0	0	0

**GIBRALTAR HEALTH AUTHORITY - ELDERLY RESIDENTIAL SERVICES SECTION**(i) Minister: Minister for Digital, Financial Services, Health Authority and Public Utilities(ii) **ESTABLISHMENT**

2022/2023			2021/2022		
TOTAL			TOTAL		
FT	PT/JS	FTE	FTE	PT/JS	FT
2	0	2	2	0	2
2	1	2.5	5.5	3	4
2	0	2	2	0	2
1	0	1	1	0	1
1	0	1	1	0	1
0	0	0	1	0	1
0	0	0	1	0	1
8	1	8.5	13.5	3	12

2022/2023			2021/2022		
TOTAL			TOTAL		
FT	PT/JS	FTE	FTE	PT/JS	FT
1	0	1	1	0	1
2	1	2.5	2	2	1
1	0	1	1	0	1
1	0	1	1	0	1
1	0	1	1	0	1
3	0	3	3	0	3
1	0	1	1	0	1
7	0	7	7	0	7
27	2	28	31.5	3	30
1	0	1	2	0	2
14	0	14	16.5	1	16
143	37	161.5	174.5	39	155
2	0	2	2	0	2
1	0	1	2	0	2
1	1	1.5	2	2	1
206	41	226.5	247.5	47	224

2022/2023			2021/2022		
TOTAL			TOTAL		
FT	PT/JS	FTE	FTE	PT/JS	FT
214	42	235	261	50	236

**ELDERLY RESIDENTIAL SERVICES****ADMINISTRATIVE GRADES**

Executive Officer  
 Administrative Officer  
 Personal Secretary  
 Catering Manager  
 Technical Officer (PTO)  
*Facilities and Operations Manager*  
*Administrative Assistant*

**NURSING GRADES**

Care Manager with Nursing Responsibilities  
 General Practitioner  
 Speech and Language Therapist  
 Occupational Therapist  
 Nursing Co-ordinator  
 Deputy Nursing Co-ordinator  
 Matron  
 Sister/Charge Nurse  
 Registered General Nurse  
 Practice Development Sisters  
 Enrolled Nurse  
 Nursing Assistant  
 Physiotherapist Helper  
 Physiotherapist (Senior I)  
 Physiotherapist (Senior II)

**GIBRALTAR HEALTH AUTHORITY - ELDERLY RESIDENTIAL SERVICES SECTION**

(iii) **INDUSTRIAL STAFF**

FT	PT/JS	2022/2023	2021/2022	PT/JS	FT
		TOTAL FTE	TOTAL FTE		
62	2	63	69.5	5	67

(iv) **GIBRALTAR DEVELOPMENT CORPORATION STAFF** (Source: Human Resources Department)

FT	PT/JS	2022/2023	2021/2022	PT/JS	FT
		TOTAL FTE	TOTAL FTE		
8	0	8	7	0	7

**SUMMARY**

FT	PT/JS	2022/2023	2021/2022	PT/JS	FT
		TOTAL FTE	TOTAL FTE		
284	44	306	337.5	55	310

**TOTAL GHA - ELDERLY RESIDENTIAL SERVICES SECTION**

GIBRALTAR HEALTH AUTHORITY - ELDERLY RESIDENTIAL SERVICES	ESTIMATE	FORECAST	ESTIMATE	ACTUAL
	2022/2023	2021/2022	2021/2022	2019/2021
	£	£	£	£
<b>Receipts</b>				
Contributions from Consolidated Fund - Head 47: (i)				
Contribution from Revenues Received	1,500,000	1,380,000	1,675,000	3,422,620
Additional Contribution	21,869,000	23,843,497	22,142,000	46,038,000
	23,369,000	25,223,497	23,817,000	49,460,620
Contribution from the COVID-19 Response Fund (ii)	120,000	962,503	738,000	2,630,575
<b>Total Recurrent Receipts</b>	<b>23,489,000</b>	<b>26,186,000</b>	<b>24,555,000</b>	<b>52,091,195</b>
<b>Payments</b>				
<u>Personal Emoluments</u>				
(1) Salaries	6,544,000	7,370,000	6,620,000	14,276,865
(2) Overtime:				
(i) Conditioned	540,000	600,000	350,000	1,150,063
(ii) Emergency	1,000	15,000	1,000	15,321
(iii) Manning Level Maintenance	108,000	80,000	100,000	225,135
(iv) Discretionary	0	0	0	43,582
	649,000	695,000	451,000	1,434,101
(3) Allowances	2,000,000	2,180,000	1,977,000	4,068,199
(4) Gratuities	10,000	10,000	10,000	19,149
(5) Employer's Social Insurance Contributions	574,000	705,000	600,000	0
(6) Employer's Pension Contributions	889,000	875,000	870,000	0
	10,666,000	11,835,000	10,528,000	19,798,314
<u>Industrial Wages</u>				
(7) Basic Wages	1,274,000	1,570,000	1,414,000	3,153,336
(8) Overtime:				
(i) Conditioned	350,000	415,000	330,000	0
(ii) Emergency	1,000	30,000	1,000	0
(iii) Manning Level Maintenance	15,000	15,000	30,000	0
(iv) Discretionary	0	0	0	948,053
	366,000	460,000	361,000	948,053
(9) Allowances	197,000	200,000	197,000	372,216
(10) Employer's Social Insurance Contributions	148,000	175,000	136,000	0
(11) Employer's Pension Contributions	191,000	190,000	180,000	0
	2,176,000	2,595,000	2,288,000	4,473,605
<i>Employer's Social Insurance Contributions (iii)</i>	0	0	0	1,501,827
<i>Employer's Pension Contributions (iii)</i>	0	0	0	2,080,977
	0	0	0	3,582,804
<b>Total Personal Emoluments</b>	<b>12,842,000</b>	<b>14,430,000</b>	<b>12,816,000</b>	<b>27,854,723</b>
<u>Other Recurrent Expenditure</u>				
(12) Relief Cover	594,000	780,000	940,000	1,658,800
(13) Recruitment Expenses*	1,000	3,000	1,000	2,456
(14) Residents Pocket Money	110,000	85,000	175,000	214,469
(15) Dressings, Aids, Medical Gases and Tests*	198,000	270,000	330,000	2,353,968
(16) Uniforms and Protective Clothing*	100,000	60,000	114,000	237,908
(17) Disposal of Clinical Waste*	350,000	485,000	500,000	917,996
(18) Provisions	450,000	435,000	510,000	919,895
(19) Assistance to Residents	32,000	25,000	34,000	60,745
(20) Laundry Expenses	24,000	35,000	40,000	69,136
(21) Cleaning Expenses	73,000	80,000	80,000	290,349
<i>carried forward</i>	1,932,000	2,258,000	2,724,000	6,725,722

(i) Contribution for recurrent expenditure under Head 47 Gibraltar Health Authority - Elderly Residential Services Section (page 141)

(ii) Appendix S - COVID-19 Response Fund (page 292)

(iii) From 2021/22 split between industrial and non-industrial payroll subheads

\* Appendix R - List of Retitled Subheads (page 289)



GIBRALTAR HEALTH AUTHORITY - ELDERLY RESIDENTIAL SERVICES SECTION (cont)	ESTIMATE	FORECAST	ESTIMATE	ACTUAL
	2022/2023	OUTTURN 2021/2022	2021/2022	2019/2021
	£	£	£	£
<i>brought forward</i>	1,932,000	2,258,000	2,724,000	6,725,722
<b>Payments</b> (cont)				
<u>Other Recurrent Expenditure</u> (cont)				
(22) General Expenses	23,000	47,000	18,000	43,784
(23) Electricity and Water	260,000	270,000	247,000	217,110
(24) Telephone Service	52,000	45,000	60,000	61,507
(25) Printing and Stationery	10,000	25,000	10,000	27,022
(26) Computer and Office Equipment Expenses*	48,000	20,000	49,000	80,556
(27) Books and Subscriptions*	5,000	0	5,000	4,685
(28) Training Expenses*	78,000	25,000	85,000	105,218
(29) Rents and Service Charges	68,000	68,000	68,000	135,360
(30) Fuel and Gas	14,000	12,000	14,000	38,952
(31) Transport Expenses*	10,000	25,000	10,000	18,042
(32) Insurance Expenses*	19,000	19,000	18,000	34,359
(33) Repairs and Maintenance*	84,000	160,000	70,000	260,587
(34) Contingencies	1,000	35,000	1,000	26,716
(35) Pharmaceutical Stock Items	75,000	25,000	75,000	0
(36) Contribution to Gibraltar Development Corporation - Staff Services (i)	260,000	235,000	206,000	460,165
<b>Contracted Services:</b>				
(37) Cleaning Services*	30,000	265,000	30,000	228,304
(38) Upkeep of Planted Areas*	2,000	2,000	2,000	2,664
(39) Lift Maintenance	34,000	15,000	36,000	17,454
(40) Security Services	81,000	125,000	81,000	208,644
(41) Dementia Residential Facility	3,328,000	3,630,000	3,308,000	7,137,643
(42) John Mackintosh Wing	2,932,000	3,270,000	2,714,000	5,970,363
(43) Dementia Day Care Facility	1,181,000	1,180,000	1,170,000	2,394,365
<i>IT Support</i> (ii)	0	0	0	36,745
<b>Total Other Recurrent Expenditure</b>	<b>10,527,000</b>	<b>11,756,000</b>	<b>11,001,000</b>	<b>24,235,967</b>
<b>Total Recurrent Operating Expenditure</b>	<b>23,369,000</b>	<b>26,186,000</b>	<b>23,817,000</b>	<b>52,090,690</b>
COVID-19 Response Fund Other Expenses (iii) (iv)	120,000	0	738,000	0
<b>Total Payments</b>	<b>23,489,000</b>	<b>26,186,000</b>	<b>24,555,000</b>	<b>52,090,690</b>
<b>SUMMARY - RECURRENT</b>				
<b>Surplus/(Deficit) brought forward</b>	<b>0</b>	<b>0</b>	<b>0</b>	<b>104</b>
<b>Receipts</b>	<b>23,489,000</b>	<b>26,186,000</b>	<b>24,555,000</b>	<b>52,091,195</b>
<b>Payments</b>	<b>(23,489,000)</b>	<b>(26,186,000)</b>	<b>(24,555,000)</b>	<b>(52,090,690)</b>
<b>Surplus/(Deficit) carried forward</b>	<b>0</b>	<b>0</b>	<b>0</b>	<b>609</b>

(i) Appendix B - Gibraltar Development Corporation (page 185)

(ii) From 2021/22 included under 'Computer and Office Equipment Expenses'

(iii) Appendix S - COVID-19 Response Fund (page 292)

(iv) Provision made to maintain higher standards of sanitation in order to continue to protect the vulnerable residents

\* Appendix R - List of Retitled Subheads (page 289)

<b>GIBRALTAR HEALTH AUTHORITY - ELDERLY RESIDENTIAL SERVICES SECTION (cont)</b>	<b>ESTIMATE 2022/2023</b>	<b>FORECAST OUTTURN 2021/2022</b>	<b>ESTIMATE 2019/2021</b>	<b>ACTUAL 2019/2021</b>
	<b>£</b>	<b>£</b>	<b>£</b>	<b>£</b>
<b><u>CAPITAL ACCOUNT</u></b>				
Surplus/(Deficit) brought forward	0	0	0	852
<b><u>Receipts</u></b>				
Contribution from the Improvement and Development Fund - Head 101 (i)	250,000	310,000	500,000	504,000
Contribution from the COVID-19 Response Fund (ii)	0	17,834	0	111,610
Total Capital Receipts	250,000	327,834	500,000	616,462
<b><u>Payments</u></b>				
Works and Equipment	250,000	310,000	500,000	504,503
COVID-19 Response Fund Capital Expenses (ii)	0	17,834	0	111,610
Total Capital Payments	250,000	327,834	500,000	616,113
Capital Account Surplus/(Deficit)	0	0	0	349
<b><u>SUMMARY - CAPITAL</u></b>				
<b>Receipts</b>	<b>250,000</b>	<b>327,834</b>	<b>500,000</b>	<b>616,462</b>
<b>Payments</b>	<b>(250,000)</b>	<b>(327,834)</b>	<b>(500,000)</b>	<b>(616,113)</b>
<b>Surplus/(Deficit) carried forward</b>	<b>0</b>	<b>0</b>	<b>0</b>	<b>349</b>

(i) Contribution for capital expenditure

(ii) Appendix S - COVID-19 Response Fund (page 292)

<b>GIBRALTAR HEALTH AUTHORITY - ELDERLY RESIDENTIAL SERVICES SECTION - COVID-19 RESPONSE FUND</b>	<b>ESTIMATE 2022/2023</b>	<b>FORECAST OUTTURN 2021/2022</b>	<b>ESTIMATE 2021/2022</b>	<b>ACTUAL 2019/2021</b>
	£	£	£	£
<b>Receipts</b>				
Contribution from the COVID-19 Response Fund (i)	120,000	962,503	738,000	2,630,575
Total Recurrent Receipts	120,000	962,503	738,000	2,630,575
<b>Payments</b>				
<u>Personal Emoluments</u>				
(1) Salaries	0	0	0	170,234
(2) Overtime:				
(I) Conditioned	0	0	0	0
(II) Emergency	0	0	0	0
(III) Manning Level Maintenance	0	0	0	63,825
(IV) Discretionary	0	0	0	0
	0	0	0	63,825
(3) Allowances	0	0	0	0
(4) Gratuities	0	0	0	0
(5) Employer's Social Insurance Contributions	0	0	0	0
(6) Employer's Pension Contributions	0	0	0	0
	0	0	0	234,059
<u>Industrial Wages</u>				
(7) Basic Wages	0	0	0	156,584
(8) Overtime:				
(I) Conditioned	0	0	0	0
(II) Emergency	0	0	0	0
(III) Manning Level Maintenance	0	0	0	0
(IV) Discretionary	0	0	0	0
	0	0	0	0
(9) Allowances	0	0	0	0
(10) Employer's Social Insurance Contributions	0	0	0	0
(11) Employer's Pension Contributions	0	0	0	0
	0	0	0	156,584
<i>Employer's Social Insurance Contributions</i>	0	0	0	0
<i>Employer's Pension Contributions</i>	0	0	0	0
	0	0	0	0
Total Personal Emoluments	0	0	0	390,643
<u>Other Recurrent Expenditure</u>				
(12) Relief Cover	0	145,864	0	158,286
(13) Recruitment Expenses	0	180	0	0
(14) Residents Pocket Money	0	0	0	0
(15) Dressings, Aids, Medical Gases and Tests	0	71,295	0	1,361,600
(16) Uniforms and Protective Clothing	0	2,704	0	25,530
(17) Disposal of Clinical Waste	0	0	0	1,702
(18) Provisions	0	1,529	0	0
(19) Assistance to Residents	0	0	0	0
(20) Laundry Expenses	0	3,080	0	0
(21) Cleaning Expenses	0	5,654	0	127,650
<i>carried forward</i>	0	230,306	0	1,674,768

(i) Provision made to maintain higher standards of sanitation in order to continue to protect the vulnerable residents

<b>GIBRALTAR HEALTH AUTHORITY - ELDERLY RESIDENTIAL SERVICES SECTION - COVID-19 RESPONSE FUND (cont)</b>	<b>ESTIMATE 2022/2023</b>	<b>FORECAST OUTTURN 2021/2022</b>	<b>ESTIMATE 2021/2022</b>	<b>ACTUAL 2019/2021</b>
	£	£	£	£
<i>brought forward</i>	0	230,306	0	1,674,768
<b>Payments (cont)</b>				
<u>Other Recurrent Expenditure (cont)</u>				
(22) General Expenses	0	2,014	0	850
(23) Electricity and Water	0	0	0	0
(24) Telephone Service	0	0	0	0
(25) Printing and Stationery	0	0	0	2,128
(26) Computer and Office Equipment Expenses	0	0	0	851
(27) Books and Subscriptions	0	0	0	0
(28) Training Expenses	0	0	0	2,553
(29) Rents and Service Charges	0	0	0	0
(30) Fuel and Gas	0	0	0	0
(31) Transport Expenses	0	0	0	0
(32) Insurance Expenses	0	0	0	0
(33) Repairs and Maintenance	0	0	0	5,532
(34) Contingencies	0	18,858	0	951
(35) Pharmaceutical Stock Items	0	21,466	0	0
(36) Contribution to Gibraltar Development Corporation - Staff Services	0	0	0	0
<b>Contracted Services:</b>				
(37) Cleaning Services	0	215,646	0	170,200
(38) Upkeep of Planted Areas	0	0	0	0
(39) Lift Maintenance	0	0	0	0
(40) Security Services	0	0	0	40,848
(41) Dementia Residential Facility	0	178,852	0	81,696
(42) John Mackintosh Wing	0	241,726	0	136,160
(43) Dementia Day Care Facility	0	53,635	0	110,630
<i>IT Support</i>	0	0	0	12,765
Total Other Recurrent Expenditure	0	962,503	0	2,239,932
Total Recurrent Operating Expenditure	0	962,503	0	2,630,575
COVID-19 Response Fund Other Expenses	120,000	0	738,000	0
Total Payments	120,000	962,503	738,000	2,630,575
<b><u>SUMMARY - RECURRENT</u></b>				
Surplus/(Deficit) brought forward	0	0	0	0
Receipts	120,000	962,503	738,000	2,630,575
Payments	(120,000)	(962,503)	(738,000)	(2,630,575)
Surplus/(Deficit) carried forward	0	0	0	0

<b>GIBRALTAR HEALTH AUTHORITY - ELDERLY RESIDENTIAL SERVICES SECTION - COVID-19 RESPONSE FUND (cont)</b>	<b>ESTIMATE 2022/2023</b>	<b>FORECAST OUTTURN 2021/2022</b>	<b>ESTIMATE 2021/2022</b>	<b>ACTUAL 2019/2021</b>
	<b>£</b>	<b>£</b>	<b>£</b>	<b>£</b>
<b><u>CAPITAL ACCOUNT</u></b>				
Surplus/(Deficit) brought forward	0	0	0	0
<b><u>Receipts</u></b>				
Contribution from the COVID-19 Response Fund	0	17,834	0	111,610
Total Capital Receipts	0	17,834	0	111,610
<b><u>Payments</u></b>				
COVID-19 Response Fund Capital Expenses	0	17,834	0	111,610
Total Capital Payments	0	17,834	0	111,610
Capital Account Surplus/(Deficit)	0	0	0	0
<b><u>SUMMARY - CAPITAL</u></b>				
Receipts	0	17,834	0	111,610
Payments	0	(17,834)	0	(111,610)
Surplus/(Deficit) carried forward	0	0	0	0

**CARE AGENCY**(i) Minister: Minister for Digital, Financial Services, Health Authority and Public Utilities(ii) **ESTABLISHMENT**

2022/2023			2021/2022		
FT	PT/JS	TOTAL FTE	TOTAL FTE	PT/JS	FT
1	0	1	1	0	1
1	0	1	1	0	1
1	0	1	1	0	1
2	0	2	1	0	1
6	0	6	6	0	6
1	0	1	1	0	1
2	1	2.5	2.5	1	2
7	3	8.5	6.5	3	5
9	1	9.5	11.5	1	11
0	0	0	1	0	1
<b>30</b>	<b>5</b>	<b>32.5</b>	<b>32.5</b>	<b>5</b>	<b>30</b>

2022/2023			2021/2022		
FT	PT/JS	TOTAL FTE	TOTAL FTE	PT/JS	FT
1	0	1	1	0	1
3	0	3	3	0	3
4	0	4	4	0	4
1	0	1	1	0	1
5	0	5	5	0	5
2	0	2	2	0	2
21	2	22	22	2	21
5	0	5	5	0	5
4	0	4	4	0	4
1	0	1	1	0	1
2	0	2	2	0	2
6	0	6	3	0	3
<b>55</b>	<b>2</b>	<b>56</b>	<b>53</b>	<b>2</b>	<b>52</b>

**CARE AGENCY****ADMINISTRATIVE GRADES**

Chief Executive  
 Senior Executive Officer  
 Administrative Social Work and  
 Information Manager  
 Higher Executive Officer  
 Executive Officer  
 Training Coordinator  
 Personal Secretary  
 Administrative Officer  
 Administrative Assistant  
 Professional Technical Officer

**OTHER GRADES**

Director for Safety and Standards  
 Head of Service  
 Team Manager  
 Head of Psychology and Therapy  
 Senior Social Worker  
 Counselling Psychologist  
 Social Worker  
 Assistant Social Worker  
 Newly Qualified Social Worker  
 Day Centre Co-ordinator  
 Day Centre Assistant  
 Counsellor

**CARE AGENCY** (cont)

(ii) **ESTABLISHMENT** (cont)

2022/2023		2021/2022			
FT	PT/JS	TOTAL FTE	TOTAL FTE	PT/JS	FT
1	0	1	1	0	1
1	0	1	1	0	1
1	0	1	1	0	1
5	0	5	5	0	5
4	0	4	4	0	4
5	0	5	5	0	5
58	11	63.5	63.5	11	58
1	0	1	1	0	1
1	0	1	1	0	1
1	0	1	1	0	1
0	1	0.5	0.5	1	0
1	0	1	1	0	1
10	16	18	18	16	10
1	0	1	1	0	1
90	28	104	104	28	90

2022/2023		2021/2022			
FT	PT/JS	TOTAL FTE	TOTAL FTE	PT/JS	FT
1	0	1	1	0	1
9	0	9	9	0	9
41	2	42	42	2	41
0	1	0.5	0.5	1	0
51	3	52.5	52.5	3	51

2022/2023		2021/2022			
FT	PT/JS	TOTAL FTE	TOTAL FTE	PT/JS	FT
1	0	1	0	0	0
3	0	3	0	0	0
1	0	1	0	0	0
10	0	10	0	0	0
1	0	1	0	0	0
16	0	16	0	0	0

2022/2023		2021/2022			
FT	PT/JS	TOTAL FTE	TOTAL FTE	PT/JS	FT
242	38	261	242	38	223

(iii) **INDUSTRIAL STAFF**

2022/2023		2021/2022			
FT	PT/JS	TOTAL FTE	TOTAL FTE	PT/JS	FT
4	12	10	10	12	4

(iv) **GIBRALTAR DEVELOPMENT CORPORATION STAFF** (Source: Human Resources Department)

2022/2023		2021/2022			
FT	PT/JS	TOTAL FTE	TOTAL FTE	PT/JS	FT
8	0	8	4	0	4

**SUMMARY**

2022/2023		2021/2022			
FT	PT/JS	TOTAL FTE	TOTAL FTE	PT/JS	FT
254	50	279	256	50	231

**CARE AGENCY** (cont)

**DISABILITY CARE SERVICE**

Dr Giraldi Home  
 Manager  
 Deputy Manager - Disabilities  
 Charge Nurse  
 Registered Nurse  
 Unit Manager  
 Care Leader  
 Social Care Worker

St Bernadette's O/T  
 Manager  
 Occupational Therapist  
 Registered Nurse  
 Enrolled Nurse  
 Behavioural Support Officer  
 Care Worker  
 Handyman / Driver

**CHILDREN'S RESIDENTIALS**

Residential Home Manager  
 Senior Care Worker  
 Care worker  
 Teacher

**REHABILITATION CENTRE**

Manager  
 Counsellors  
 Administrative Officer  
 Care Worker  
 Registered Nurse

**TOTAL CARE AGENCY**

## Appendix H (cont)

CARE AGENCY	ESTIMATE	FORECAST	ESTIMATE	ACTUAL
	2022/2023	OUTTURN 2021/2022	2021/2022	2019/2021
	£	£	£	£
<b>Recurrent Receipts</b>				
Contributions from Consolidated Fund - Head 48: (i)				
Contributions from Revenue Received	0	822,000	0	0
Additional Contribution	19,330,000	19,588,918	17,456,000	35,880,000
	19,330,000	20,410,918	17,456,000	35,880,000
Contribution from the COVID-19 Response Fund (ii)	0	1,627,082	700,000	1,442,948
<b>Total Receipts</b>	<b>19,330,000</b>	<b>22,038,000</b>	<b>18,156,000</b>	<b>37,322,948</b>
<b>Recurrent Payments</b>				
<u>Personal Emoluments</u>				
(1) Salaries	5,873,000	5,475,000	5,700,000	10,388,786
(2) Overtime:				
(i) Conditioned	12,000	24,000	150,000	0
(ii) Emergency	1,000	60,000	1,000	0
(iii) Manning Level Maintenance	125,000	80,000	181,000	0
(iv) Discretionary	0	0	0	701,977
	138,000	164,000	332,000	701,977
(3) Allowances	982,000	1,090,000	900,000	1,724,546
(4) Gratuities	0	0	0	0
(5) Employer's Social Insurance Contributions	664,000	630,000	550,000	0
(6) Employer's Pension Contributions	733,000	705,000	600,000	0
	8,390,000	8,064,000	8,082,000	12,815,309
<u>Industrial Wages</u>				
(7) Basic Wages	194,000	148,000	194,000	237,416
(8) Overtime:				
(i) Conditioned	0	0	0	0
(ii) Emergency	0	3,000	0	0
(iii) Manning Level Maintenance	0	0	0	0
(iv) Discretionary	0	0	0	28,914
	0	3,000	0	28,914
(9) Allowances	4,000	5,000	2,000	3,747
(10) Employer's Social Insurance Contributions	9,000	14,000	15,000	0
(11) Employer's Pension Contributions	11,000	14,000	20,000	0
	218,000	184,000	231,000	270,077
<i>Employer's Social Insurance Contributions (iii)</i>	0	0	0	1,148,000
<i>Employer's Pension Contributions (iii)</i>	0	0	0	1,180,488
	0	0	0	2,328,488
<b>Total Personal Emoluments</b>	<b>8,608,000</b>	<b>8,248,000</b>	<b>8,313,000</b>	<b>15,413,874</b>
<u>Other Recurrent Expenditure</u>				
(12) Relief Cover	4,000,000	5,500,000	3,600,000	8,460,004
(13) Recruitment Expenses*	29,000	20,000	49,000	54,654
(14) Child Protection Committee	5,000	2,000	5,000	773
(15) Children's Services	790,000	600,000	790,000	1,204,692
(16) Dr Giraldi Home	385,000	350,000	350,000	796,184
<i>Contractual Expenses (iv)</i>	0	0	0	14,563
<i>carried forward</i>	<b>5,209,000</b>	<b>6,472,000</b>	<b>4,794,000</b>	<b>10,530,870</b>

(i) Contribution for recurrent expenditure under Head 48 Care Agency (page 143)

(ii) Appendix S - COVID-19 Response Fund (page 292)

(iii) From 2021/22 split between industrial and non-industrial payroll subheads

(iv) From 2021/22 included under 'Recruitment Expenses'

\* Appendix R - List of Retitled Subheads (page 289)



## Appendix H (cont)

CARE AGENCY (cont)	ESTIMATE	FORECAST	ESTIMATE	ACTUAL
	2022/2023	OUTTURN 2021/2022	2021/2022	2019/2021
	£	£	£	£
<i>brought forward</i>	5,209,000	6,472,000	4,794,000	10,530,870
<b>Payments</b> (cont)				
<u>Other Recurrent Expenditure</u> (cont)				
(17) General Expenses	15,000	10,000	14,000	58,166
(18) Electricity and Water	80,000	85,000	80,000	151,272
(19) Telephone Service	114,000	130,000	90,000	218,169
(20) Printing and Stationery	18,000	40,000	14,000	30,793
(21) Computer and Office Equipment Expenses*	64,000	134,000	125,000	73,959
(22) Rents and Service Charges*	33,000	31,000	26,000	43,090
(23) Transport Expenses*	30,000	34,000	24,000	51,703
(24) Insurance Expenses*	100,000	85,000	80,000	159,054
(25) Repairs and Maintenance*	70,000	65,000	45,000	116,605
(26) Contingencies	3,000	13,000	3,000	33,486
(27) Professional Fees*	30,000	110,000	10,000	74,846
(28) St Bernadette's Centre	80,000	50,000	80,000	382,158
(29) Home Support - Supported Living in the Community (i)	3,000,000	4,190,000	2,400,000	6,372,115
(30) Home Support - Disability Review	175,000	0	1,000	213
(31) Special Care Abroad	1,100,000	1,050,000	860,000	1,964,433
(32) Uniforms and Protective Clothing*	1,000	1,000	5,000	14,817
(33) Provisions	3,000	2,000	3,000	4,799
(34) Cleaning Expenses	10,000	4,000	4,000	29,375
(35) Day Centre	80,000	135,000	90,000	202,076
(36) Books and Subscriptions*	8,000	10,000	12,000	25,795
(37) Training Expenses*	110,000	105,000	110,000	220,162
(38) Registration Fees	3,000	3,000	3,000	1,510
(39) Contribution to Gibraltar Development Corporation - Staff Services (ii)	225,000	131,000	95,000	145,184
(40) Settlement of Claim	1,000	206,000	0	0
(41) Digitalisation Expenses	1,000	56,000	0	0
<b>Contracted Services:</b>				
(42) Cleaning Services*	75,000	415,000	50,000	426,714
(43) Upkeep of Planted Areas*	7,000	7,000	7,000	12,597
(44) Lift Maintenance	2,000	2,000	2,000	2,830
(45) Security Services	75,000	200,000	38,000	178,733
<i>Social Work Degree</i>	0	14,000	78,000	173,436
<i>IT Support</i> (iii)	0	0	0	209,612
<b>Total Other Recurrent Expenditure</b>	<b>10,722,000</b>	<b>13,790,000</b>	<b>9,143,000</b>	<b>21,908,572</b>
<b>Total Recurrent Operating Expenditure</b>	<b>19,330,000</b>	<b>22,038,000</b>	<b>17,456,000</b>	<b>37,322,446</b>
COVID-19 Response Fund				
Other Expenses (iv) (v)	0	0	700,000	0
<b>Total Payments</b>	<b>19,330,000</b>	<b>22,038,000</b>	<b>18,156,000</b>	<b>37,322,446</b>

(i) Up to 2021/22 titled 'Domiciliary Care'

(ii) Appendix B - Gibraltar Development Corporation (page 185)

(iii) From 2021/22 included under 'Computer and Office Equipment Expenses'

(iv) Appendix S - COVID-19 Response Fund (page 292)

(v) Funding will be provided to the level required should the need arise

\* Appendix R - List of Retitled Subheads (page 289)

## Appendix H (cont)

<b>CARE AGENCY</b> (cont)	<b>ESTIMATE</b>	<b>FORECAST</b>	<b>ESTIMATE</b>	<b>ACTUAL</b>
	<b>2022/2023</b>	<b>OUTTURN</b>	<b>2021/2022</b>	<b>2019/2021</b>
	<b>£</b>	<b>£</b>	<b>£</b>	<b>£</b>
<b><u>SUMMARY - RECURRENT</u></b>				
Surplus/(Deficit) brought forward	0	0	0	351
Receipts	19,330,000	22,038,000	18,156,000	37,322,948
Payments	(19,330,000)	(22,038,000)	(18,156,000)	(37,322,446)
<b>Surplus/(Deficit) carried forward</b>	<b>0</b>	<b>0</b>	<b>0</b>	<b>853</b>
<b><u>CAPITAL ACCOUNT</u></b>				
Surplus/(Deficit) brought forward	0	0	0	99
<b><u>Receipts</u></b>				
Contribution from the Improvement and Development Fund - Head 101 (i)	100,000	355,000	357,000	705,000
Contribution from the COVID-19 Response Fund (ii)	0	975	0	76,102
<b>Total Capital Receipts</b>	<b>100,000</b>	<b>355,975</b>	<b>357,000</b>	<b>781,201</b>
<b><u>Payments</u></b>				
Works and Equipment	100,000	355,000	357,000	704,662
COVID-19 Response Fund Capital Expenses (ii)	0	975	0	76,102
<b>Total Capital Payments</b>	<b>100,000</b>	<b>355,975</b>	<b>357,000</b>	<b>780,764</b>
<b>Capital Account Surplus/(Deficit)</b>	<b>0</b>	<b>0</b>	<b>0</b>	<b>437</b>
<b><u>SUMMARY - CAPITAL</u></b>				
<b>Receipts</b>	<b>100,000</b>	<b>355,975</b>	<b>357,000</b>	<b>781,201</b>
<b>Payments</b>	<b>(100,000)</b>	<b>(355,975)</b>	<b>(357,000)</b>	<b>(780,764)</b>
<b>Surplus/(Deficit) carried forward</b>	<b>0</b>	<b>0</b>	<b>0</b>	<b>437</b>

(i) Contribution for capital expenditure

(ii) Appendix S - COVID-19 Response Fund (page 292)

CARE AGENCY - COVID-19 RESPONSE FUND	ESTIMATE	FORECAST	ESTIMATE	ACTUAL
	2022/2023	OUTTURN 2021/2022	2021/2022	2019/2021
	£	£	£	£
<b>Recurrent Receipts</b>				
Contribution from the COVID-19 Response Fund (i)	0	1,627,082	700,000	1,442,948
<b>Total Receipts</b>	0	1,627,082	700,000	1,442,948
<b>Recurrent Payments</b>				
<u>Personal Emoluments</u>				
(1) Salaries	0	0	0	0
(2) Overtime:				
(I) Conditioned	0	0	0	0
(II) Emergency	0	0	0	0
(III) Manning Level Maintenance	0	0	0	0
(IV) Discretionary	0	0	0	23,115
	0	0	0	23,115
(3) Allowances	0	0	0	0
(4) Gratuities	0	0	0	0
(5) Employer's Social Insurance Contributions	0	0	0	0
(6) Employer's Pension Contributions	0	0	0	0
	0	0	0	23,115
<u>Industrial Wages</u>				
(7) Basic Wages	0	0	0	0
(8) Overtime:				
(I) Conditioned	0	0	0	0
(II) Emergency	0	0	0	0
(III) Manning Level Maintenance	0	0	0	0
(IV) Discretionary	0	0	0	0
	0	0	0	0
(9) Allowances	0	0	0	0
(10) Employer's Social Insurance Contributions	0	0	0	0
(11) Employer's Pension Contributions	0	0	0	0
	0	0	0	0
<i>Employer's Social Insurance Contributions</i>	0	0	0	0
<i>Employer's Pension Contributions</i>	0	0	0	0
	0	0	0	0
<b>Total Personal Emoluments</b>	0	0	0	23,115
<u>Other Recurrent Expenditure</u>				
(12) Relief Cover	0	0	0	351,348
(13) Recruitment Expenses	0	925	0	3,698
(14) Child Protection Committee	0	0	0	160,880
(15) Children's Services	0	0	0	84,139
(16) Dr Giraldi Home	0	6,812	0	115,500
<i>Contractual Expenses</i>	0	0	0	1,000
<i>carried forward</i>	0	7,737	0	716,565

(i) Funding will be provided to the level required should the need arise

CARE AGENCY - COVID-19 RESPONSE FUND (cont)	ESTIMATE	FORECAST	ESTIMATE	ACTUAL
	2022/2023	OUTTURN 2021/2022	2021/2022	2019/2021
	£	£	£	£
<i>brought forward</i>	0	7,737	0	716,565
<b>Payments (cont)</b>				
<u>Other Recurrent Expenditure (cont)</u>				
(17) General Expenses	0	0	0	0
(18) Electricity and Water	0	0	0	0
(19) Telephone Service	0	60	0	7,307
(20) Printing and Stationery	0	0	0	0
(21) Computer and Office Equipment Expenses	0	0	0	1,387
(22) Rents and Service Charges	0	0	0	0
(23) Transport Expenses	0	0	0	0
(24) Insurance Expenses	0	0	0	0
(25) Repairs and Maintenance	0	0	0	1,500
(26) Contingencies	0	2,046	0	9,200
(27) Professional Fees	0	0	0	0
(28) St Bernadette's Centre	0	0	0	118,809
(29) Home Support - Supported Living in the Community	0	1,188,040	0	362,368
(30) Home Support - Disability Review	0	0	0	0
(31) Special Care Abroad	0	0	0	0
(32) Uniforms and Protective Clothing	0	0	0	4,161
(33) Provisions	0	0	0	1,156
(34) Cleaning Expenses	0	0	0	10,171
(35) Day Centre	0	0	0	18,486
(36) Books and Subscriptions	0	0	0	0
(37) Training Expenses	0	0	0	0
(38) Registration Fees	0	0	0	0
(39) Contribution to Gibraltar Development Corporation - Staff Services	0	0	0	0
(40) Settlement of Claim	0	0	0	0
(41) Digitalisation Expenses	0	0	0	0
<b>Contracted Services:</b>				
(42) Cleaning Services	0	267,947	0	117,887
(43) Upkeep of Planted Areas	0	0	0	0
(44) Lift Maintenance	0	0	0	0
(45) Security Services	0	161,252	0	41,600
<i>Social Work Degree</i>	0	0	0	0
<i>IT Support</i>	0	0	0	9,236
<b>Total Other Recurrent Expenditure</b>	0	1,627,082	0	1,419,833
<b>Total Recurrent Operating Expenditure</b>	0	1,627,082	0	1,442,948
COVID-19 Response Fund Other Expenses	0	0	700,000	0
<b>Total Payments</b>	0	1,627,082	700,000	1,442,948

CARE AGENCY - COVID-19 RESPONSE FUND (cont)	ESTIMATE	FORECAST	ESTIMATE	ACTUAL
	2022/2023	OUTTURN 2021/2022	2021/2022	2019/2021
	£	£	£	£
<b><u>SUMMARY - RECURRENT</u></b>				
Surplus/(Deficit) brought forward	0	0	0	0
Receipts	0	1,627,082	700,000	1,442,948
Payments	0	(1,627,082)	(700,000)	(1,442,948)
Surplus/(Deficit) carried forward	0	0	0	0
<b><u>CAPITAL ACCOUNT</u></b>				
Surplus/(Deficit) brought forward	0	0	0	0
<b><u>Receipts</u></b>				
Contribution from the COVID-19 Response Fund	0	975	0	76,102
Total Capital Receipts	0	975	0	76,102
<b><u>Payments</u></b>				
COVID-19 Response Fund				
Capital Expenses	0	975	0	76,102
Total Capital Payments	0	975	0	76,102
Capital Account Surplus/(Deficit)	0	0	0	0
<b><u>SUMMARY - CAPITAL</u></b>				
Receipts	0	975	0	76,102
Payments	0	(975)	0	(76,102)
Surplus/(Deficit) carried forward	0	0	0	0

**GIBRALTAR ELECTRICITY AUTHORITY**

(i) Minister: Minister for Digital, Financial Services, Health Authority and Public Utilities

**(ii) ESTABLISHMENT**

2022/2023	2021/2022	<b><u>GIBRALTAR ELECTRICITY AUTHORITY</u></b>
1	1	Chief Executive (D1)
1	1	Deputy Chief Executive (D2)
4	4	Senior Engineer (D3)
8	8	Engineer (D4)
17	17	D5 Officer (D5)
2	2	Installation Inspector (D6a)
4	4	Supervisor (D6)
67	67	Technical Grade (D7)
24	24	Skilled Grade (D8)
5	5	Systems Engineer
30	30	Operator/Maintenance Worker
5	5	Engine Room Operative
1	1	Finance and Administration Director
1	2	Financial and Administration Manager
1	1	Assistant Financial and Administration Manager
10	10	Financial and Administration Officer
<b>181</b>	<b>182</b>	

**(iii) INDUSTRIAL STAFF**

2022/2023	2021/2022
<b>0</b>	<b>0</b>

**(iv) GIBRALTAR DEVELOPMENT CORPORATION STAFF** *(Source: Human Resources Department)*

2022/2023	2021/2022
<b>0</b>	<b>0</b>

**SUMMARY**

2022/2023	2021/2022	
<b>181</b>	<b>182</b>	<b>TOTAL GIBRALTAR ELECTRICITY AUTHORITY</b>

GIBRALTAR ELECTRICITY AUTHORITY	ESTIMATE	FORECAST	ESTIMATE	ACTUAL
	2022/2023	OUTTURN 2021/2022	2021/2022	2019/2021
	£	£	£	£
<b>Recurrent Receipts</b>				
Contributions from Consolidated Fund - Head 50: (i)				
Contribution from Revenues Received	30,721,000	31,227,110	27,471,000	58,920,972
Contribution from Revenues Received - Commercial Works	1,000	4,000,000	1,000	3,790,181
Additional Contribution (ii)	19,416,000	25,924,890	20,750,000	0
	50,138,000	61,152,000	48,222,000	62,711,153
Payment of Electrical Services provided for Government (iii)	1,741,000	1,726,000	1,726,000	3,227,018
Techno-Medical Services provided to GHA	1,596,000	1,188,000	1,350,000	2,694,156
Contribution from the COVID-19 Response Fund (iv)	0	1,089	5,000	15,379
<b>Total Recurrent Receipts</b>	<b>53,475,000</b>	<b>64,067,089</b>	<b>51,303,000</b>	<b>68,647,706</b>
<b>Recurrent Payments</b>				
<u>Personal Emoluments</u>				
(1) Salaries	6,624,000	6,655,000	6,805,000	13,525,466
(2) Overtime:				
(i) Conditioned	920,000	960,000	1,040,000	1,717,116
(ii) Emergency	1,000	275,000	1,000	669,199
(iii) Manning Level Maintenance	0	0	0	0
(iv) Discretionary	0	0	0	140,162
	921,000	1,235,000	1,041,000	2,526,477
(3) Allowances	1,200,000	1,195,000	1,200,000	2,419,980
(4) Temporary Assistance	0	0	0	0
(5) Employer's Social Insurance Contributions	470,000	395,000	350,000	688,185
(6) Employer's Pension Contributions (v)	865,000	810,000	820,000	1,464,418
<b>Total Personal Emoluments</b>	<b>10,080,000</b>	<b>10,290,000</b>	<b>10,216,000</b>	<b>20,624,526</b>
<u>Other Recurrent Expenditure</u>				
(7) General Expenses	60,000	55,000	60,000	115,382
(8) Electricity and Water	30,000	34,000	30,000	53,958
(9) Telephone Service	45,000	60,000	45,000	100,652
(10) Printing and Stationery	17,000	22,000	15,000	24,274
(11) Computer and Office Equipment Expenses	234,000	82,000	120,000	216,520
(12) Uniforms and Protective Clothing*	40,000	12,000	45,000	42,731
(13) Training Expenses	20,000	7,000	50,000	37,066
(14) Transport Expenses	30,000	33,000	35,000	53,429
(15) Training Related to New Power Station	75,000	70,000	100,000	88,029
(16) GHA Related Expenditure	25,000	0	30,000	58,099
(17) Fuel	17,750,000	16,200,000	14,500,000	30,512,436
(18) Lubricants	280,000	130,000	50,000	70,275
(19) Materials	800,000	2,390,000	800,000	1,457,436
(20) Public Lighting	1,000	85,000	100,000	185,879
(21) Public Illuminations	50,000	10,000	70,000	79,189
(22) Commercial Works	1,000,000	560,000	1,000	0
<i>carried forward</i>	<b>20,457,000</b>	<b>19,750,000</b>	<b>16,051,000</b>	<b>33,095,355</b>

(i) Contribution for recurrent expenditure under Head 50 Utilities (page 148)

(ii) Additional Contribution for 2019/21 shown as disappearing line 'Contribution from Consolidated Fund - Head 50' at page 248

(iii) Comprises salaries, employer's Social Insurance and Pension contributions and materials for services provided to Government Departments

(iv) Appendix S - COVID-19 Response Fund (page 292)

(v) This statement does not include notional contributions in respect of pensions which continue to be payable by the Government

\* Appendix R - List of Retitled Subheads (page 289)

GIBRALTAR ELECTRICITY AUTHORITY (cont)	ESTIMATE 2022/2023	FORECAST OUTTURN 2021/2022	ESTIMATE 2021/2022	ACTUAL 2019/2021
	£	£	£	£
<i>brought forward</i>	20,457,000	19,750,000	16,051,000	33,095,355
<b>Recurrent Payments</b> (cont)				
Other Recurrent Expenditure (cont)				
Purchase of Electricity:				
(23) Additional Generating Capacity - Fuel Costs	500,000	6,200,000	500,000	18,532,465
(24) Additional Generating Capacity - Other Costs	1,800,000	7,570,000	4,000,000	18,356,759
(25) Contribution to ES Ltd	11,500,000	11,500,000	11,500,000	3,250,000
(26) Contribution to ES Ltd - Operating and Maintenance Contract	2,000,000	1,500,000	1,500,000	0
(27) Shell LNG	5,600,000	5,860,000	6,500,000	10,848,468
(28) Man Warranty Engineering Services	350,000	150,000	350,000	69,896
	21,750,000	32,780,000	24,350,000	51,057,588
<b>Contracted Services:</b>				
(29) Security Services	140,000	265,000	125,000	209,263
(30) Messenger Services*	7,000	15,000	9,000	24,458
(31) Cleaning Services	75,000	110,000	60,000	119,656
(32) Electricity Collections - AquaGib Ltd	420,000	420,000	420,000	831,047
(33) Insurance Expenses*	56,000	65,000	56,000	108,874
(34) Professional Fees*	480,000	360,000	1,000	12,530
(35) Health & Safety Advisors	10,000	5,000	10,000	32,850
<i>Purchase of Carbon Credits</i>	0	0	0	1,200,000
<i>Contribution to Gibraltar Development Corporation - Staff Services (i)</i>	0	0	0	5,999
<i>Relief Cover</i>	0	6,000	0	53,222
(36) COVID-19 Response Fund				
Other Expenses (ii)	0	1,089	5,000	15,379
Total Other Recurrent Expenditure	43,395,000	53,777,089	41,087,000	86,766,221
Total Payments	53,475,000	64,067,089	51,303,000	107,390,747
<b>SUMMARY - RECURRENT</b>				
Surplus/(Deficit) brought forward	0	0	0	0
Receipts	53,475,000	64,067,089	51,303,000	0
Payments	(53,475,000)	(64,067,089)	(51,303,000)	0
Surplus/(Deficit) carried forward	0	0	0	0
<b>OPERATIONS ACCOUNT</b>				
<i>Income:</i>				
<i>Surplus/(Deficit) brought forward</i>	0	0	0	190
<i>Operating Revenue</i>	0	0	0	64,857,525
	0	0	0	64,857,715
<i>Expenditure:</i>				
<i>Operating Expenditure</i>	0	0	0	107,390,747
<i>Operating Deficit</i>	0	0	0	(42,533,032)
<b>COMMERCIAL WORKS</b>				
Revenues received by the Consolidated Fund	0	0	0	3,790,181
Operating Expenditure	0	0	0	5,241,591
<i>Commercial Works Surplus/(Deficit)</i>	0	0	0	(1,451,410)
<i>Less:</i>				
Contribution from Consolidated Fund - Head 50 (iii)	0	0	0	43,985,000
Surplus/(Deficit) carried forward	0	0	0	558

(i) Appendix B - Gibraltar Development Corporation (page 185)

(ii) Appendix S - COVID-19 Response Fund (page 292)

(iii) Contribution for recurrent expenditure under Head 50 Utilities (page 148)

\* Appendix R - List of Retitled Subheads (page 289)



<b>GIBRALTAR ELECTRICITY AUTHORITY (cont)</b>	<b>ESTIMATE</b>	<b>FORECAST</b>	<b>ESTIMATE</b>	<b>ACTUAL</b>
	<b>2022/2023</b>	<b>OUTTURN</b>	<b>2021/2022</b>	<b>2019/2021</b>
	<b>£</b>	<b>£</b>	<b>£</b>	<b>£</b>
<b><u>CAPITAL ACCOUNT</u></b>				
Surplus/(Deficit) brought forward	0	0	0	912
<b><u>Receipts</u></b>				
Contribution from Improvement and Development Fund - Head 101 (i)	886,000	885,000	1,500,000	2,465,000
Contribution from the COVID-19 Response Fund (ii)	0	0	0	0
Total Capital Receipts	886,000	885,000	1,500,000	2,465,912
<b><u>Payments</u></b>				
Works and Equipment	886,000	715,000	1,299,000	2,175,545
MOD Transfer Programme	0	170,000	200,000	290,324
Battery Energy Storage System	0	0	1,000	0
COVID-19 Response Fund Capital Expenses (ii)	0	0	0	0
Total Capital Payments	886,000	885,000	1,500,000	2,465,869
Capital Account Surplus/(Deficit)	0	0	0	43
<b><u>SUMMARY - CAPITAL</u></b>				
Receipts	886,000	885,000	1,500,000	2,465,912
Payments	(886,000)	(885,000)	(1,500,000)	(2,465,869)
Surplus/(Deficit) carried forward	0	0	0	43

(i) Contribution for capital expenditure

(ii) Appendix S - COVID-19 Response Fund (page 292)

**GIBRALTAR PORT AUTHORITY**


---

(i) **Minister:** Minister for Business, Tourism and the Port

---

**(ii) ESTABLISHMENT**

2022/2023	2021/2022	<b><u>GIBRALTAR PORT AUTHORITY</u></b>
1	1	Chief Executive Officer/Captain of the Port
1	1	Marine Officer
2	2	Senior Port Officer
1	1	VTS Manager
1	1	Deputy VTS Manager
2	2	Bunkering Superintendent
1	1	Environmental, Health and Safety Advisor
9	9	Port Officer
5	5	Coxswain/Engine Driver "A"
10	10	VTS Operative
1	1	Port Maintenance Co-Ordinator
10	10	Seamen/Mechanic
1	1	Administrative and Finance Higher Executive
1	1	Administrative and Finance Executive
1	1	Personal Assistant (Executive Officer)
5	5	Administrative and Finance Officer
<u>52</u>	<u>52</u>	

---

**(iii) INDUSTRIAL STAFF**

2022/2023	2021/2022
<u>2</u>	<u>2</u>

---

**(iv) GIBRALTAR DEVELOPMENT CORPORATION STAFF** *(Source: Human Resources Department)*

2022/2023	2021/2022
<u>1</u>	<u>0</u>

---

**SUMMARY**

2022/2023	2021/2022	
<u>55</u>	<u>54</u>	<b>TOTAL GIBRALTAR PORT AUTHORITY</b>

---

GIBRALTAR PORT AUTHORITY	ESTIMATE	FORECAST	ESTIMATE	ACTUAL
	2022/2023	OUTTURN 2021/2022	2021/2022	2019/2021
	£	£	£	£
<b>Recurrent Receipts</b>				
Contributions from Consolidated Fund - Head 54: (i) Contribution from Revenues Received	7,028,000	6,860,000	7,148,000	13,461,000
Additional Contribution	0	0	0	0
	7,028,000	6,860,000	7,148,000	13,461,000
Contribution from the COVID-19 Response Fund (ii)	0	0	1,000	4,365
<b>Total Recurrent Receipts</b>	<b>7,028,000</b>	<b>6,860,000</b>	<b>7,149,000</b>	<b>13,465,365</b>
<b>Recurrent Payments</b>				
<u>Personal Emoluments</u>				
(1) Salaries	2,104,000	2,155,000	2,243,000	4,309,414
(2) Overtime:				
(i) Conditioned	450,000	450,000	550,000	933,812
(ii) Emergency	1,000	90,000	1,000	0
(iii) Manning Level Maintenance	200,000	245,000	200,000	318,354
(iv) Discretionary	0	0	0	367,630
	651,000	785,000	751,000	1,619,796
(3) Allowances	245,000	270,000	245,000	491,328
(4) Temporary Assistance	0	0	0	0
(5) Gratuities	0	0	0	0
(6) Employer's Social Insurance Contributions	140,000	130,000	113,000	220,888
(7) Employer's Pension Contributions	260,000	260,000	250,000	471,266
<b>Total Personal Emoluments</b>	<b>3,400,000</b>	<b>3,600,000</b>	<b>3,602,000</b>	<b>7,112,692</b>
<u>Other Recurrent Expenditure</u>				
(8) General Expenses	6,000	4,000	6,000	8,494
(9) Electricity and Water	58,000	62,000	48,000	83,039
(10) Telephone Service	22,000	18,000	30,000	39,545
(11) Printing and Stationery	10,000	9,000	13,000	18,547
(12) Computer and Office Equipment Expenses	126,000	1,000	1,000	0
(13) Transport Expenses	5,000	3,000	5,000	6,430
(14) Maintenance of Port Installations and Equipment	200,000	360,000	300,000	441,492
(15) Uniforms and Protective Clothing*	25,000	8,000	40,000	36,191
(16) Training Expenses*	80,000	9,000	100,000	93,111
(17) Inspections	10,000	7,000	10,000	38,401
(18) Oil Pollution Expenses	30,000	15,000	60,000	106,724
(19) Publications	10,000	9,000	10,000	17,880
(20) Marketing*	120,000	60,000	100,000	131,271
(21) Contribution to Mediterranean Mission to Seamen	10,000	10,000	10,000	20,000
(22) Vessel Tracking System - Maintenance	175,000	135,000	150,000	279,801
(23) Vessel Tracking System - Finance Repayment	378,000	384,000	383,000	778,175
<i>carried forward</i>	1,265,000	1,094,000	1,266,000	2,099,101

(i) Contribution for recurrent expenditure under Head 54 Port (page 160)

(ii) Appendix S - COVID-19 Response Fund (page 292)

\* Appendix R - List of Retitled Subheads (page 289)

<b>GIBRALTAR PORT AUTHORITY</b> (cont)	<b>ESTIMATE</b> 2022/2023	<b>FORECAST</b> <b>OUTTURN</b> 2021/2022	<b>ESTIMATE</b> 2021/2022	<b>ACTUAL</b> 2019/2021
	£	£	£	£
<i>brought forward</i>	1,265,000	1,094,000	1,266,000	2,099,101
<b>Recurrent Payments</b> (cont)				
<u>Other Recurrent Expenditure</u> (cont)				
(24) Low Sulphur Fuel Oil Analysis	10,000	0	20,000	20,446
(25) Insurance Expenses	184,000	171,000	170,000	271,322
(26) Port Incidents and Associated Expenses	10,000	6,000	10,000	34,350
(27) Contribution to Seamens Welfare Fund	5,000	5,000	5,000	10,000
(28) Contribution to Gibraltar Development Corporation Staff Services (i)	54,000	0	0	45,486
<b>Contracted Services:</b>				
(29) Oil Pollution Services*	131,000	125,000	125,000	242,345
(30) Security Services*	370,000	340,000	365,000	716,250
(31) Cleaning Services*	40,000	30,000	40,000	74,242
(32) Waste Discharge	1,500,000	1,450,000	1,500,000	2,731,511
(33) Maintenance of Beach Marker Buoys	50,000	30,000	36,000	66,462
(34) Weather Transmission Reports	9,000	9,000	9,000	17,290
<i>Relief Cover</i>	0	0	0	19,240
(35) COVID-19 Response Fund Other Expenses (ii)	0	0	1,000	4,365
Total Other Recurrent Expenditure	3,628,000	3,260,000	3,547,000	6,352,410
Total Payments	7,028,000	6,860,000	7,149,000	13,465,102
<b>SUMMARY - RECURRENT</b>				
Surplus/(Deficit) brought forward	0	0	0	311
Receipts	7,028,000	6,860,000	7,149,000	13,465,365
Payments	(7,028,000)	(6,860,000)	(7,149,000)	(13,465,102)
Surplus/(Deficit) carried forward	0	0	0	574
<b>CAPITAL ACCOUNT</b>				
<b>Receipts</b>				
Surplus/(Deficit) brought forward	0	0	0	334
Contribution from the Improvement and Development Fund - Head 101: (iii)	622,000	80,000	365,000	354,000
Contribution from the COVID-19 Response Fund (ii)	0	0	0	8,629
Total Capital Receipts	622,000	80,000	365,000	362,963
<b>Payments</b>				
Works and Equipment	522,000	80,000	365,000	349,340
Port Launch	100,000	0	0	4,355
COVID-19 Response Fund Capital Expenses (ii)	0	0	0	8,629
Total Capital Payments	622,000	80,000	365,000	362,324
Capital Account Surplus/(Deficit)	0	0	0	639
<b>SUMMARY - CAPITAL</b>				
Receipts	622,000	80,000	365,000	362,963
Payments	(622,000)	(80,000)	(365,000)	(362,324)
Surplus/(Deficit) carried forward	0	0	0	639

(i) Appendix B - Gibraltar Development Corporation (page 185)

(ii) Appendix S - COVID-19 Response Fund (page 292)

(iii) Contribution for capital expenditure

\* Appendix R - List of Retitled Subheads (page 289)

SOCIAL ASSISTANCE FUND	ESTIMATE	FORECAST	ESTIMATE	ACTUAL
	2022/2023	OUTTURN 2021/2022	2021/2022	2019/2021
	£	£	£	£
<b>Receipts</b>				
Payment from Consolidated Fund - Import Duty - Head 22 (i)	15,200,000	15,200,000	15,200,000	30,400,000
Payment from Consolidated Fund - Import Duty - Head 59 (ii)	1,000	0	1,000	0
Total Income	15,201,000	15,200,000	15,201,000	30,400,000
<b>Payments</b>				
Contribution to Gibraltar Community Care:				
(a) Recurrent	7,500,000	7,500,000	7,500,000	15,000,000
(b) Transfer from Government Surplus	1,000	0	1,000	0
	7,501,000	7,500,000	7,501,000	15,000,000
Contribution to the Gibraltar Health Authority in respect of Social Assistance to Unemployed Persons	3,500,000	3,500,000	3,500,000	7,000,000
Social Assistance Payments	1,300,000	1,263,000	1,300,000	2,601,543
Rent Relief	342,000	361,000	352,000	712,807
Elderly Persons Allowance	13,000	12,000	13,000	25,247
Elderly Persons Minimum Income Guarantee	950,000	962,000	875,000	1,700,424
Child Welfare Grants	1,000,000	993,000	1,000,000	1,881,741
Miscellaneous Expenses	1,000	0	1,000	0
Pensioners Utilities Grant	600,000	929,000	1,000,000	506,980
Electricity Credits - Religious Bodies	19,000	21,000	24,000	35,124
Total Expenditure	15,226,000	15,541,000	15,566,000	29,463,866
<b>SUMMARY</b>				
Surplus/(Deficit) brought forward	1,069,000	1,410,000	1,223,000	473,633
Receipts	15,201,000	15,200,000	15,201,000	30,400,000
	16,270,000	16,610,000	16,424,000	30,873,633
Expenditure:				
Payments	15,226,000	15,541,000	15,566,000	29,463,866
Surplus/(Deficit) carried forward	1,044,000	1,069,000	858,000	1,409,767

(i) Head 22 Social Security (page 82)

(ii) Head 59 Transfer from Government Surplus (page 168)

SAVINGS BANK FUND	ESTIMATE	FORECAST	ESTIMATE	ACTUAL
	2022/2023	OUTTURN 2021/2022	2021/2022	2019/2021
	£	£	£	£
<b>Income</b>				
Interest on Investments	50,700,000	55,100,000	49,500,000	100,023,393
Early Redemption Charges	100,000	180,000	100,000	303,437
Miscellaneous Receipts	0	55,000	0	7,846
Total Income	50,800,000	55,335,000	49,600,000	100,334,676
<b>Expenditure</b>				
Depositor's Accounts - Interest Paid:				
Non-Government Deposits	48,900,000	48,200,000	46,900,000	91,596,178
Government Deposits	89,000	116,000	115,000	275,521
	48,989,000	48,316,000	47,015,000	91,871,699
Investment Management Expenses	500,000	492,000	455,000	882,193
Miscellaneous Expenses	597,000	327,000	582,000	667,382
Total Expenditure	50,086,000	49,135,000	48,052,000	93,421,274
Net Income/(Expenditure) for Transfer to Reserve Account	714,000	6,200,000	1,548,000	6,913,402
	50,800,000	55,335,000	49,600,000	100,334,676
<b>Reserve Account</b>				
Opening Balance	56,427,000	51,018,000	50,723,000	44,779,162
Transfer from Income and Expenditure Account	714,000	6,200,000	1,548,000	6,913,402
Capital Gains / (Losses)	(252,000)	(791,000)	(100,000)	(674,441)
Surplus	56,889,000	56,427,000	52,171,000	51,018,123

	Estimate	Forecast	Estimate	Actual
	31/03/2023	Outturn 31/03/2022	31/03/2022	31/03/2021
	£	£	£	£
<b>Depositor's Accounts: End of Year Deposits</b>				
<b>Non-Government Deposits:</b>				
Debentures	1,073,000,000	1,073,000,000	1,021,000,000	1,024,357,300
Bonds	205,900,000	226,600,000	206,900,000	215,521,225
Ordinary Accounts	109,700,000	109,200,000	104,700,000	107,396,802
On-Call Investment Accounts	11,900,000	11,900,000	6,300,000	5,881,645
	1,400,500,000	1,420,700,000	1,338,900,000	1,353,156,972
<b>Government Deposits:</b>				
On-Call Investment Accounts	51,600,000	95,300,000	68,100,000	98,497,339
	1,452,100,000	1,516,000,000	1,407,000,000	1,451,654,311

CIRCULATING COINS ACCOUNT	ESTIMATE	FORECAST	ESTIMATE	ACTUAL
	2022/2023	OUTTURN 2021/2022	2021/2022	2019/2021
	£	£	£	£
<b>Receipts</b>				
Issue of Circulating Coins	231,000	231,000	426,000	712,458
Less Redemption of Circulating Coins	(1,000)	(101,000)	(1,000)	(110,360)
Total Income	230,000	130,000	425,000	602,098
<b>Payments</b>				
Purchase of Circulating Coins	150,000	35,000	145,000	316,855
Miscellaneous Expenses	35,000	11,000	35,000	29,176
Total Expenditure	185,000	46,000	180,000	346,031
Net Surplus	45,000	84,000	245,000	256,067

<b>NOTE SECURITY FUND</b>	<b>ESTIMATE 2022/2023</b>	<b>FORECAST OUTTURN 2021/2022</b>	<b>ESTIMATE 2021/2022</b>	<b>ACTUAL 2019/2021</b>
	£	£	£	£
<b><u>Income</u></b>				
Commission on Redemption of Currency Notes	22,000	22,000	25,000	43,863
Interest Earned on Investments	89,000	117,000	115,000	273,431
<b>Total Income</b>	<b>111,000</b>	<b>139,000</b>	<b>140,000</b>	<b>317,294</b>
<b><u>Expenditure</u></b>				
Currency Notes Storage Fees	3,000	7,000	7,000	59,495
Security Works	30,000	0	30,000	0
Miscellaneous Expenses	26,000	19,000	40,000	32,972
Printing of New Currency Notes and Related Costs	100,000	0	100,000	394,913
<b>Total Expenditure</b>	<b>159,000</b>	<b>26,000</b>	<b>177,000</b>	<b>487,380</b>
Net Income/(Expenditure) Transferable to Reserve Account	(48,000)	113,000	(37,000)	(170,086)
	111,000	139,000	140,000	317,294
<b><u>Reserve Account</u></b>				
Opening Balance	910,000	797,000	771,000	966,774
Account	(48,000)	113,000	(37,000)	(170,086)
	862,000	910,000	734,000	796,688
Surplus Transferable to Consolidated Fund (i)	0	0	0	0
<b>Total Reserve</b>	<b>862,000</b>	<b>910,000</b>	<b>734,000</b>	<b>796,688</b>
<b><u>Notes in Circulation</u></b>				
Notes in Circulation on 1 April	31,424,000	36,950,000	36,240,000	42,240,400
Issues during the year	13,000,000	13,000,000	18,000,000	32,496,500
Redemptions during the year	(18,000,000)	(18,000,000)	(21,000,000)	(37,786,500)
Demonetisation of Currency Notes	0	(526,000)	0	0
<b>Closing Balance of Notes in Circulation</b>	<b>26,424,000</b>	<b>31,424,000</b>	<b>33,240,000</b>	<b>36,950,400</b>
<b>Reserve</b>	<b>862,000</b>	<b>910,000</b>	<b>734,000</b>	<b>796,688</b>
<b>Note Security Fund Closing Balance</b>	<b>27,286,000</b>	<b>32,334,000</b>	<b>33,974,000</b>	<b>37,747,088</b>

(i) Currency Notes Act 2011 - Section 8(7)(b)



LOTTERY ACCOUNT ESTIMATE	ESTIMATE	FORECAST	ESTIMATE	ACTUAL
	2022/2023	OUTTURN 2021/2022	2021/2022	2019/2021
	£	£	£	£
<b>Income</b>				
Gross Proceeds	8,000,000	8,000,000	7,000,000	11,400,000
Less Provision for Value of Tickets Returned Unsold	(2,000,000)	(1,130,000)	(1,800,000)	(945,222)
	6,000,000	6,870,000	5,200,000	10,454,778
Unclaimed Prizes on Lapsed Draws	200,000	335,000	200,000	151,209
Total Income	6,200,000	7,205,000	5,400,000	10,605,987
<b>Payments</b>				
Gross Prizes	6,053,000	6,053,000	5,300,000	8,399,905
Less Provision for Unclaimed Prizes	(1,500,000)	(280,000)	(1,600,000)	(178,000)
	4,553,000	5,773,000	3,700,000	8,221,905
Agents' Selling Commission	480,000	480,000	420,000	684,000
Agent's Administration Fee	320,000	320,000	280,000	456,000
Less Provision for Returned Tickets	(200,000)	(113,000)	(180,000)	(94,522)
	600,000	687,000	520,000	1,045,478
Management Charges	106,000	106,000	106,000	207,000
Printing of Lottery Tickets	81,000	72,000	64,000	99,029
Agents' Commission on Prizes	43,000	56,000	37,000	82,219
Advertising	34,000	36,000	34,000	50,320
Association of State Lotteries	4,000	4,000	4,000	6,092
Cost of Tickets Paper	21,000	21,000	18,000	30,261
Rent and Service Charges	4,000	3,000	3,000	6,342
Miscellaneous Expenses	18,000	20,000	42,000	26,874
Cost of New Perforating Machine	20,000	0	20,000	0
Total Expenditure	5,484,000	6,778,000	4,548,000	9,775,520
Surplus/(deficit)	716,000	427,000	852,000	830,467
	6,200,000	7,205,000	5,400,000	10,605,987
Forecast Surplus 2021/2022		427,000		
Less Forecast Transfer to Consolidated Fund 2021/2022		(427,000)		
		0		
Estimated Surplus 2022/2023 (i)		716,000		
		716,000		

(i) Due to the wide variations in annual surpluses this is not reflected in the Consolidated Fund Revenue until the surplus is established

SCHOLARSHIPS	ESTIMATE	FORECAST	ESTIMATE	ACTUAL
	2022/2023	OUTTURN 2021/2022	2021/2022	2019/2021
	£	£	£	£
<b><u>Mandatory</u></b>				
<u>Ongoing Grants</u>				
Courses terminating in 2023	1,300,000	1,300,000	1,374,000	1,626,505
Courses terminating in 2024	1,400,000	1,400,000	577,000	373,006
Courses terminating in 2025	300,000	45,000	20,000	14,493
Courses terminating in 2026	20,000	20,000	6,000	10,167
<i>Courses terminating in 2022</i>	0	1,800,000	1,640,000	3,449,866
<i>Courses terminating in 2021</i>	0	0	0	6,468,545
	3,020,000	4,565,000	3,617,000	11,942,582
New Grants:				
Grants to be awarded in 2022/23	1,800,000	0	0	0
<i>Grants to be awarded in 2021/22</i>	0	0	1,710,000	0
	4,820,000	4,565,000	5,327,000	11,942,582
Ongoing Tuition Fees	4,800,000	6,900,000	5,049,000	0
Tuition Fees 2022/23	2,700,000	0	0	0
<i>Tuition Fees 2021/22</i>	0	0	2,405,000	17,515,912
	7,500,000	6,900,000	7,454,000	17,515,912
<u>Related Expenses - Ongoing Grants</u>				
Access Fund	10,000	10,000	8,000	12,250
Supplementary Maintenance Allowance, Special Equipment & Field Trips	90,000	170,000	80,000	64,873
Rail Fares and Travelling Expenses	700,000	1,050,000	794,000	2,269,743
Distance Learning Subsidies Plus Previous Years Adjustments Paid in 2019/21	300,000	250,000	300,000	583,547
	1,100,000	1,480,000	1,182,000	2,930,413
<u>Related Expenses - New Grants</u>				
Related Expenses in respect of Grants to be awarded in 2022/23	420,000	0	0	0
<i>Related Expenses in respect of Grants awarded in 2021/22</i>	0	0	362,000	0
	1,520,000	1,480,000	1,544,000	2,930,413
Loans Servicing Costs Scholarships pre 2010/11	0	1,000	0	490,329
Postgraduate Studies - Ongoing fees and grants	570,000	0	851,000	0
Postgraduate Studies - Projected new fees and grants	2,080,000	2,500,000	814,000	0
Contracted Services - Scholarship Database Maintenance Fees	10,000	10,000	10,000	18,600
<b>Total Mandatory</b>	<b>16,500,000</b>	<b>15,456,000</b>	<b>16,000,000</b>	<b>32,897,836</b>
<b><u>Discretionary</u></b>				
<u>Ongoing Grants</u>				
Ongoing Scholarships:				
Courses terminating in 2023	56,000	56,000	41,000	76,630
Courses terminating in 2024	12,000	12,000	13,000	19,783
Courses terminating in 2025	6,000	6,000	0	2,033
Courses terminating in 2026	0	0	0	0
<i>Courses terminating in 2022</i>	0	116,000	69,000	160,928
<i>Courses terminating in 2021</i>	0	0	0	373,850
	74,000	190,000	123,000	633,224
New Grants:				
Grants to be awarded in 2022/23	120,000	0	0	0
<i>Grants to be awarded in 2021/22</i>	0	0	35,000	0
	194,000	190,000	158,000	633,224
Ongoing Tuition Fees	420,000	700,000	313,000	0
Tuition Fees 2022/23	285,000	0	0	0
<i>Tuition Fees 2021/22</i>	0	0	57,000	1,584,049
	705,000	700,000	370,000	1,584,049
<i>carried forward</i>	899,000	890,000	528,000	2,217,273

<b>SCHOLARSHIPS</b> (cont)	<b>ESTIMATE</b>	<b>FORECAST</b>	<b>ESTIMATE</b>	<b>ACTUAL</b>
	<b>2022/2023</b>	<b>OUTTURN</b> <b>2021/2022</b>	<b>2021/2022</b>	<b>2019/2021</b>
	<b>£</b>	<b>£</b>	<b>£</b>	<b>£</b>
<i>brought forward</i>	899,000	890,000	528,000	2,217,273
<u>Related Expenses - Ongoing Grants</u>				
Access Fund	1,000	0	1,000	1,000
Supplementary Maintenance Allowance, Special Equipment & Field Trips	10,000	10,000	10,000	1,090
Rail Fares and Travelling Expenses	30,000	35,000	22,000	108,437
Washington Internship	0	0	0	330,652
Gibraltar Commonwealth Scholarship	30,000	30,000	30,000	30,000
	71,000	75,000	63,000	471,179
<u>Related Expenses - New Grants</u>				
Related Expenses in respect of Grants to be awarded in 2022/23	30,000	0	0	0
Related Expenses in respect of Grants awarded in 2021/22	0	0	9,000	0
	101,000	75,000	72,000	471,179
<b>Total Discretionary</b>	<b>1,000,000</b>	<b>965,000</b>	<b>600,000</b>	<b>2,688,452</b>
<b><u>SUMMARY</u></b>				
<b>Mandatory (i)</b>	<b>16,500,000</b>	<b>15,456,000</b>	<b>16,000,000</b>	<b>32,897,836</b>
<b>Discretionary (i)</b>	<b>1,000,000</b>	<b>965,000</b>	<b>600,000</b>	<b>2,688,452</b>
<b>Total Scholarships</b>	<b>17,500,000</b>	<b>16,421,000</b>	<b>16,600,000</b>	<b>35,586,288</b>

(i) Head 16 Education subhead 2 (16) Scholarships (page 64)





**Appendix Q**

**SALARIES** (cont)

**GOVERNMENT OFFICES** (Source: Human Resources Department) (cont)

COURT USHER / PAPER KEEPER	£19,119	£20,264	£21,082	£21,505	£21,934	£22,594	£23,256	£23,824	£24,403	£25,001	£25,609
CROWN COUNSEL	£36,955	£43,683	£47,870	£55,682	£63,302	£75,795	£82,040	£88,232			
CROWN COUNSEL (SENIOR LAW DRAFTER)	£89,769										
CUSTOMS OFFICER	£21,570	£23,311	£25,362	£25,847	£27,602	£29,484	£30,474	£31,739	£32,515	£33,306	£34,120
DEPUTY CHIEF FIRE OFFICER	£71,761										
DEPUTY CLERK TO THE MAGISTRATES COURT	£32,984	£35,659	£38,333	£41,007	£43,683						
DEPUTY DIRECTOR OF NURSING SERVICES (PTH)	£66,293										
DEPUTY HEADTEACHER - GROUP 2	£61,570	£63,108	£64,678	£66,396	£67,921	£69,630	£71,356				
DEPUTY HEADTEACHER - GROUP 3	£64,678	£66,396	£67,921	£69,630	£71,356	£73,125	£74,932				
DEPUTY HEADTEACHER - GROUP 7	£80,651	£82,653	£84,699	£86,797	£88,950	£91,153	£93,422				
DIRECTOR OF CIVIL AVIATION	£112,042										
DIRECTOR OF COMMERCE	£89,803										
DIRECTOR OF PUBLIC PROSECUTIONS	£139,886										
DIRECTOR OF EDUCATION	£110,899	£113,643	£116,411	£119,317	£122,149						
DIRECTOR OF INFORMATION TECHNOLOGY AND LOGISTICS	£67,682	£71,878	£78,312	£85,335	£88,745						
DIRECTOR OF POSTAL SERVICES	£79,638										
DIRECTOR, TREASURY INFORMATION SYSTEMS	£67,682	£71,878	£78,312	£85,335	£88,745						
DIVISIONAL OFFICER I	£65,420										
During 1st Year in Rank	£67,384										
During 2nd Year in Rank											
DRIVER	£29,527	£29,881	£30,473	£31,084	£31,702	£32,322	£33,109	£33,911	£34,740	£35,586	
DRIVING & VEHICLE EXAMINER	£29,527	£30,281	£31,569	£32,869	£34,164	£35,490	£36,871	£38,313	£39,050	£39,807	£40,655
EDUCATION ADVISER	£80,651	£82,653	£84,699	£86,797	£88,950	£91,153	£93,422	£95,732	£98,111		
EDUCATIONAL PSYCHOLOGIST	£42,443	£44,596	£46,751	£48,905	£51,060	£53,211	£55,241	£57,267	£59,167	£61,069	£62,842
ENROLLED NURSE	£23,645	£24,341	£25,319	£26,338	£27,416	£28,503	£29,651	£30,845			

**Appendix Q**

**SALARIES** (cont)

**GOVERNMENT OFFICES** (Source: Human Resources Department) (cont)

ENVIRONMENTAL MONITOR	£29,527	£30,281	£31,569	£32,869	£34,164	£35,490	£36,871	£38,313	£39,050	£39,807	£40,655
ENVIRONMENTAL PROTECTION OFFICER	£29,527	£29,881	£32,984	£34,312	£35,003	£35,704	£36,422	£37,137	£38,699		
EQUALITIES OFFICER	£38,153										
ESTIMATOR w.e.f. 1 August 2003	£24,890	£26,185	£27,479	£28,770	£30,064	£31,355	£32,656	£33,946	£34,604	£35,277	£35,944
	£22,481	£22,992	£24,301	£25,679	£27,140	£28,689	£30,332	£32,067	£33,899	£35,825	
EU FUNDS ADVISOR	£29,527	£29,881	£32,984	£34,312	£35,003	£35,704	£36,422	£37,137	£38,699		
EU FUNDS FINANCIAL CONTROLLER	£29,527	£29,881	£32,984	£34,312	£35,003	£35,704	£36,422	£37,137	£38,699		
EU PROGRAMMES FACILITATOR	£36,877	£38,116	£41,249	£42,919	£43,777	£44,655	£45,549	£47,244			
EXECUTIVE CUSTOMS OFFICER	£33,314	£33,709	£37,211	£38,711	£39,490	£40,280	£41,091	£41,898	£43,661		
EXECUTIVE OFFICER	£29,527	£29,881	£32,984	£34,312	£35,003	£35,704	£36,422	£37,137	£38,699		
EXECUTIVE OFFICER (TAX)	£31,299	£31,674	£34,963	£36,371	£37,103	£37,846	£38,607	£39,365	£41,021		
EXHIBITS OFFICER	£22,481	£22,910	£24,466	£25,288	£26,132	£27,011	£28,131	£28,819	£29,521	£30,242	£30,982
EXHIBITS OFFICER (PTH)	£32,330	£36,087	£38,185	£40,516	£41,790	£43,136	£44,366	£45,458	£46,919	£49,756	£50,763
FINANCIAL INTELLIGENCE OFFICER	£50,763										
FINANCIAL SECRETARY	£139,886										
FIRE CONTROL OPERATOR (NEW ENTRANT)											
Trainee	£26,744										
Development	£27,856										
Competent	£35,645										
FIREFIGHTER (NEW ENTRANT)											
Trainee	£28,153										
Development	£29,322										
Competent	£37,520										
HEAD MECHANIC	£29,527	£30,281	£31,569	£32,869	£34,164	£35,490	£36,871	£38,313	£39,050	£39,807	£40,655
HEAD MESSENGER (SUPPORT MANAGER 3)	£29,527	£29,881	£30,473	£31,084	£31,702	£32,322	£33,109	£33,911	£34,740	£35,586	
HEAD, EXECUTIVE SUPPORT TEAM (SENIOR TEAM)(PTH)	£90,195										

**Appendix Q**

**SALARIES** (cont)

**GOVERNMENT OFFICES** (Source: Human Resources Department) (cont)

HEAD TEACHER - GROUP 2	£69,630	£71,356	£73,125	£74,932	£76,796	£78,699	£80,651	£82,653	£84,699
HEAD TEACHER - GROUP 3	£73,125	£74,932	£76,796	£78,699	£80,651	£82,653	£84,699	£86,797	£88,950
HEAD TEACHER - GROUP 4	£74,932	£76,796	£78,699	£80,651	£82,653	£84,699	£86,797	£88,950	£91,153
HEAD TEACHER - GROUP 7	£95,732	£98,111	£100,548	£103,033	£105,592	£108,209	£110,899	£113,643	£116,411
HEALTH AND SAFETY OFFICER III	£45,924	£46,902	£48,723	£50,621	£52,593	£54,641	£56,769	£57,869	£58,964
HEALTH AND SAFETY OFFICER IV	£36,877	£37,090	£38,530	£40,025	£41,583	£43,197	£44,887	£45,756	£46,641
HIGHER EXECUTIVE OFFICER	£36,877	£38,116	£41,249	£42,919	£43,777	£44,655	£45,549	£47,244	£48,341
HIGHER EXECUTIVE OFFICER (TAX)	£38,131	£39,412	£42,651	£44,378	£45,265	£46,173	£47,098	£48,850	
HIGHER PROFESSIONAL & TECHNOLOGY OFFICER	£36,877	£37,090	£38,530	£40,025	£41,583	£43,197	£44,887	£45,756	£46,641
INFORMATION TECHNOLOGY TECHNICIAN	£25,179	£25,659	£27,402	£28,323	£29,268	£30,252	£31,507	£32,277	£33,871
INFORMATION TECHNOLOGY TRAINEE TECHNICIAN	£21,413	£22,394	£23,141	£23,915	£24,715	£25,542	£26,505	£27,154	£27,815
INSPECTOR	£65,035	£66,870	£68,704	£70,545					
INSTRUCTIONAL OFFICER I (ASSESSOR) New Entrants w.e.f. 1 August 2003	£31,702	£33,247	£34,795	£36,337	£37,885	£39,432	£40,981		
	£31,702	£33,247	£34,795	£36,337	£37,885	£39,432	£40,655		
INSTRUCTOR	£31,702	£33,247	£34,795	£36,337	£37,885	£39,432	£40,655		
IT OFFICER LEVEL 1	£33,070	£33,467	£36,942	£38,429	£39,203	£39,988	£40,793	£43,343	
IT OFFICER LEVEL 2	£41,302	£42,690	£46,199	£48,069	£49,030	£50,014	£51,015	£52,913	
IT OFFICER LEVEL 3	£51,435	£53,375	£56,643	£58,928	£60,105	£61,314	£62,534	£64,872	
LABOUR INSPECTOR	£29,527	£29,881	£32,984	£34,312	£35,003	£35,704	£36,422	£37,137	£38,699
LEADING FIRE CONTROL OPERATOR Development Competent	£37,884	£39,520							
LEADING FIREFIGHTER Development Competent	£39,880	£41,598							







**Appendix Q**

**SALARIES** (cont)

**GOVERNMENT OFFICES** (Source: Human Resources Department) (cont)

SENIOR CUSTOMS OFFICER	£41,605	£43,001	£46,539	£48,421	£49,388	£50,381	£51,388	£53,299		
SENIOR DRIVING AND VEHICLE EXAMINER	£36,877	£37,090	£38,530	£40,025	£41,583	£43,197	£44,887	£45,756	£46,641	£48,341
SENIOR EDUCATION ADVISER	£95,732	£98,111	£100,548	£103,033	£105,592	£108,209	£110,899	£113,643	£116,411	
SENIOR ENVIRONMENT OFFICER (SPTO)	£45,924	£46,902	£48,723	£50,621	£52,593	£54,641	£56,769	£57,869	£58,964	
SENIOR EXECUTIVE OFFICER	£45,924	£47,656	£50,574	£52,614	£53,665	£54,745	£55,842	£57,921		
SENIOR EXECUTIVE OFFICER (TAX)	£47,187	£48,967	£51,965	£54,061	£55,141	£56,250	£57,378	£59,514		
SENIOR FINANCE CENTRE EXECUTIVE (INSURANCE)	£182,305									
SENIOR FINANCE CENTRE EXECUTIVE (PRIVATE CLIENTS)	£116,012									
SENIOR MARINE SURVEYOR	£67,989									
SENIOR MESSENGER (SUPPORT GRADE BAND 1)	£22,481	£22,929	£23,383	£23,853	£24,322	£25,062	£25,795	£26,423	£27,065	£27,724
SENIOR OFFICER New Entrants w.e.f. 1 August 2003	£60,430	£64,177	£69,921	£76,192	£83,033	£85,218	£87,403			
SENIOR OFFICER (PTH)	£60,430	£64,177	£69,921	£76,192	£79,237					
SENIOR OFFICER (PTH)	£88,232									
SENIOR OFFICER (PTH)	£100,893									
SENIOR PAPER KEEPER	£22,481	£22,929	£23,383	£23,853	£24,322	£25,062	£25,795	£26,423	£27,065	£27,724
SENIOR PROFESSIONAL & TECHNOLOGY OFFICER New Entrants w.e.f. 1 August 2003	£45,924	£46,902	£48,723	£50,621	£52,593	£54,641	£56,769	£57,869	£58,987	£60,109
SENIOR SOCIAL WORKER	£45,924	£46,902	£48,723	£50,621	£52,593	£54,641	£56,769	£57,869	£58,964	
SENIOR SOCIAL WORKER	£44,101	£45,393	£46,899	£48,119						
SENIOR TECHNICIAN (PTH)	£26,087	£26,915	£27,793	£28,715	£29,652	£30,826	£31,861	£32,866		
SENIOR YOUTH AND COMMUNITY WORKER	£48,928	£50,352	£51,966	£52,855						
SERGEANT	£50,763	£52,496	£54,256	£55,416	£57,046					
SOCIAL WORKER (QUALIFIED)	£34,833	£35,816	£36,568	£37,537	£38,587	£39,717	£41,026	£42,103		



**Appendix Q**

**SALARIES** (cont)

**GOVERNMENT OFFICES** (Source: Human Resources Department) (cont)

TECHNICAL GRADE 1 New Entrants w.e.f. 1 August 2003	£24,890	£26,185	£27,479	£28,770	£30,064	£31,355	£32,656	£33,946	£34,604	£35,277	£35,944
	£22,481	£22,992	£24,301	£25,679	£27,140	£28,689	£30,332	£32,067	£33,899	£35,825	
TECHNICIAN (DESIGN & TECHNOLOGY)	£24,541	£25,265	£26,087	£26,915	£27,793	£28,715	£29,652				
TECHNICIAN (DESIGN & TECHNOLOGY) (PTH)	£19,669	£20,078	£20,563	£21,050	£21,464	£22,265	£23,080	£23,920			
TECHNICIAN (SCIENCE) LABORATORY	£24,541	£25,265	£26,087	£26,915	£27,793	£28,715	£29,652				
TELEPHONIST	£22,481	£22,929	£23,383	£23,853	£24,322	£25,062	£25,795	£26,423	£27,065	£27,724	£28,399
TRAINEE YOUTH AND COMMUNITY WORKER	£20,984										
TOW TRUCK DRIVER	£22,481	£22,910	£24,466	£25,288	£26,132	£27,011	£28,131	£28,819	£29,521	£30,242	£30,982
TRAFFIC WARDEN	£22,481	£22,910	£24,466	£25,288	£26,132	£27,011	£28,131	£28,819	£29,521	£30,242	£30,982
TYPIST	£19,119	£19,995	£20,662	£21,353	£22,067	£22,805	£23,665	£24,245	£24,835	£25,444	£26,066
UPPER ROCK SHIFT LEADER	£29,527	£29,881	£32,984	£34,312	£35,003	£35,704	£36,422	£37,137	£38,699		
UPPER ROCK SITES OFFICER	£22,481	£22,910	£24,466	£25,288	£26,132	£27,011	£28,131	£28,819	£29,521	£30,242	£30,982
VEHICLE TESTER	£22,481	£22,992	£24,301	£25,679	£27,140	£28,689	£30,332	£32,067	£33,899	£35,825	
WELFARE OFFICER	£36,877	£38,116	£41,249	£42,919	£43,777	£44,655	£45,549	£47,244			
WELFARE OFFICER (PTH)	£45,924	£47,656	£50,574	£52,614	£53,665	£54,745	£55,842	£57,921			
YOUTH AND COMMUNITY WORKER	£25,755	£26,921	£30,226	£32,869	£35,597	£38,888	£41,969	£43,342			

**Appendix Q****SALARIES** (cont)**PUBLIC UNDERTAKINGS** (Source: Respective Statutory Body)**PUBLIC SERVICES OMBUDSMAN**

ASSISTANT COMPLAINTS HANDLING COORDINATOR	£22,481	£22,910	£24,466	£25,288	£26,132	£27,011	£28,131	£28,819	£29,521	£30,242	£30,982
COMPLAINTS HANDLING COORDINATOR	£29,527	£29,881	£32,984	£34,312	£35,003	£35,704	£36,422	£37,137	£38,699		
INVESTIGATING OFFICER	£29,527	£29,881	£32,984	£34,312	£35,003	£35,704	£36,422	£37,137	£38,699		
IT CONTROLLER	£29,527	£29,881	£32,984	£34,312	£35,003	£35,704	£36,422	£37,137	£38,699		
PUBLIC RELATIONS OFFICER	£29,527	£29,881	£32,984	£34,312	£35,003	£35,704	£36,422	£37,137	£38,699		
PUBLIC SERVICES OMBUDSMAN	£89,769										
SENIOR INVESTIGATING OFFICER	£36,955	£43,683	£47,870	£55,682	£63,302	£75,795	£82,040	£88,232			

**GIBRALTAR DEVELOPMENT CORPORATION**

CHIEF EXECUTIVE OFFICER	£140,000										
CONSERVATION OFFICER	£92,229										
FINANCE CENTRE DIRECTOR (PTH)	£166,960										
GRADE 1 (PAY BAND E2)	£19,119	£19,995	£20,662	£21,353	£22,067	£22,805	£23,665	£24,245	£24,835	£25,444	£26,066
GRADE 2 (PAY BAND E1)	£22,481	£22,910	£24,466	£25,288	£26,132	£27,011	£28,131	£28,819	£29,521	£30,242	£30,982
GRADE 2 (PAY BAND E1) (PTH)	£27,449										
GRADE 2 (PAY BAND E1) (PTH)	£57,046										
GRADE 3 (PAY BAND D)	£29,527	£29,881	£32,984	£34,312	£35,003	£35,704	£36,422	£37,137	£38,699		
GRADE 3 (PAY BAND D) (PTH)	£41,549										







**Appendix Q**

**SALARIES** (cont)

**PUBLIC UNDERTAKINGS** (Source: Respective Statutory Body) (cont)

**HOUSING WORKS AGENCY**

GRADE IV (ADMINISTRATION AND FINANCE EXECUTIVE OFFICER)	£33,073	£33,466	£36,943	£38,431	£39,203	£39,987	£40,791	£41,595	£43,346
GRADE V (ADMINISTRATION AND FINANCE HIGHER EXECUTIVE OFFICER)	£41,304	£42,688	£46,200	£48,068	£49,029	£50,016	£51,016	£52,914	
GRADE III (ADMINISTRATION AND FINANCE OFFICER)	£25,179	£25,660	£27,403	£28,325	£29,271	£30,254	£31,508	£32,277	£33,065
GRADE 8 (CHIEF OPERATING OFFICER)	£41,304	£41,539	£43,156	£44,827	£46,576	£48,328	£50,276	£51,245	£52,236
GRADE VII (HEAD OF AGENCY)	£67,682	£71,878	£78,313	£85,331	£88,746				
GRADE 6 (STORES OFFICER)	£30,397	£32,131	£33,969	£35,916	£37,969	£40,122			
GRADE I (SUPPORT OPERATIVE)	£21,414	£22,696	£23,610	£24,084	£24,565	£25,308	£26,046	£26,682	£27,331
GRADE 7 (TRANSPORT, EQUIPMENT AND STORES MANAGER)	£33,072	£33,915	£35,357	£36,812	£38,263	£39,750	£41,295	£42,910	£43,735
GRADE 6 (TRANSPORT, PLANT AND EQUIPMENT OFFICER)	£30,397	£32,131	£33,969	£35,916	£37,969	£40,122			
GRADE 7 (ZONE MANAGER)	£33,072	£33,915	£35,357	£36,812	£38,263	£39,750	£41,295	£42,910	£43,735
GRADE 6 (ZONE / REFURBISHMENT WORKS SUPERVISOR)	£30,397	£32,131	£33,969	£35,916	£37,969	£40,122			
GRADE 6 (ZONE / REFURBISHMENT WORKS SUPERVISOR - PTH)	£30,775	£32,220	£33,673	£35,119	£36,573	£38,021	£38,758	£39,508	£40,257
GRADE 9 (SENIOR PROFESSIONAL TECHNICAL OFFICER)	£51,435	£52,532	£54,570	£56,694	£58,905	£61,198	£63,580	£64,815	£66,040
GRADE 9 (SENIOR PROFESSIONAL TECHNICAL OFFICER) (PTH)	£51,435	£52,532	£54,570	£56,694	£58,905	£61,198	£63,580	£64,815	£66,065
GRADE 8 (HIGHER PROFESSIONAL TECHNICAL OFFICER)	£41,304	£41,539	£43,156	£44,827	£46,576	£48,382	£50,276	£51,245	£52,236
GRADE 7 (PROFESSIONAL TECHNICAL OFFICER)	£33,072	£33,915	£35,357	£36,812	£38,263	£39,750	£41,295	£42,910	£43,735
GRADE 7A (ENVIRONMENTAL OFFICER)	£33,072	£33,465	£36,941	£38,430	£39,205	£39,988	£40,791	£41,595	£43,343
GRADE 6 (TECHNICAL GRADE 1)	£30,397	£32,131	£33,969	£35,916	£37,969	£40,122			
GRADE 6 (TECHNICAL GRADE 1) (PTH)	£30,775	£32,220	£33,673	£35,119	£36,573	£38,021	£38,758	£39,508	£40,257
GRADE 4 (CSSO)	£24,685	£25,424	£26,189	£26,973	£27,784				

**Appendix Q**

**SALARIES** (cont)

**PUBLIC UNDERTAKINGS** (Source: Respective Statutory Body) (cont)

**GIBRALTAR SPORTS AND LEISURE AUTHORITY**

GRADE 1 (CHIEF EXECUTIVE OFFICER)	£69,493	£73,806	£80,411	£87,620	£91,123				
GRADE 2	£52,814	£54,805	£58,161	£60,505	£61,714	£62,957	£64,217	£66,608	
GRADE 3	£42,410	£43,834	£47,437	£49,356	£50,342	£51,353	£52,381	£54,329	
GRADE 4	£33,957	£34,361	£37,931	£39,460	£40,254	£41,060	£41,887	£42,707	£44,505
GRADE 5	£36,711	£37,148	£37,887	£38,644	£39,415	£40,183	£41,163	£42,160	£43,189
GRADE 6	£25,852	£26,347	£28,135	£29,082	£30,055	£31,062	£32,352	£33,144	£33,948
GRADE 8	£23,827	£25,614	£27,403						£44,240
GRADE 9	£21,986	£22,994	£23,761	£24,558	£25,378	£26,226	£27,216	£27,881	£28,560
GRADE 11 (37 HR)	£20,773	£22,333	£23,892						£29,261
GRADE 11 (40 HR)	£22,460	£24,145	£25,830						£29,976
GRADE 13 (40 HR)	£19,954	£21,452	£22,948						
PLAY AND LEISURE ASSISTANT	£21,655								

**Appendix Q**

**SALARIES** (cont)

**PUBLIC UNDERTAKINGS** (Source: Respective Statutory Body) (cont)

**GIBRALTAR HEALTH AUTHORITY**

ACCIDENT AND EMERGENCY CLERK	£22,481	£22,910	£24,466	£25,288	£26,132	£27,011	£28,131	£28,819	£29,521	£30,242	£30,982
ADMINISTRATIVE ASSISTANT	£19,119	£19,995	£20,662	£21,353	£22,067	£22,805	£23,665	£24,245	£24,835	£25,444	£26,066
ADMINISTRATIVE OFFICER	£22,481	£22,910	£24,466	£25,288	£26,132	£27,011	£28,131	£28,819	£29,521	£30,242	£30,982
ADMINISTRATIVE OFFICER TIMEKEEPER PTH	£39,622										
AMBULANCE CALL TAKER / DISPATCHER	£26,896	£27,731	£28,573	£29,409							
AMBULANCE CARE ASSISTANT	£21,695	£22,533	£23,037	£23,705							
APPROVED MENTAL HEALTH PRACTITIONER	£46,316	£48,822	£51,329	£53,835	£56,342	£58,848	£61,355	£63,862	£66,365		
ASSISTANT ELECTRICAL HEALTH TECHNICIAN	£33,071	£33,465	£36,941	£38,430	£39,205	£39,988	£40,792	£43,342			
ASSOCIATE DIRECTOR CATERING	£43,670	£45,223	£47,466	£48,859	£50,402	£52,126	£53,939				
INFORMATION AND COMMUNICATION TECHNOLOGY MANAGER	£56,494	£58,577	£62,085	£64,534	£65,799	£67,096	£68,415	£70,915			
INFORMATION SYSTEMS MANAGER	£56,494	£58,577	£62,085	£64,534	£65,799	£67,096	£68,415	£70,915			
ASSOCIATE SPECIALIST	£82,683	£85,432	£88,184	£90,937							
BASIC GRADE PHARMACIST	£35,634	£37,029	£38,414	£39,755							
BIOMEDICAL ASSISTANT	£22,533	£23,037	£23,705	£24,464	£25,048	£25,970	£26,896	£27,731	£28,573	£29,409	
BIOMEDICAL SCIENTIST	£27,731	£28,573	£29,409	£30,563	£31,756	£32,208	£33,127				
BLOOD BANK MANAGER	£62,904	£66,089	£69,780	£73,470	£75,483						



## Appendix Q

SALARIES (cont)PUBLIC UNDERTAKINGS (Source: Respective Statutory Body) (cont)GIBRALTAR HEALTH AUTHORITY (cont)

DEPUTY CHIEF AMBULANCE OFFICER	£52,419								
DEPUTY DOMESTIC SERVICES MANAGER	£29,527	£29,881	£32,984	£35,003	£35,704	£36,422	£37,137	£38,699	
DEPUTY PUBLIC ANALYST	£56,359	£58,541	£61,059	£62,904					
DIABETES NURSE PRACTITIONER	£42,439	£43,949	£46,128	£47,473	£48,980	£50,658			
DIETITIAN SENIOR I	£39,755	£41,095	£42,439	£43,949	£46,128	£47,473			
DIRECTOR GENERAL	£195,000								
DIRECTOR OF IMT	£60,430	£64,177	£69,921	£76,192	£79,237				
DIRECTOR OF NURSING SERVICES	£67,241	£79,464	£84,775						
DIRECTOR OF PUBLIC HEALTH	£139,171								
DOMESTIC SERVICES MANAGER	£36,877	£38,116	£41,249	£42,919	£43,777	£44,655	£45,549	£47,244	
EHT OFFICER	£41,303	£42,690	£46,200	£48,068	£49,029	£50,015	£51,015	£52,912	
EMERGENCY MEDICAL TECHNICIAN	£28,573	£29,409	£30,563	£31,756					
ENROLLED NURSE	£22,533	£23,037	£23,705	£24,464	£25,048	£25,970	£26,896	£27,731	£28,573
EXECUTIVE DIRECTOR OF FINANCE	£110,000								£29,409
EXECUTIVE OFFICER	£29,527	£29,881	£32,984	£34,312	£35,003	£35,704	£36,422	£37,137	£38,699
GENERAL PRACTITIONER	£101,786	£104,663	£107,584	£110,382	£113,386	£116,282	£122,082		
GHA CLERK	£22,481	£22,910	£24,466	£25,288	£26,132	£27,011	£28,131	£28,819	£29,521
GHA JUNIOR CLERK	£19,119	£19,995	£20,662	£21,353	£22,067	£22,805	£23,665	£24,245	£24,835
HEAD OCCUPATIONAL THERAPIST	£66,089	£69,780							£25,444
HEAD OF OPTOMETRY	£66,089	£69,780	£73,470						£26,066



## Appendix Q

SALARIES (cont)PUBLIC UNDERTAKINGS (Source: Respective Statutory Body) (cont)GIBRALTAR HEALTH AUTHORITY (cont)

OPERATING DEPARTMENT PRACTITIONER	£27,731	£28,573	£29,409	£30,563	£31,756	£32,208	£33,127	£34,257	£35,634	£37,029
P & G S 'C'	£28,094	£29,392	£30,683	£31,981	£33,274	£34,601	£35,983	£36,695	£37,426	£38,823
PALLIATIVE CARE DOCTOR	£99,060	£101,882	£104,705	£107,428	£110,351	£113,169	£118,815			
PALS MANAGER	£29,527	£29,881	£32,984	£34,312	£35,003	£35,704	£36,422	£37,137	£38,699	
PALS OFFICER	£22,481	£22,910	£24,466	£25,288	£26,132	£27,011	£28,131	£28,819	£29,521	£30,242
PARAMEDIC	£34,257	£35,634	£37,029							£30,982
PATHOLOGY PRODUCTION ASSISTANT	£25,048	£25,970	£26,896	£27,731	£28,573	£29,409	£30,563	£31,756		
PATHOLOGY SERVICES MANAGER	£60,430	£64,177	£69,921	£76,192	£79,237					
PERSONAL SECRETARY	£22,481	£23,679	£25,288	£26,132	£27,011	£27,915	£28,822	£29,521	£30,242	£31,741
PHYSIOLOGIST	£60,932	£62,601	£64,735	£67,767	£72,310	£74,377				
PHYSIOTHERAPY HELPER	£18,746	£19,238	£19,809	£20,382	£20,957	£21,695				
PHYSIOTHERAPY JUNIOR	£30,563	£31,756	£32,208	£33,127	£34,257					
PHYSIOTHERAPY SERVICES MANAGER	£66,089	£69,780								
PRE-ASSESSMENT NURSE	£33,127	£34,257	£35,634	£37,029	£38,414	£39,755	£41,095			
PRINCIPAL NURSE LECTURER	£57,213	£58,925								
PROFESSIONAL AND TECHNOLOGY OFFICER	£29,527	£30,281	£31,569	£32,869	£34,164	£35,490	£36,871	£38,313	£39,050	£39,807
PROVIDER OF CLINICAL GOVERNANCE AND ULTRASONOGRAPHY	£39,755	£41,095	£42,439	£43,949	£46,128	£47,473	£48,980	£50,658		
PUBLIC ANALYST	£62,904	£66,089	£69,780	£73,470	£75,483					
PUBLIC HEALTH INFORMATION ANALYST	£41,095	£42,439	£43,949	£46,128						
QUALITY MANAGER	£62,904	£66,089	£69,780	£73,470	£75,483					
RADIOGRAPHY ASSISTANT	£18,746	£19,238	£19,809	£20,382	£20,957	£21,695				





**Appendix Q**

**SALARIES** (cont)

**PUBLIC UNDERTAKINGS** (Source: Respective Statutory Body) (cont)

**GIBRALTAR HEALTH AUTHORITY** (cont)

SENIOR RADIOGRAPHER I (SONOGRAPHY ALLOWANCE)	£46,128	£47,473	£48,980	£50,658	£52,419	£54,180	£56,359	£58,541
SENIOR RADIOGRAPHER II	£32,208	£33,127	£34,257	£35,634	£37,029	£38,414	£39,755	£42,439
SPECIALIST DIETITIAN	£56,359	£58,541	£61,059	£62,904				
SPEECH & LANGUAGE THERAPIST	£50,658	£52,419	£54,180					
SPEECH & LANGUAGE THERAPIST (PAEDIATRICS)	£29,409	£30,563	£31,756	£32,208	£33,127	£34,257	£35,634	£38,414
SPEECH & LANGUAGE THERAPIST JUNIOR	£30,563	£31,756	£32,208	£33,127	£34,257			
STAFF MIDWIFE	£33,127	£34,257	£35,634	£37,029	£38,414	£39,755	£41,095	
STATION MANAGER	£50,658							
STATION OFFICER	£34,257	£35,634						
STORES SUPERVISORY GRADE D	£29,527	£29,881	£32,984	£34,312	£35,003	£35,704	£36,422	£37,137
SYSTEMS PROGRAMMER	£51,435	£53,375	£56,644	£58,927	£60,105	£61,314	£62,542	£64,872
TECHNICAL INSTRUCTOR II	£25,048	£25,970	£26,896	£27,731	£28,573	£29,409		
TSSU / CSSD MANAGER	£38,414	£39,755	£41,095	£42,439	£43,949	£46,128	£47,473	
TSSU / CSSD TECHNICIAN (EX COM PROJECTS)	£18,746	£19,238	£19,809	£20,382	£20,957	£21,695	£22,533	
TSSU / CSSD TECHNICIAN (EX NURSING ASST)	£18,746	£19,238	£19,809	£20,382	£20,957	£21,695	£22,533	
TSSU / CSSD TECHNICIAN (EX STAFF NURSE)	£27,731	£28,573	£29,409	£30,563	£31,756	£32,208	£33,127	£35,634
TYPIST	£19,119	£19,995	£20,662	£21,353	£22,067	£22,805	£23,665	£25,444
UGM HOSPITAL SERVICES	£104,728							
UGM MENTAL HEALTH	£81,454							
WARD CLERK	£22,481	£22,910	£24,466	£25,288	£26,132	£27,011	£28,131	£29,521
								£30,242
								£30,982

## Appendix Q

SALARIES (cont)PUBLIC UNDERTAKINGS (Source: Respective Statutory Body) (cont)GIBRALTAR HEALTH AUTHORITY - ELDERLY RESIDENTIAL SERVICES SECTION

ADMINISTRATIVE OFFICER	£22,481	£22,910	£24,466	£25,266	£26,132	£27,011	£28,131	£28,819	£29,521	£30,242	£30,982
CARE MANAGER WITH NURSING RESPONSIBILITIES	£67,241	£79,464	£84,775	£94,775	£104,728						
CATERING MANAGER	£36,877	£38,116	£41,249	£42,919	£43,777	£44,655	£45,549	£47,244			
DEPUTY NURSING CO-ORDINATOR	£50,658	£52,419	£54,181	£56,359	£58,541	£61,059					
ENROLLED NURSE	£22,533	£23,037	£23,705	£24,464	£25,048	£25,970	£26,896	£27,731	£28,573	£29,409	£30,563
EXECUTIVE OFFICER	£29,527	£29,881	£32,984	£34,312	£35,003	£35,704	£36,422	£37,137	£38,699		
GENERAL PRACTITIONER	£99,060	£101,882	£104,705	£107,428	£110,351	£113,169	£118,815				
MATRON	£46,128	£47,463	£48,980	£50,658	£52,418	£54,181					
NURSING ASSISTANT	£18,746	£19,238	£19,809	£20,382	£20,957	£21,695	£22,533				
NURSING CO-ORDINATOR	£66,293	£73,499	£79,464								
OCCUPATIONAL THERAPIST (SENIOR I)	£39,755	£41,095	£42,439	£43,949	£46,128	£47,473					
PERSONAL SECRETARY	£22,481	£23,679	£25,288	£26,132	£27,011	£27,915	£28,822	£29,521	£30,242	£30,982	£31,741
PHYSIOTHERAPIST (SENIOR I)	£39,754	£41,095	£42,439	£43,949	£46,128	£47,474					
PHYSIOTHERAPIST (SENIOR II)	£32,208	£33,127	£34,257	£35,634	£37,029	£38,414	£39,755	£41,095	£42,439		
PHYSIOTHERAPY HELPER	£18,746	£19,238	£19,809	£20,382	£20,957	£21,695	£22,533				
PRACTICE DEVELOPMENT SISTER	£38,414	£39,755	£41,095	£42,439	£43,949	£46,128	£47,473				
PROFESSIONAL TECHNICAL OFFICER	£29,527	£30,281	£31,569	£32,869	£34,164	£35,490	£36,871	£38,313	£39,050	£39,807	£40,655
REGISTERED NURSE	£27,731	£28,573	£29,409	£30,563	£31,756	£32,208	£33,127	£34,257	£35,634	£37,029	
SISTER / CHARGE NURSE	£38,414	£39,755	£41,095	£42,439	£43,949	£46,128	£47,473				
SPEECH AND LANGUAGE THERAPIST	£50,658	£52,419	£54,180								

**Appendix Q**

**SALARIES** (cont)

**PUBLIC UNDERTAKINGS** (Source: Respective Statutory Body) (cont)

**CARE AGENCY**

ADMINISTRATIVE ASSISTANT	£19,119	£19,995	£20,662	£21,353	£22,067	£22,805	£23,665	£24,245	£24,835	£25,444	£26,066
ADMINISTRATIVE OFFICER	£22,481	£22,910	£24,466	£25,288	£26,132	£27,011	£28,131	£28,819			
ASSISTANT SOCIAL WORKER	£21,618	£22,264	£22,935	£23,613	£24,329	£25,055	£25,812				
BEHAVIOURAL SUPPORT OFFICER (37HRS)	£22,906	£23,502	£24,401	£25,155	£25,997	£26,839	£27,788				
CARE LEADER	£24,116	£24,737	£25,468	£26,210	£26,953	£27,868	£28,977				
CARE WORKER (QUALIFIED) (NVQ LEVEL 2 - 40 HR)	£19,914	£20,438	£21,044	£21,651	£22,262	£23,046	£23,936				
CARE WORKER (QUALIFIED) (NVQ LEVEL 3 - 40 HR)	£20,545	£21,085	£21,711	£22,339	£22,968	£23,778	£24,698				
CARE WORKER (40 HR)	£19,280	£19,790	£20,374	£20,960	£21,555	£22,315	£23,179				
CARE WORKER (40 HR - PTH)	£22,202	£22,782	£23,651	£24,386	£25,194	£26,018	£26,935				
CARE WORKER (NVQ LEVEL 3 - 37.5HR)	£19,261	£19,767	£20,354	£20,943	£21,533	£22,293	£23,153				
CARE WORKER (NVQ LEVEL 2 - 37.5HR)	£18,669	£19,161	£19,729	£20,297	£20,871	£21,605	£22,441				
CARE WORKER (37.5 HR)	£18,074	£18,553	£19,100	£19,650	£20,209	£20,920	£21,730				
CARE WORKER (30HR)	£14,458	£14,843	£15,280	£15,720	£16,165	£16,736	£17,384				
CARE WORKER (NVQ LEVEL 3 - 30HR)	£15,409	£15,813	£16,283	£16,754	£17,227	£17,833	£18,524				
CARE WORKER (NVQ LEVEL 2 - 30HR)	£14,935	£15,328	£15,783	£16,238	£16,696	£17,285	£17,952				
CARE WORKER (NVQ LEVEL 3 - 20HR)	£10,272	£10,543	£10,855	£11,170	£11,484	£11,889	£12,349				
CARE WORKER (NVQ LEVEL 2 - 20HR)	£9,958	£10,219	£10,521	£10,826	£11,131	£11,523	£11,968				
CARE WORKER (20 HR)	£9,639	£9,895	£10,188	£10,480	£10,778	£11,157	£11,589				
CARE WORKER (15 HR)	£7,231	£7,418	£7,636	£7,862	£8,081	£8,369	£8,689				

## Appendix Q

SALARIES (cont)PUBLIC UNDERTAKINGS (Source: Respective Statutory Body) (cont)CARE AGENCY (cont)

CHARGE NURSE (AFC)	£38,414	£39,755	£41,095	£42,439	£43,949	£46,128	£47,473
CHIEF EXECUTIVE OFFICER (PTH)	£90,894						
COUNSELLOR (37 HRS)	£27,528	£29,058	£30,587	£32,117	£33,645		
COUNSELLOR (20 HRS)	£14,879	£15,707	£16,533	£17,361	£18,186		
COUNSELLOR (REHABILITATION CENTRE)	£30,281	£31,964	£33,645	£35,330	£37,009		
COUNSELLOR (PTH)	£43,949						
DAY CENTRE ASSISTANT (37.5 HRS)	£18,074	£18,533	£19,100	£19,650	£20,209	£20,920	£21,730
DAY CARE CENTRE CO-ORDINATOR	£29,527	£29,881	£32,984	£34,312	£35,003	£35,704	£36,422
DEPUTY MANAGER (ST BERNADETTE'S RESOURCE MANAGER)	£29,527	£29,881	£32,984	£34,312	£35,003	£35,704	£36,422
DIRECTOR FOR SAFETY AND STANDARDS	£70,640	£73,470	£75,483				
ENROLLED NURSE	£22,533	£23,037	£23,705	£24,464	£25,048	£25,970	£26,896
EXECUTIVE OFFICER	£29,527	£29,881	£32,984	£34,312	£35,003	£35,704	£36,422
HANDYMAN / DRIVER	£16,389	£16,814	£17,455	£17,999	£18,596	£19,203	£19,877
HEAD OF PSYCHOLOGY AND THERAPY	£86,687	£89,537	£93,835	£98,339	£103,860		
HEAD OF SERVICE	£66,366	£67,783	£69,206	£70,640			
HIGHER EXECUTIVE OFFICER	£36,877	£38,116	£41,249	£42,919	£43,777	£44,655	£45,549
MANAGER (DR GIRALDI)	£36,877	£38,116	£41,249	£42,919	£43,777	£44,665	£45,549
MANAGER (REHABILITATION CENTRE)(PTH)	£39,019						
MANAGER (ST BERNADETTE'S RESOURCE CENTRE)	£36,877	£38,116	£41,249				
NEWLY QUALIFIED SOCIAL WORKER	£26,125						
OCCUPATIONAL THERAPIST (PTH)	£50,676	£51,898	£53,088	£54,270			
PERSONAL SECRETARY	£22,481	£23,679	£25,288	£26,132	£27,011	£27,915	£28,822
						£29,521	£30,242
							£30,982
							£31,741

**Appendix Q**

**SALARIES** (cont)

**PUBLIC UNDERTAKINGS** (Source: Respective Statutory Body) (cont)

**CARE AGENCY** (cont)

REGISTERED NURSE (37.5 HR) (AFC)	£27,731	£28,573	£29,409	£30,563	£31,756	£32,208	£33,127	£34,257	£35,634	£37,029
RESIDENTIAL HOME MANAGER	£42,192									
SENIOR EXECUTIVE OFFICER	£45,924	£47,656	£50,574	£52,614	£53,665	£54,745	£55,842	£57,921		
SENIOR CARE WORKER	£24,116	£24,737	£25,468	£26,210	£26,953	£27,868	£28,977			
SENIOR CARE WORKER (QUALIFIED)	£26,802	£27,507	£28,316	£29,148	£29,966	£31,024	£32,221			
SENIOR SOCIAL WORKER	£44,101	£45,392	£46,888	£48,119						
SOCIAL WORKER	£34,833	£35,816	£36,568	£37,537	£38,587	£39,717	£41,026	£42,103		
SOCIAL WORKER (OUT OF HOURS)	£25,328									
TEACHER	£29,335									
TEAM MANAGER	£50,676	£51,898	£53,088	£54,270						
TRAINING CO-ORDINATOR	£26,802	£27,507	£28,316	£29,148	£29,966	£31,024	£32,221			
UNIT MANAGER	£24,116	£24,737	£25,468	£26,210	£26,953	£27,868	£28,977			
UNIT MANAGER (QUALIFIED)	£26,802	£27,507	£28,316	£29,148	£29,966	£31,024	£32,221			

## Appendix Q

SALARIES (cont)PUBLIC UNDERTAKINGS (Source: Respective Statutory Body) (cont)GIBRALTAR ELECTRICITY AUTHORITY

ASSISTANT FINANCIAL AND ADMINISTRATION MANAGER	£42,109	£42,947	£43,808	£44,669	£46,541
CHIEF EXECUTIVE	£105,181				
D5 OFFICER	£45,195	£46,954	£48,781	£50,690	£52,670
DEPUTY CHIEF EXECUTIVE	£72,668	£75,480	£78,408	£81,451	£84,613
ENGINE ROOM OPERATIVE	£29,417	£30,561	£31,750	£32,985	£34,271
ENGINEER	£53,753	£55,843	£58,019	£60,282	£62,633
FINANCE AND ADMINISTRATION DIRECTOR	£63,296	£64,558	£65,853	£67,170	£69,665
FINANCIAL AND ADMINISTRATION MANAGER	£51,632	£52,663	£53,717	£54,789	£56,823
FINANCIAL AND ADMINISTRATION OFFICER	£33,835	£34,660	£35,504	£36,369	£37,254
INSTALLATION INSPECTOR	£40,903	£42,495	£44,149	£45,873	£47,662
OPERATOR / MAINTENANCE WORKER	£31,565	£32,792	£34,072	£35,398	£36,785
SENIOR ENGINEER	£64,323	£66,820	£69,421	£72,129	£74,939
SKILLED GRADE (D8)	£29,417	£30,561	£31,750	£32,985	£34,271
SUPERVISOR (D6)	£36,991	£38,434	£39,933	£41,498	£43,121
SYSTEMS ENGINEER	£53,753	£55,843	£58,019	£60,282	£62,633
TECHNICAL GRADE (D7)	£31,565	£32,792	£34,072	£35,398	£36,785

**Appendix Q**

**SALARIES** (cont)

**PUBLIC UNDERTAKINGS** (Source: Respective Statutory Body) (cont)

**GIBRALTAR PORT AUTHORITY**

ADMINISTRATIVE AND FINANCE OFFICER	£24,715	£26,391	£28,190	£29,135	£30,111	£31,124	£32,424	£33,214	£34,024	£34,857	£35,713
ADMINISTRATIVE AND FINANCE EXECUTIVE / PERSONAL ASSISTANT TO THE CAPTAIN OF THE PORT	£31,802	£34,418	£38,006	£39,539	£40,339	£41,143	£41,977	£42,801	£44,607		
ADMINISTRATIVE AND FINANCE HIGHER EXECUTIVE	£40,566	£42,203	£43,905	£47,526	£49,457	£50,449	£51,460	£52,494	£54,453		
BUNKERING SUPERINTENDENT	£48,458	£49,973	£50,972	£51,988	£53,028	£54,995					
CHIEF EXECUTIVE OFFICER / CAPTAIN OF THE PORT	£111,354										
COXSWAIN	£25,419	£27,107	£28,794	£30,484	£32,172	£33,858	£35,549	£37,237	£38,923	£40,607	
DEPUTY VTS MANAGER	£42,925	£46,528	£50,802								
ENVIRONMENTAL HEALTH & SAFETY ADVISOR	£48,458	£49,973	£50,972	£51,988	£53,028	£54,995					
MESSENGER / HANDYMAN	£28,528										
MARINE OFFICER	£53,073	£54,203	£56,302	£58,497	£60,774	£63,142	£65,601	£68,874	£68,137		
PORT MAINTENANCE CO-ORDINATOR	£48,458	£49,973	£50,972	£51,988	£53,028	£54,995					
PORT OFFICER	£39,022	£39,547	£41,092	£41,893	£42,702	£43,538	£44,369	£46,181			
PORT OPERATIVE	£32,774	£33,837	£34,611	£35,427	£36,267	£37,131					
SEAMEN / MECHANIC	£25,419	£26,708	£27,999	£29,286	£30,576	£31,863	£33,152	£34,442	£35,729	£37,015	
SENIOR PORT OFFICER	£49,585	£51,104	£52,099	£53,117	£54,155	£56,124					
SWEEPER / LABOURER	£23,891										
VTS MANAGER (NON CONTRACT)	£48,458	£49,973	£50,972	£51,988	£53,028	£54,995					

**Appendix Q**

**SALARIES** (cont)

**PARLIAMENT** (Source: Human Resources Department)

CHIEF MINISTER	£142,689
MINISTER	£109,253
SPEAKER	£55,982
LEADER OF OPPOSITION	£64,336
MEMBERS	£38,221



**LIST OF RETITLED SUBHEADS**

2019/2021	2021/2022
General Expenses	Bathing Pavilion Expenses
Beach Contracted Services	Beach Services
Law Books Medical Books Training Manuals and Subscriptions	Books and Subscriptions
CCTV Security Services	CCTV
Cleaning Materials Cleaning Materials and Sundry Expenses Office Cleaning Office Cleaning - Government Cleaning Scheme	Cleaning Expenses
Cleaning Office Cleaning Office Cleaning - Government Cleaning Scheme Cleaning of Offices and Entry Points - Government Cleaning Scheme	Cleaning Services
Company Registration - Companies House (Gib) Ltd - Contracted Services	Company Registration - Companies House (Gib) Ltd
Computer and Office Equipment Computer Running Expenses Information Technology Expenses IT Programming Expenses IT Support	Computer and Office Equipment Expenses
Conferences and Travel Conferences, Training and Official Travel Conferences, Training and Travelling Expenses Marketing, Promotions and Conferences Training Courses and Conferences Travelling Expenses	Conferences
Consultancy and Associated Costs Temporary Consultancy Services	Consultancy Services
Commissioner of Sustainable Development - Salaries Contract Officers - Finance Centre	Contract Officers
Commissioner of Sustainable Development - General Expenses	Contract Officers - General Expenses
Conferences / Development and Planning Commission Expenses	Development and Planning Commission Expenses
Clinical Waste	Disposal of Clinical Waste
Dressings and Aids Dressings, Medical Gases and Tests	Dressings, Aids, Medical Gases and Tests
Archives - General Expenses Running Expenses	General Expenses
Contracted Services - Heritage	Heritage
Employer's & Public Liability Insurance Information Technology Equipment - Insurance Insurance Insurance - Employer's Liability - Lifetime Insurance Insurance, Premiums and Claims Insurances and Claims Marine Surveyor's Insurance	Insurance Expenses
Investigation and Research Survey and Investigation Expenses	Investigation Expenses

**LIST OF RETITLED SUBHEADS** (cont)

Subheads 2019/2021	Subheads 2021/2022
Lift Maintenance Contract	Lift Maintenance
Litter Control and Cleaning Expenses	Litter Control and Associated Costs
Maintenance Agreement	Maintenance Agreements and Licences
Advertising, Marketing and Travel Marketing and Official Visits Marketing, Promotions and Conferences	Marketing
Messengerial Services	Messenger Services
Marketing and Official Visits Official Functions Official Travel Abroad Official Visits	Official Visits And Functions
Oil Pollution	Oil Pollution Services
Other Grants	Other Grants and Donations
2nd Generation Passports	Passport Expenses
Records, Printing and Stationery	Printing and Stationery
Accountancy and Legal Expenses Audit Fees Consultancy and Professional Fees Consultancy Services including Private Sector Fees for Legal Advice Legal Fees Legal Fees (Advice & Consultation) Professional Audit Fees	Professional Fees
Contractual Expenses Recruitment Contractual Expenses Recruitment Contractual Expenses and Accommodation	Recruitment Expenses
Office Rent and Service Charges Ground Rent	Rents and Service Charges
Equipment Maintenance Equipment Spares/Repairs Maintenance of Armour Decking Maintenance of Equipment Maintenance of Fire and Rescue Equipment Maintenance Works X-Ray Machine Repairs and Maintenance	Repairs and Maintenance
Repatriation Costs	Repatriation Expenses
Research, Development Studies and Professional Fees	Research, Development Studies and Associated Fees
Books and Equipment	School Books and Equipment
Security Equipment Expenses Security Expenses	Security Costs
Environmental Security Services Port Security Security Security and Messenger Services Security Expenses Site Security	Security Services
Shop Mobility Contract	Shop Mobility
Statistical Surveys Survey and Investigation Expenses	Surveys

## LIST OF RETITLED SUBHEADS (cont)

Subheads 2019/2021	Subheads 2021/2022
Small Plant and Tools	Tools and Equipment
Administrative Staff Training Audit Training Conferences, Training and Official Travel Conferences, Training and Travelling Expenses Training Training and Conferences Training and Related Expenses Training Courses Training Courses & Official Travel Training Courses and Conferences Training Courses and Official Travel	Training Expenses
Motor Vehicle and Fuel Expenses Motor Vehicle Expenses Transport Services Vehicle Expenses Vehicle Maintenance / Insurance Vehicles and Plant	Transport Expenses
Housing Tribunal	Tribunals - Housing
Hardware, Uniform and Linen Protective Clothing Protective Clothing and Fire Prevention Protective Clothing and Uniforms Uniforms Uniforms and Equipment	Uniforms and Protective Clothing
Planted Areas Upkeep of Plants	Upkeep of Planted Areas

COVID-19 RESPONSE FUND (i)	ESTIMATE	FORECAST	ESTIMATE	ACTUAL
	2022/2023	OUTTURN 2021/2022	2021/2022	2019/2021
	£	£	£	£
<b>Receipts</b>				
Contribution from Consolidated Fund - Head 61 (ii)	40,120,000	135,058,058	67,449,000	225,121,849
Contribution from European Social Fund	0	0	0	2,230,799
Donations	0	53,442	1,000	2,633,538
Total Income	40,120,000	135,111,500	67,450,000	229,986,186
<b>Payments</b>				
Contribution to Consolidated Fund:				
(Foregone Revenue from incentives to support business and impact of downturn in HMGoG Receipts)				
1 - 1 Income Tax	0	1,767,183	5,644,000	16,641,927
1 - 2 Company Tax	10,000,000	31,792,295	28,688,000	48,515,216
2 - 1 Import Duties	30,000,000	33,559,478	34,332,000	65,157,143
4 - 1 General Rates and Salt Water Charges	0	6,583,786	719,000	7,679,327
5 - 54 Group Practice Medical Scheme	0	994,384	1,520,000	7,492,068
5 - 59(a) Billed Charges to Consumers	0	916,110	0	3,606,065
Statutory Benefits Fund - Contributions Collected	40,000,000	106,975,911	55,806,000	158,340,607
	0	240,713	0	4,975,557
	40,000,000	107,216,624	55,806,000	163,316,164
Departmental Expenses:				
Civil Contingency Department	0	459,821	200,000	595,300
Redeployed Staff	0	667,209	150,000	732,260
Other Government Departments	0	225,532	167,000	723,249
	0	1,352,562	517,000	2,050,809
Other Expenses:				
Gibraltar Health Authority	0	20,137,593	5,500,000	19,102,329
Other Public Undertakings	120,000	2,649,745	1,502,000	4,412,386
Government Companies	0	0	0	3,488,889
Business Employee Assistance Terms (BEAT)	0	3,457,880	3,500,000	28,481,628
Airport Service Costs	0	0	0	2,132,892
	120,000	27,597,780	11,019,000	59,668,933
Capital Expenses:				
Civil Contingency Department	0	0	0	359,790
Government Departments	0	0	0	259,147
	0	0	0	618,937
Gibraltar Health Authority	0	224,625	625,000	3,545,356
Other Public Undertakings	0	19,029	0	203,258
	0	243,654	625,000	4,367,551
Total Expenditure	40,120,000	135,058,058	67,450,000	227,352,648
<b>SUMMARY</b>				
Surplus/(Deficit) brought forward	2,686,980	2,633,538	2,633,538	0
Receipts	40,120,000	135,111,500	67,450,000	229,986,186
	42,806,980	137,745,038	70,083,538	229,986,186
Expenditure:				
Payments	40,120,000	135,058,058	67,450,000	227,352,648
Surplus/(Deficit) carried forward	2,686,980	2,686,980	2,633,538	2,633,538

(i) No provision for Covid-19 Expenditure has been included for 2022/23 other than for the Gibraltar Health Authority - Elderly Residential Services Section to maintain higher standards of sanitation in order to continue to protect the residents

(ii) Head 61 Contribution to the COVID-19 Response Fund (page 170)

SUMMARY OF COVID-19 RESPONSE FUND	RECURRENT			
	ESTIMATE	FORECAST	ESTIMATE	ACTUAL
	2022/2023	O U T T U R N 2021/2022	2021/2022	2019/2021
	£	£	£	£
<b>Department:</b>				
1 Treasury	0	81	1,000	1,249
2 No. 6 Convent Place	0	2,168	3,000	9,417
<i>Office of the Chief Technical Officer</i>	0	0	0	406
3 Office of the Chief Technical Officer	0	0	1,000	0
4 Customs	0	7,194	1,000	24,444
5 Income Tax	0	49	1,000	5,270
6 Parliament	0	0	1,000	1,641
7 Human Resources	0	60	1,000	1,221
8 Immigration and Civil Status	0	127	1,000	2,551
9 Financial Secretary's Office	0	0	1,000	181
10 Government Law Office	0	1,441	1,000	1,042
11 Office of the Deputy Chief Minister	0	50	1,000	527
12 Civil Aviation	0	0	1,000	0
13 Environment	0	32,497	35,000	278,002
14 Collection and Disposal of Refuse	0	14,625	20,000	26,957
15 Upper Rock Tourist Sites and Beaches	0	1,372	1,000	30,518
16 Education	0	16,758	25,000	142,904
18 Heritage	0	207	1,000	264
19 Culture	0	20	1,000	2,020
20 Driver and Vehicle Licensing	0	1,003	1,000	12,920
21 Technical Services	0	253	1,000	1,018
22 Social Security	0	62	1,000	4,395
23 Statistics Office	0	20	1,000	1,545
24 Economic Development	0	180	1,000	908
25 Procurement Office	0	0	1,000	503
26 Justice	0	0	1,000	0
27 Gibraltar Law Courts	0	786	5,000	7,318
28 Policing	0	3,962	25,000	104,248
29 Prison	0	3,564	6,000	18,700
30 Equality	0	0	1,000	973
31 Civil Contingency	0	459,821	200,000	595,300
Remuneration Costs - Redeployed Personnel	0	667,209	150,000	732,260
33 Town Planning and Building Control	0	1,118	1,000	597
34 Office of Fair Trading	0	21	1,000	0
35 Fire and Rescue Service	0	916	1,000	4,102
37 Housing	0	0	1,000	359
38 Employment	0	129,851	1,000	848
39 Youth	0	6,041	7,000	4,225
40 Sport and Leisure	0	0	1,000	0
41 Digital Services	0	0	1,000	0
42 Information Technology and Logistics Department	0	0	1,000	0
44 Financial Services	0	98	1,000	758
45 Gambling Division	0	0	1,000	199
46 Health and Social Care	0	0	1,000	0
49 Drug & Alcohol Awareness & Rehabilitation Services	0	820	1,000	1,347
<i>Commerce</i>	0	0	0	10,700
51 Business	0	0	1,000	0
52 Tourism	0	60	1,000	6,982
53 Postal Services	0	128	3,000	4,534
55 Maritime Services	0	0	1,000	1,111
<i>Commercial Aviation</i>	0	0	0	5,760
56 Gibraltar Audit Office	0	0	1,000	585
	0	1,352,562	517,000	2,050,809

SUMMARY OF COVID-19 RESPONSE FUND	CAPITAL			
	ESTIMATE	FORECAST	ESTIMATE	ACTUAL
	2022/2023	OUTTURN 2021/2022	2021/2022	2019/2021
	£	£	£	£
<b>Department:</b>				
1 Treasury	0	0	0	0
2 No. 6 Convent Place	0	0	0	0
<i>Office of the Chief Technical Officer</i>	0	0	0	0
3 Office of the Chief Technical Officer	0	0	0	0
4 Customs	0	0	0	0
5 Income Tax	0	0	0	0
6 Parliament	0	0	0	0
7 Human Resources	0	0	0	0
8 Immigration and Civil Status	0	0	0	0
9 Financial Secretary's Office	0	0	0	0
10 Government Law Office	0	0	0	0
11 Office of the Deputy Chief Minister	0	0	0	0
12 Civil Aviation	0	0	0	0
13 Environment	0	0	0	0
14 Collection and Disposal of Refuse	0	0	0	0
15 Upper Rock Tourist Sites and Beaches	0	0	0	9,933
16 Education	0	0	0	105,323
18 Heritage	0	0	0	0
19 Culture	0	0	0	0
20 Driver and Vehicle Licensing	0	0	0	0
21 Technical Services	0	0	0	0
22 Social Security	0	0	0	0
23 Statistics Office	0	0	0	0
24 Economic Development	0	0	0	0
25 Procurement Office	0	0	0	0
26 Justice	0	0	0	0
27 Gibraltar Law Courts	0	0	0	0
28 Policing	0	0	0	0
29 Prison	0	0	0	0
30 Equality	0	0	0	0
31 Civil Contingency	0	0	0	359,790
33 Town Planning and Building Control	0	0	0	0
34 Office of Fair Trading	0	0	0	0
35 Fire and Rescue Service	0	0	0	869
37 Housing	0	0	0	37,811
38 Employment	0	0	0	1,494
39 Youth	0	0	0	0
40 Sport and Leisure	0	0	0	0
41 Digital Services	0	0	0	0
42 Information Technology and Logistics Department	0	0	0	0
44 Financial Services	0	0	0	0
45 Gambling Division	0	0	0	0
46 Health and Social Care	0	0	0	0
49 Drug & Alcohol Awareness & Rehabilitation Services	0	0	0	0
<i>Commerce</i>	0	0	0	0
51 Business	0	0	0	0
52 Tourism	0	0	0	0
53 Postal Services	0	0	0	0
55 Maritime Services	0	0	0	0
<i>Commercial Aviation</i>	0	0	0	0
56 Gibraltar Audit Office	0	0	0	0
Government Computerisation Programme	0	0	0	103,717
	0	0	0	618,937

SUMMARY OF COVID-19 RESPONSE FUND (cont)	RECURRENT			
	ESTIMATE	FORECAST	ESTIMATE	ACTUAL
	2022/2023	OUTTURN 2021/2022	2021/2022	2019/2021
	£	£	£	£
<b>Public Undertakings:</b>				
Appendix F - Gibraltar Health Authority	0	20,137,593	5,500,000	19,102,329
<b>Other Public Undertakings:</b>				
Appendix B - Gibraltar Development Corporation	0	504	3,000	10,990
Appendix C - Borders and Coastguard Agency	0	2,705	1,000	5,099
Appendix D - Housing Works Agency	0	55,862	50,000	298,149
Appendix E - Gibraltar Sports and Leisure Authority	0	0	4,000	4,881
Appendix G - Gibraltar Health Authority - Elderly Residential Services Section	120,000	962,503	738,000	2,630,575
Appendix H - Care Agency	0	1,627,082	700,000	1,442,948
Appendix I - Gibraltar Electricity Authority	0	1,089	5,000	15,379
Appendix J - Gibraltar Port Authority	0	0	1,000	4,365
	120,000	2,649,745	1,502,000	4,412,386
	120,000	22,787,338	7,002,000	23,514,715

SUMMARY OF COVID-19 RESPONSE FUND (cont)	CAPITAL			
	ESTIMATE	FORECAST	ESTIMATE	ACTUAL
	2022/2023	OUTTURN 2021/2022	2021/2022	2019/2021
	£	£	£	£
<b>Public Undertakings:</b>				
Appendix F - Gibraltar Health Authority	0	224,625	625,000	3,545,356
<b>Other Public Undertakings:</b>				
Appendix B - Gibraltar Development Corporation	0	0	0	0
Appendix C - Borders and Coastguard Agency	0	220	0	2,267
Appendix D - Housing Works Agency	0	0	0	0
Appendix E - Gibraltar Sports and Leisure Authority	0	0	0	4,650
Appendix G - Gibraltar Health Authority - Elderly Residential Services Section	0	17,834	0	111,610
Appendix H - Care Agency	0	975	0	76,102
Appendix I - Gibraltar Electricity Authority	0	0	0	0
Appendix J - Gibraltar Port Authority	0	0	0	8,629
	0	19,029	0	203,258
	0	243,654	625,000	3,748,614