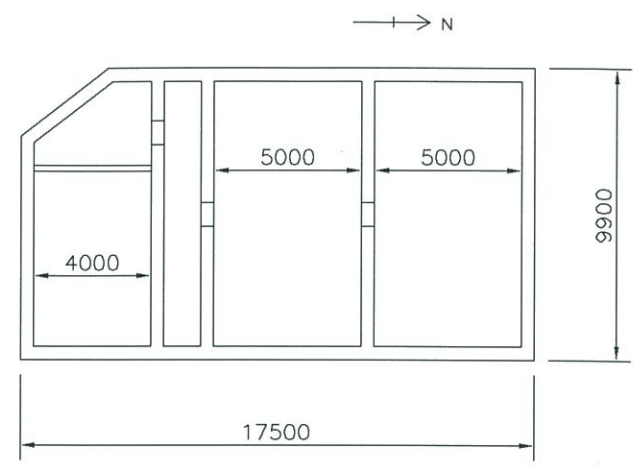
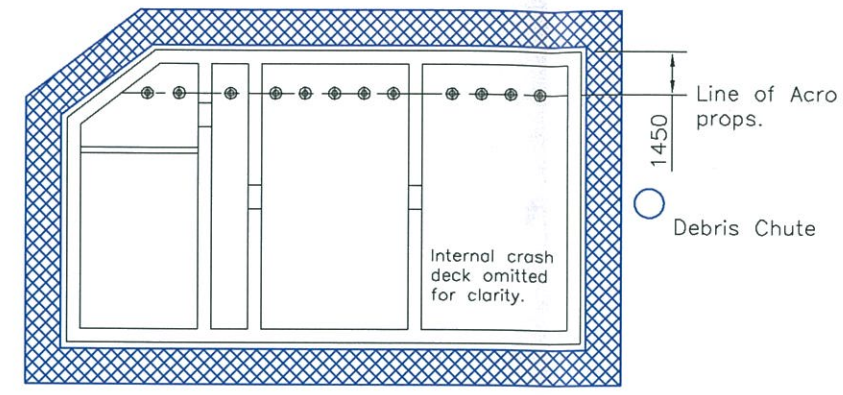


NOTES

1. The drawing is to be read in conjunction with the Demolition Report TR/BTB-01

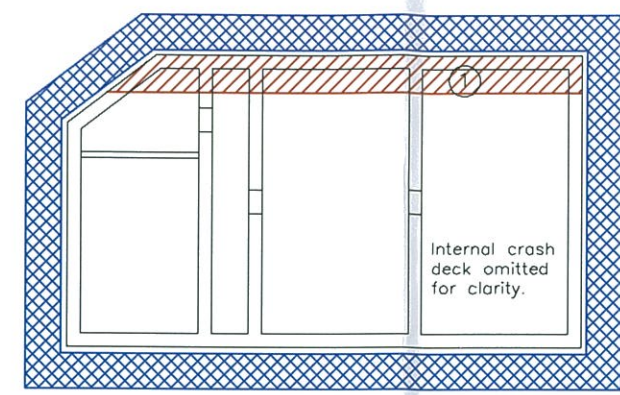


PLAN - Showing approx. dimensions.



Phase 1.

1. Erect/Check Perimeter and internal scaffolds.
2. Install line of acro props.



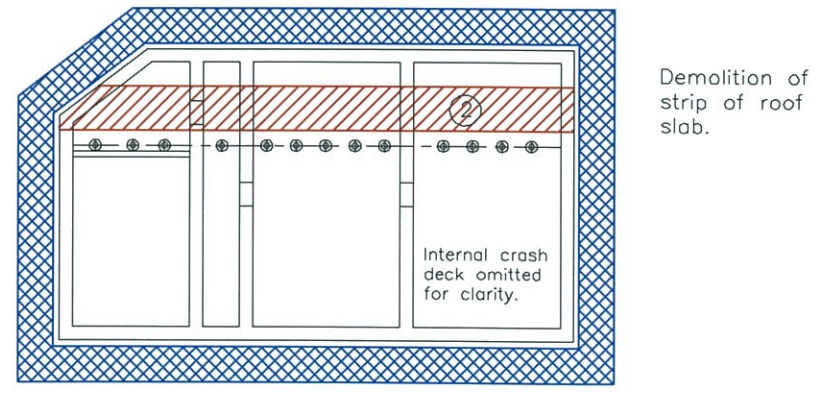
Phase 2.

1. Demolish by hand strip of rc roof slab.

Demolition of strip of roof slab.

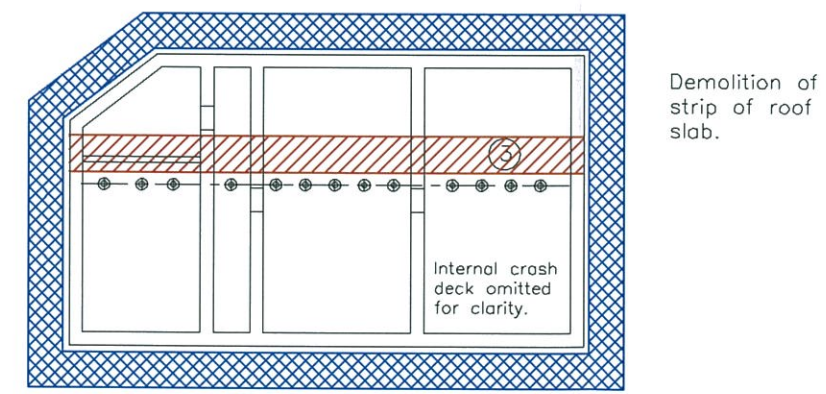
Legend:

- Scaffold
- Demolition
- Acro-Props



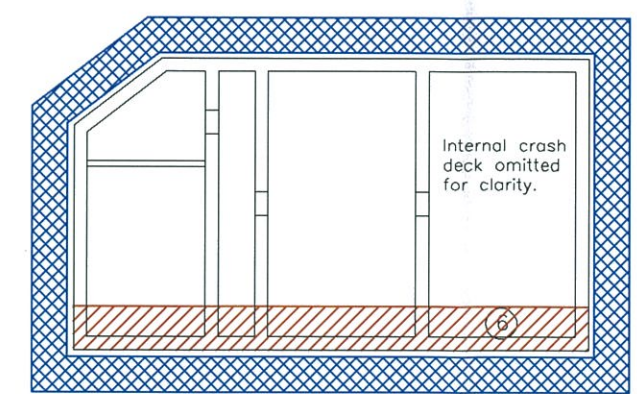
Phase 3.

1. Move line of acro props.
2. Demolish by hand strip of rc roof slab.



Phase 4.

1. Move line of acro props.
2. Demolish by hand strip of rc roof slab.



Phase 5.

1. Repeat the process.
2. Demolish by hand the final strip of rc roof slab.

**TOWN PLANNING AND BUILDING CONTROL**

15 JUL 2013

Demolition of roof slab

**RECEIVED**

CONTRACTOR: CONSTRUCTION & MAINTENANCE LTD

CLIENT: GIBRALTAR GOVERNMENT

PROJECT: OLD MOLE HEAD BUILDING DEMOLITION

DRAWING TITLE: DEMOLITION PLAN RC ROOF SLAB

DATE: July 2013 SCALE: 1:250 DRAWN: JJD

THIS DRAWING MUST BE READ WITH THE DEMOLITION REPORT AND SCHEDULES THEREON

DWG No: TR/DRG/S-03

J J DE LA PAZ  
Consulting Engineers Ltd

9 Admirals Place  
PO Box 1282  
Gibraltar