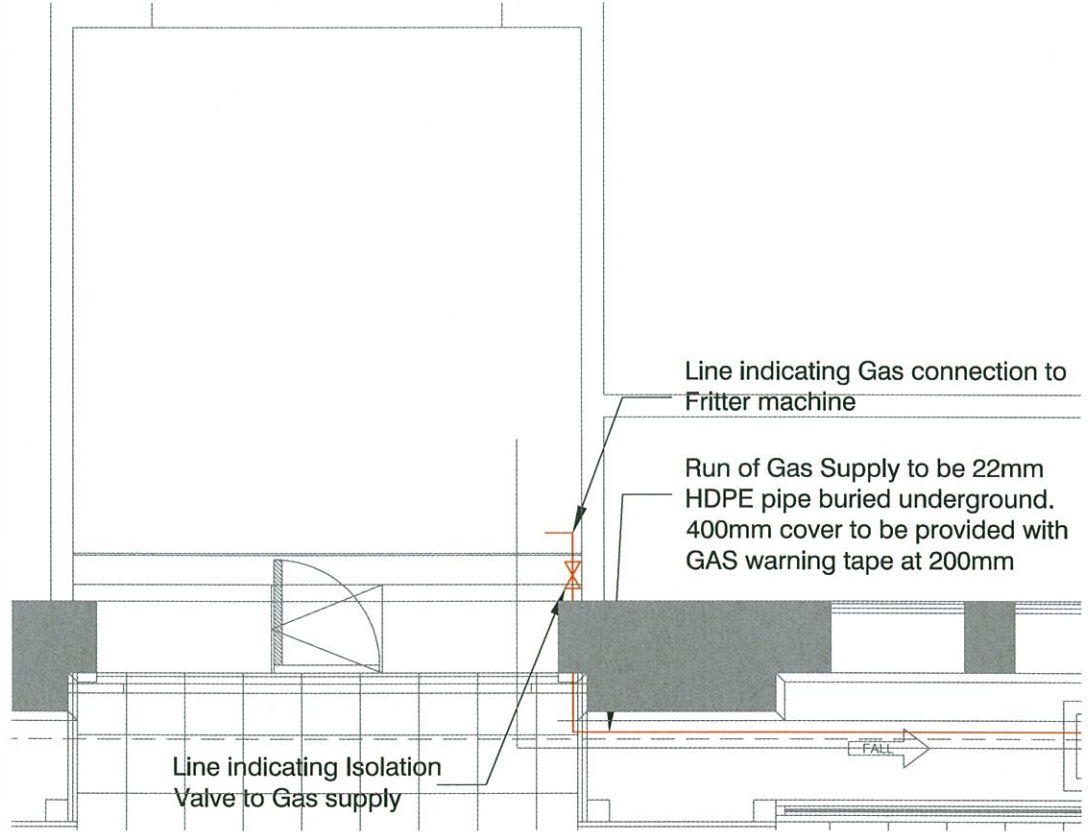


LEGEND	
	Gas Pipe
	Isolation Valve
Pipe Sizes	
Main Gas Supply	22 Ø HDPE

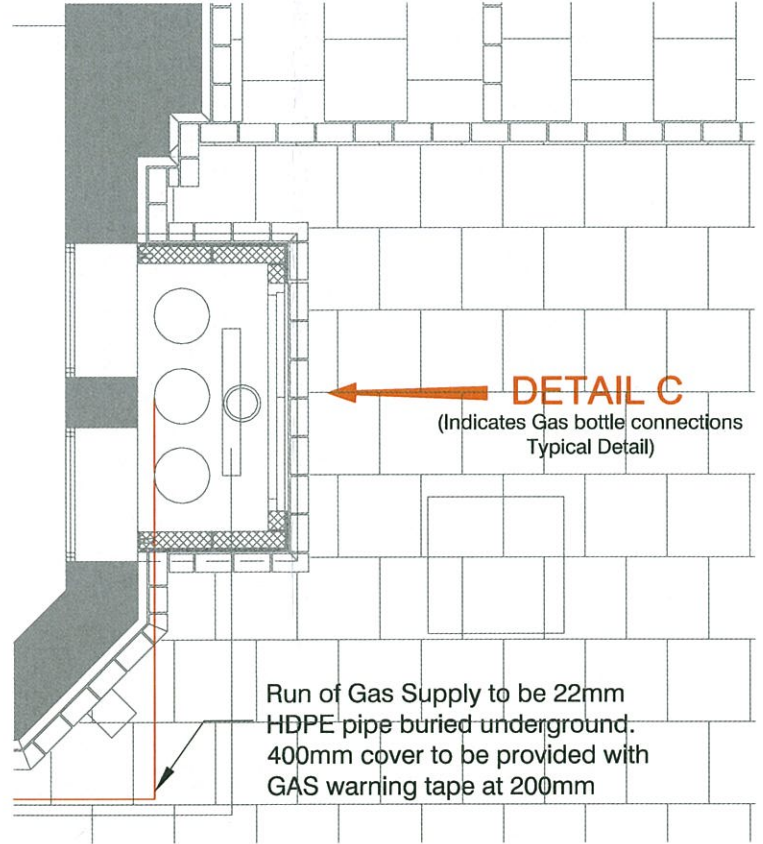
**GAS LAYOUT AS PROPOSED**

Scale : 1 : 50



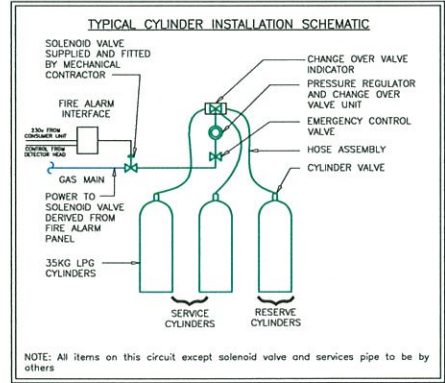
**DETAIL A**

Scale : 1 : 20



**DETAIL B**

Scale : 1 : 20



**DETAIL C**

Not to Scale

THIS DRAWING SHALL BE READ IN CONJUNCTION GAS SPECIFICATION 8000

**GENERAL NOTES**  
ANY DISCREPANCIES / CLASHES WITH EXISTING SERVICES SHOULD BE REPORTED IMMEDIATELY TO THE ENGINEER

General Note:  
• Contractor is not to scale off this drawing. Scale is indicative only, actual site measurements are to be taken to check and confirm dimensions as drawn.  
• Any discrepancies or queries regarding this drawing are to be forwarded to the engineer/engineers whose name appears in the "drawn by" and "checked by" box

28.05.12	drawing amended with RCM updated background, omitting of WPA and associated services	C	AM
08.05.12	drawing amended with RCM updated background	B	AM
03.05.12	Preliminary Issue	A	AM
DATE	DETAIL OF CHANGES	REV	CAD

PROJECT	Public Market Fritters Enclosure		
CLIENT	Technical Services		
TITLE	Proposed Gas supply		
STATUS	PRELIMINARY	S2E PROJECT NO.	DWG NO.
Based on Architects Background	14.03.12	A1 E12-030	SK2001
DRAWN BY	CHECKED BY	SCALE	DATE
A. Maw	F. Forvillo	1:50	13.04.12
REV	C		