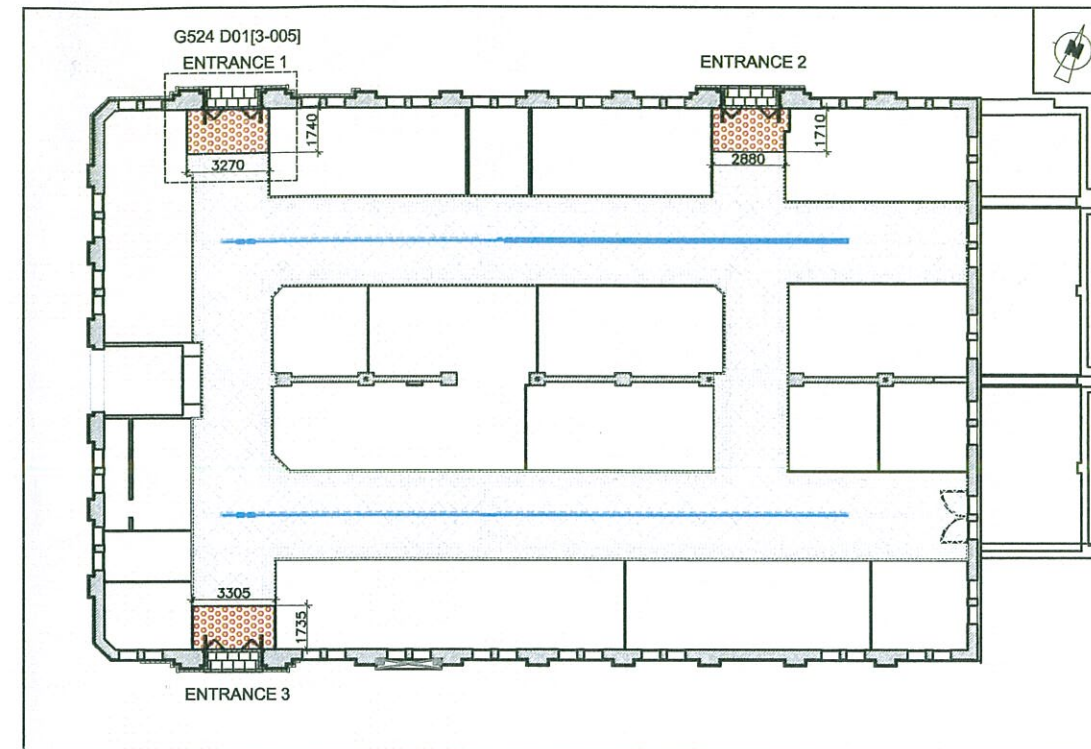


G524D01[3-005] - SCALE:1:10



REFERENCE PLAN - SCALE:1:150

NOTES:

DO NOT SCALE OFF THIS DRAWING.
CHECK DIMENSIONS ON SITE PRIOR TO COMMENCEMENT.
THIS DRAWING IS THE COPYRIGHT OF WSRM LTD. AND
MUST NOT BE COPIED OR REPRODUCED, IN PART OR IN
WHOLE, WITHOUT PERMISSION OF WSRM LTD.
TO BE READ IN CONJUNCTION WITH OTHER RELEVANT
CONSULTANTS INFORMATION.

BUILDING NOTES:

NBS REF	DESCRIPTION
01	EXISTING TILES MARSHALL'S SAXON 450x450x50
02	EXISTING TILES MARSHALL'S TESCINA 200x100x30MM.
03	EXISTING TILES PILKINGTON RANGE: 150 X 150 X 9MM.
04	EXISTING TILES PILKINGTON RANGE: 300 X 300 X 9MM
05	EXISTING DOOR
06	NEW TILES DORSET WOOLLCROFT MULTIDISC TILE PRODUCT REF: DW-MDDGR1515 [COLOUR DARK GREY] SIZE: 148x148x9MM SLIP RATING FOR ANTI-SLIP FINISH R12 / CLASSIFICATION GROUP C
07	10MM MOVEMENT JOINT - WATERPROOF MASTIC OR SIMILAR FINISH TO BE APPROVED BY ARCHITECT. INSTALL IN ACCORDANCE WITH BSS5385-3 (CLAUSES 6.8 AND 7.1.6).

REV	DATE	AMENDMENTS
X	X.XX.XX	X

WSRM architects

Suite 1.2.20
Euro Towers
PO BOX 474
GIBRALTAR
Tel: (350) 20074547
Fax: (350) 20074583
Email: architects@wsrm.g
Web: www.wsrmltd.g




CLIENT
GOVERNMENT OF GIBRALTAR


PROJECT
REFURBISHMENT OF PUBLIC MARKET

DRAWING TITLE
ENTRANCES TILING (SETTING OUT)


SCALE	JOB + DRG REF No.	REV
1:10@A1	G524[3-005]-GA-ENTRANCES-10	X



ENTRANCE 1



ENTRANCE 2



ENTRANCE 3