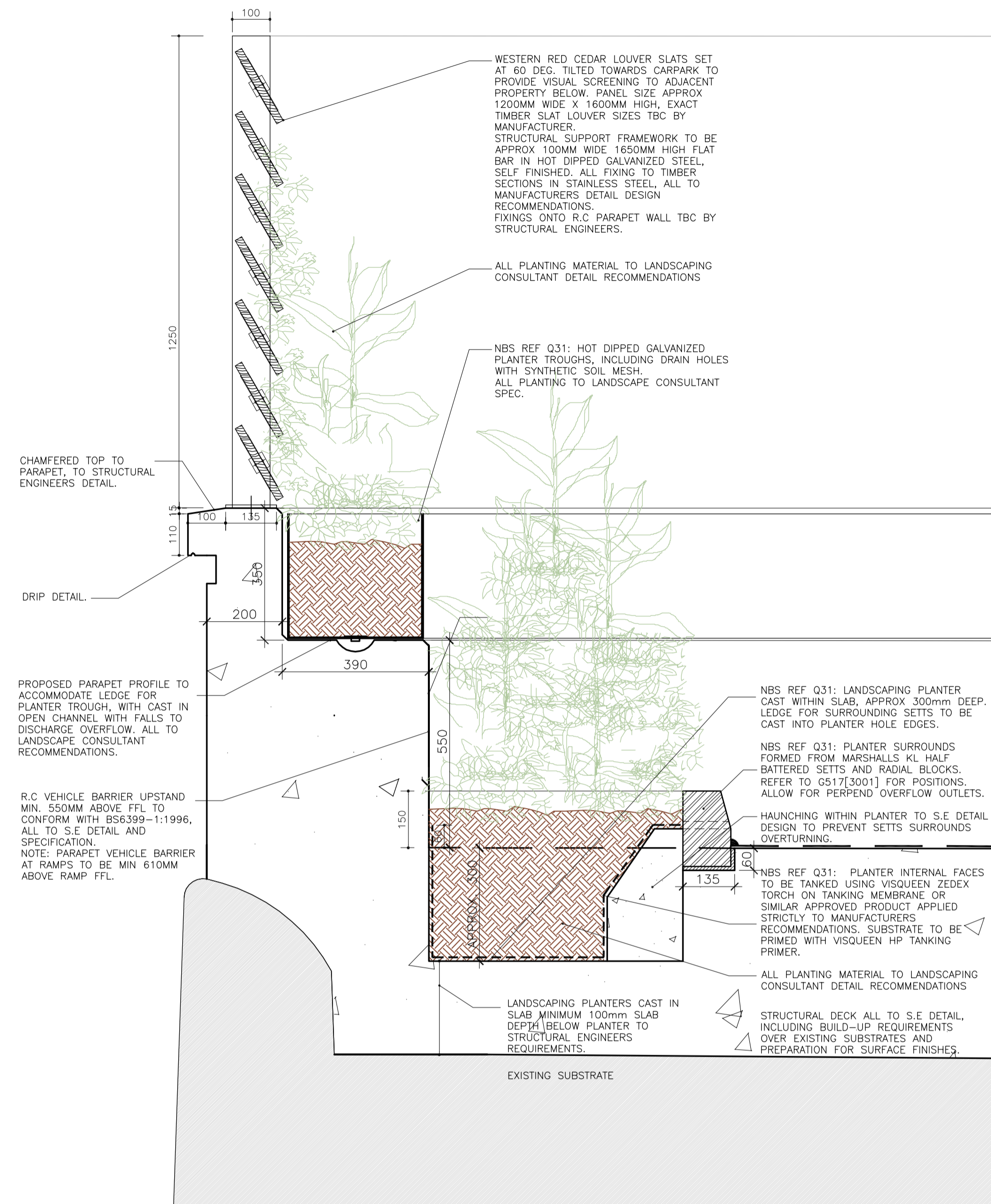
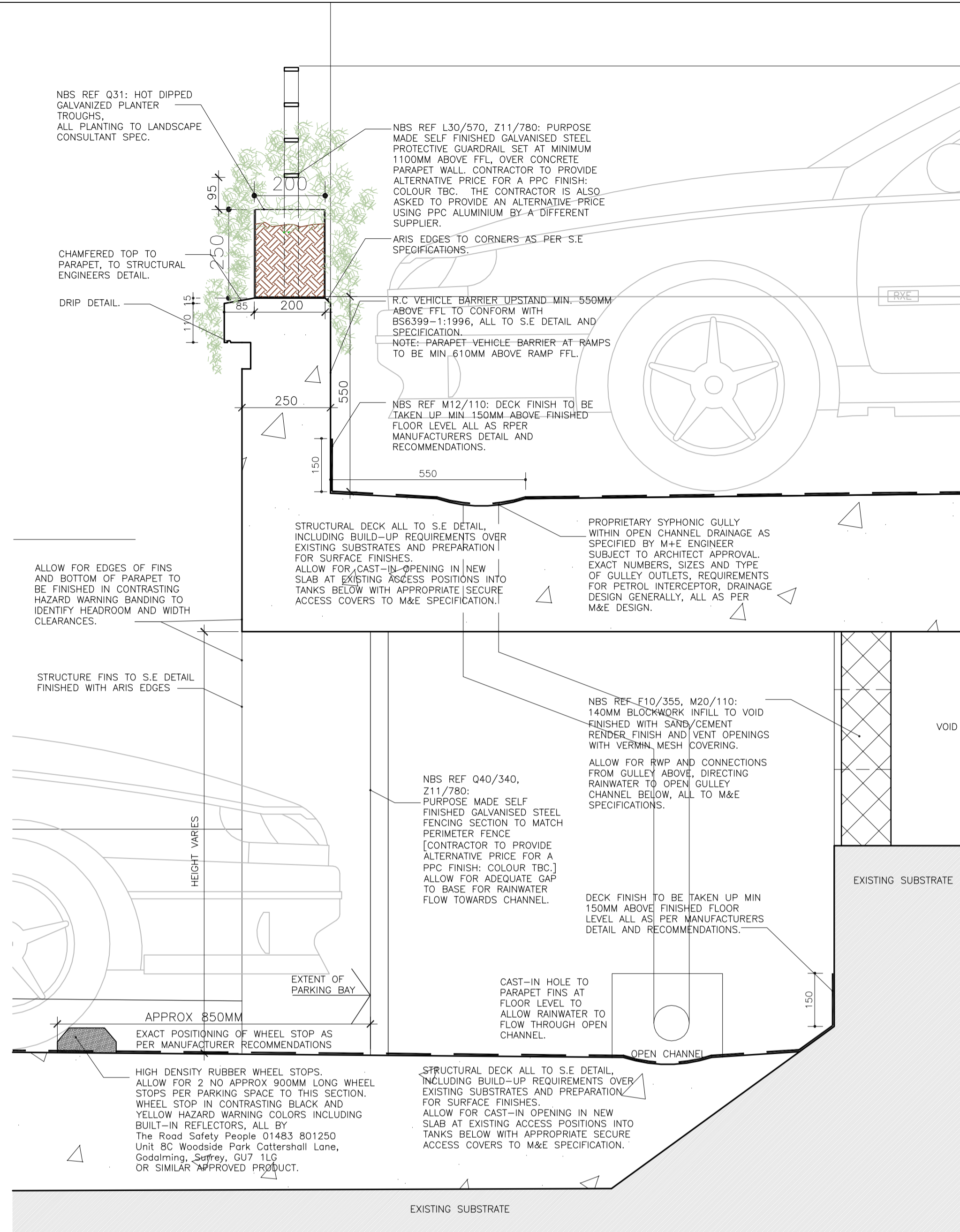


TYPICAL SLAB EDGE DETAILS

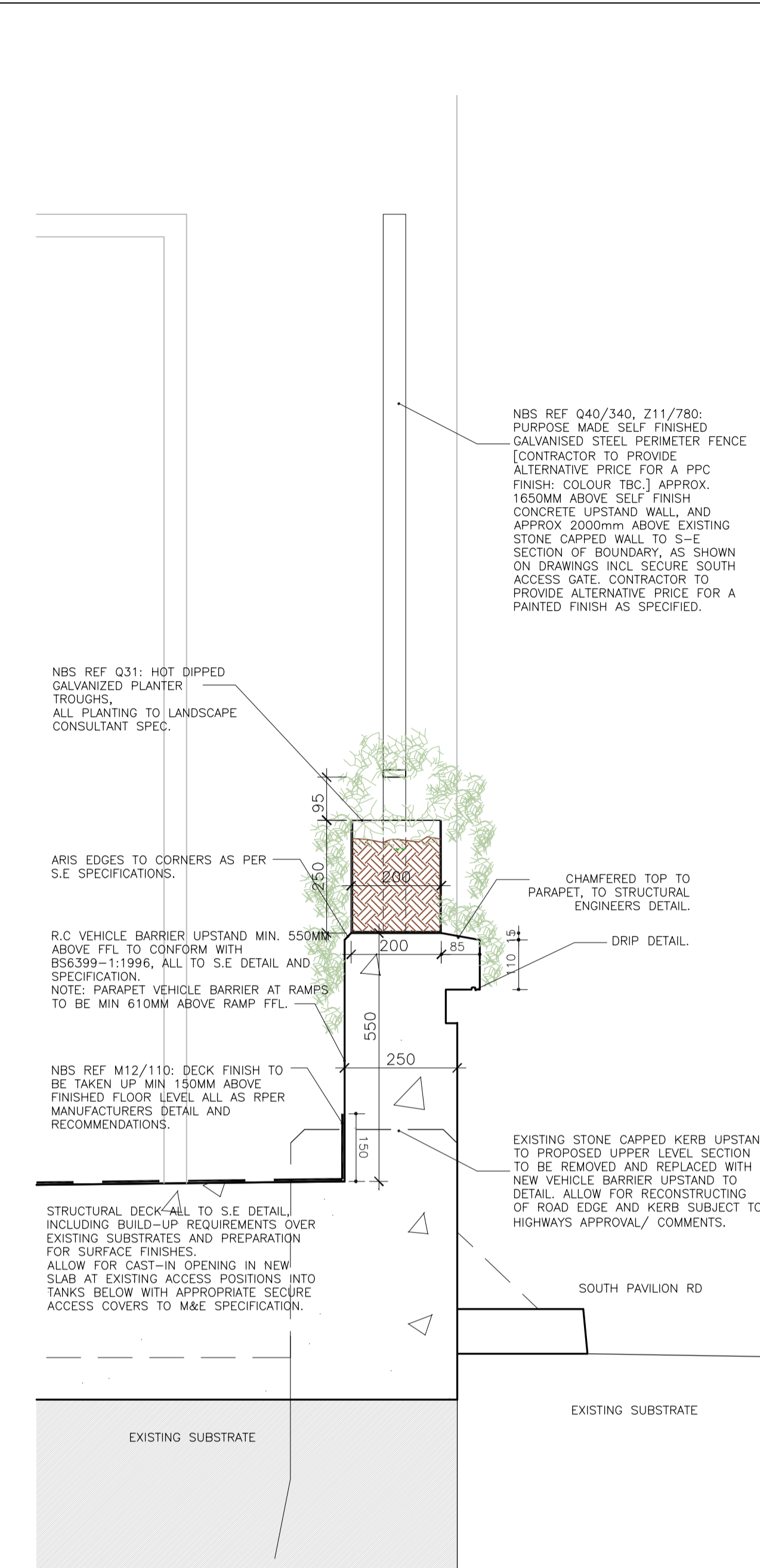
SCALE 1:10



D01[4001] - REF : G517[3002]
TYPICAL EDGE DETAIL
SCALE 1:10



D02[4001] - REF : G517[3002]
TYPICAL EDGE DETAIL
SCALE 1:10



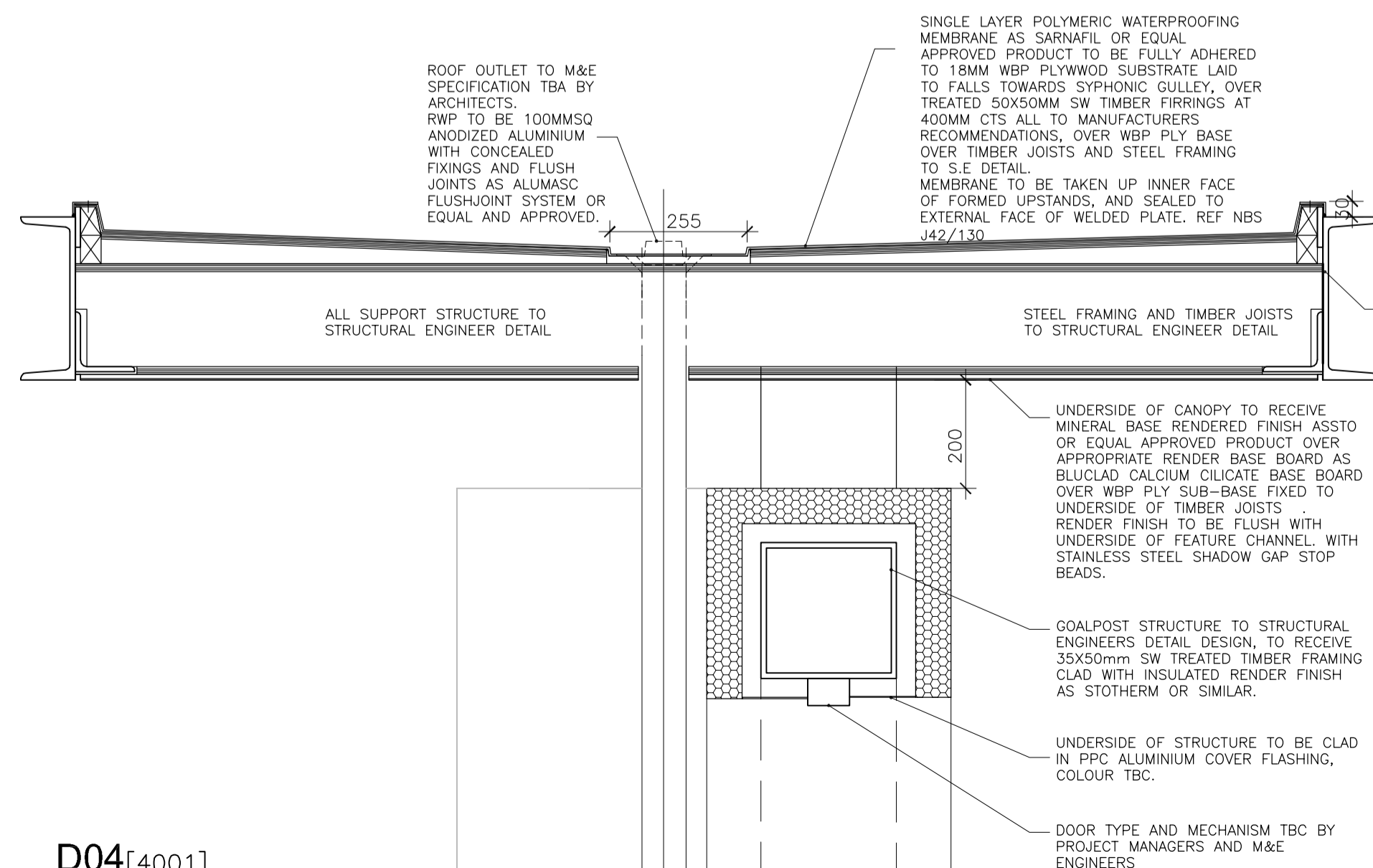
D03[4001] - REF : G517[3002]
TYPICAL EDGE DETAIL
SCALE 1:10

NOTES:

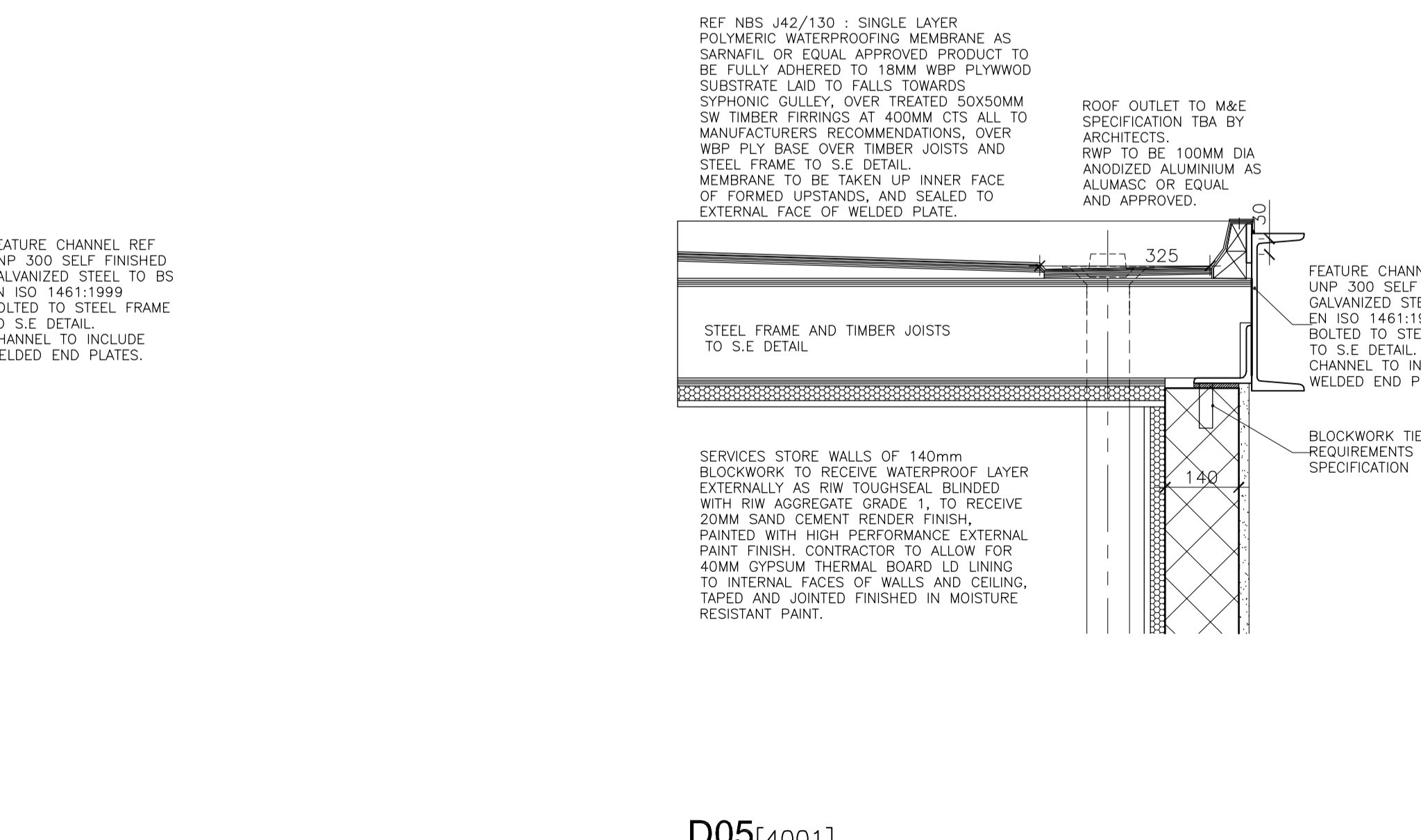
DO NOT SCALE OFF THIS DRAWING. CHECK DIMENSIONS ON SITE PRIOR TO COMMENCEMENT. THIS DRAWING IS THE COPYRIGHT OF WSRM ARCHITECTS LTD. AND MUST NOT BE COPIED OR REPRODUCED, IN PART OR IN WHOLE, WITHOUT PERMISSION OF WSRM ARCHITECTS LTD. TO BE READ IN CONJUNCTION WITH OTHER RELEVANT CONSULTANTS INFORMATION.

TYPICAL ROOF/CANOPY EDGE DETAILS

SCALE 1:10



D04[4001]
TYPICAL ENTRANCE CANOPY EDGE DETAIL
SCALE 1:10



D05[4001]
TYPICAL SERVICES STORE ROOF EDGE DETAIL
SCALE 1:10

GENERAL DRAWING NOTES:

- FOR ALL CONSTRUCTION, EXPANSION OR CONTRACTION JOINTS REFER TO STRUCTURAL ENGINEER'S DRAWINGS
- ALL DIMENSIONS ON THIS DRAWING, TO INCLUDE STRUCTURE AND FINISHES, ARE FOR PRICING PURPOSES ONLY AND SHOULD NOT BE USED FOR SETTING OUT OR CONSTRUCTION

KEY TO DIMENSIONS (IN MM):

1510	DENOTES CRITICAL DIMENSIONS
1510	DENOTES EXTERNAL DIMENSION TO STRUCTURE [1ST FIX]
1510	DENOTES INTERNAL DIMENSION FINISH TO FINISH [2ND FIX]
+XXXX	ALL LEVELS IN METRES PROPOSED FINISHED FLOOR LEVEL
XXXX	EXISTING FLOOR LEVEL

rev	date	amendments
A	14.09.2011	OVERHANG STRUCTURE REDUCED. ENTRANCE CANOPY AND STORE ROOF CHANGED TO STEEL STRUCTURE FOLLOWING S.E COMMENTS. DETAILS AMENDED TO SUIT.
B	12.06.2012	PARAPET WALLS AND FENCING AMENDED TO ACCOMMODATE PLANTER TROUGHS, LANDSCAPING PLANTERS AND TROUGHS DETAILS ADDED, NOTES & NBS REF'S ADDED GENERALLY RELATING TO PROPOSED LANDSCAPING DESIGN

FOR TENDER
THIS DRAWING HAS BEEN PREPARED FOR PRICING PURPOSES ONLY AND NEEDS TO BE FULLY COORDINATED WITH THE STRUCTURE, M+E AND SPECIALISTS DESIGN INPUT PRIOR TO CONSTRUCTION

WSRM architects
12.20 EUROTOWERS
PO BOX 474
GIBRALTAR
Tel: (350) 200 74547
Fax: (350) 200 74583
Email: wsrma@wsrm.gi
Web: www.wsrmg.com

CLIENT	T.S.D GOVERNMENT OF GIBRALTAR
PROJECT	SOUTH PAVILION PARKING DECK
DRAWING TITLE	TYPICAL DETAILS PARAPET EDGE & ROOF EDGE
SCALE	1:10@A1
DATE	26.08.2011
JOB + DRG REF No.	G517[4-001].DET-TYP-10
REV	B